STUDIO JAED
www.studiojaed.com

Date: June 3, 2022

ASI-08

Project: DelDOT Georgetown Administration Building
Project No: T202180102
SJ Project No: 20069

The work herein shall be considered part of the bid documents for the referenced project and carried out in accordance with the following supplemental instructions issued in accordance with the Contract Documents without change in Contract Sum or Contract Time. Acknowledge receipt of addendum on the bid form as indicated.

Provide change order pricing for the following changes as directed by DELDOT.

1. Remove all walls, plumbing fixtures, toilet accessories, electrical wiring, suspended ceilings, in existing storage room and bathroom in B133A.
2. Install new walls, plumbing fixtures, toilet accessories, electrical wiring, and suspended ceiling in new bathroom B133A.

Provide change order pricing for the following changes as directed by the contractor.

1. Replace ¾" hat channel at existing exterior walls with 3 5/8" 20 gauge metal studs at 16" O.C at select locations noted with keynote C-19A.
2. Add additional 3 5/8" metal studs at 16" O.C. with 5/8" gypsum board next to CMU walls in Kitchen A134.
3. Add additional 2 ½" metal studs at 16" O.C. with 5/8" gypsum board to CMU walls in Laundry/Utility Room A115A.

See revised drawings:

1. AD101
2. A-101
3. A-402
4. A-500
5. ED101
6. E-101
7. E-201
8. E-301.

THE RECEIVER OF THESE PLANS BY HARD COPY OR ELECTRONIC TRANSMISSION BY USE THEREOF UNDERSTANDS AND AGREES AS FOLLOWS: - THE ELECTRONIC DATA TRANSMITTED ("DATA") MAY BE ALTERED DURING TRANSIT AND TRANSLATION. - STUDIOJAED CORPORATION DOES NOT WARRANT OR MAKE ANY REPRESENTATIONS WITH RESPECT TO THE ACCURACY OF THE DATA. - THE RECEIVER WARRANTS THAT IT WILL NOT REPRODUCE OR OTHERWISE MAKE USE OF THE DATA EXPLAINED IN ANY MANNER WHICH WOULD INFRINGE ANY RIGHTS OF STUDIOJAED CORPORATION, INCLUDING ALL COPYRIGHTS AND TRADE SECRETS. - THE RECEIVER SHALL NOT DISCLOSE THE DATA OR ANY INFORMATION CONTAINED THEREIN TO ANY PERSON OR ENTITY WITHOUT STUDIOJAED CORPORATION'S PRIOR WRITTEN CONSENT. - STUDIOJAED CORPORATION DOES NOT WARRANT OR MAKE ANY REPRESENTATIONS WITH RESPECT TO THE ACCURACY OF THE DATA. - THE RECEIVER AGREES TO THE FULLEST EXTENT PERMITTED BY LAW TO INDEMNIFY AND HOLD HARMLESS STUDIOJAED CORPORATION AND ITS EMPLOYEES FROM AND AGAINST ANY AND ALL CLAIMS, DAMAGES, LOSSES AND EXPENSES ARISING OUT OF OR RESULTING FROM THE USE OF ELECTRONIC DATA.

A / AD101 VIEW OF WEATHER MONITOR
NOT TO SCALE

1 / AD101 DEMOLITION FLOOR PLAN
SCALE: 1/8" = 1'-0"

DEMOLITION SYMBOLS LEGEND

- REMOVE ALL CONSTRUCTION SHOWN DASHED COMPLETE, UNLESS NOTED OTHERWISE
- EXISTING WALL OR PARTITION TO REMAIN, TYP UNLESS NOTED OTHERWISE
- REMOVE PORTION OF EXISTING WALL. SEE FLOOR PLAN FOR LOCATION AND DIMENSION, TYP UNLESS NOTED OTHERWISE
- REMOVE EXISTING DOOR & FRAME COMPLETELY.
- EXISTING DOOR TO REMAIN, TYP UNLESS NOTED OTHERWISE
- D34 DEMOLITION PLAN KEYED NOTE TAG
- DEMOLISHED SITE ITEMS. SEE KEYNOTES FOR ADDITIONAL INFORMATION
- DEMOLISHED ROOF. SEE KEYNOTE FOR ADDITIONAL INFORMATION
- DEMOLISHED CONCRETE SLAB. SEE KEYNOTE FOR ADDITIONAL INFORMATION

DEMOLITION NOTES

1. ALL AREAS AND PARTITIONS NOT DASHED OR NOTED TO BE REMOVED SHALL REMAIN INTACT.
2. PATCH AND REPAIR EXIST. ADJACENT PARTITIONS AND FINISHES AS REQUIRED AFTER DEMOLITION TO MATCH EXIST. OR IN ACCORDANCE WITH/ PROPOSED RENOVATIONS.
3. PROVIDE INTERIOR AND EXTERIOR SHORING, BRACING, OR OTHER SUPPORT TO PREVENT MOVEMENT, SETTLEMENT, OR COLLAPSE OF ELEMENTS TO BE DEMOLISHED AND ADJACENT EXIST. ELEMENTS TO REMAIN.
4. SELECTIVE DEMOLITION WORK INCLUDES REMOVAL OF NON-STRUCT ITEMS INDICATED. REFER TO MECH, PLUMBING, ELEC, DEMOLITION DRAWINGS FOR ADDITIONAL SCOPE. THIS DRAWING DOES NOT SHOW ELEC, WATER, HVAC, AND MOST OTHER SERVICES.
5. LOCATE AND IDENTIFY EXIST. UTILITIES, INCLUDING SANITARY SEWER SYSTEM, AND ASCERTAIN THEIR CONDITION TO ENSURE ADEQUATE PERFORMANCE OF ALL UTILITIES IN NEW CONSTRUCTION. PROTECT UTILITY LINES AND HARDWARE DURING DEMOLITION AND CONSTRUCTION PHASES.
6. THE CONTRACTOR SHALL SAFELY SECURE ANY AND ALL PIPING, WIRING, CABLES, OR DEVICES THAT ARE NOT SCHEDULED FOR DEMOLITION, AND WERE SECURED BY ITEMS THAT HAVE BEEN OR ARE SCHEDULED FOR DEMOLITION.
7. UPON COMPLETION OF THE DEMOLITION WORK, ALL AREAS SHALL BE LEFT BROOM CLEAN TO THE SATISFACTION OF THE OWNER.
8. THE CONTRACTOR SHALL MAINTAIN THE INTEGRITY OF EXTERIOR CLOSURES THROUGHOUT THE DURATION OF THE WORK.
9. CONTRACTOR SHALL PROMPTLY PATCH AND REPAIR DAMAGE CAUSED TO ADJACENT CONSTRUCTION BY DEMOLITION WORK. RESTORE EXPOSED FINISHES IN A MANNER THAT ELIMINATES EVIDENCE OF PATCHING AND REFINISHING.
10. IF HAZARDOUS MATERIALS ARE ENCOUNTERED DURING DEMOLITION OPERATIONS, NOTIFY OWNER IMMEDIATELY COMPLY WITH/ APPLICABLE REGULATIONS, LAWS, AND ORDINANCES CONCERNING REMOVAL, HANDLING, AND PROTECTION AGAINST EXPOSURE OR ENVIRONMENTAL POLLUTION. BURNING OF REMOVED MATERIALS IS NOT PERMITTED ON THE PROJECT SITE.
11. ABATE ALL FLOORS, AND MATERIALS AS REQUIRED BASED ON HAZARDOUS MATERIALS SUMMARY REPORT. DEMOLISH ALL FLOORS, CEILINGS, FIXTURES, AND ACCESSORIES AS INDICATED ON DRAWINGS. DEMOLISH ALL CASEWORK IN WORK AREA.
12. COORDINATE ALL DEMOLITION WORK ON THE EXIST. BUILDING WITH THE OWNER BEFORE PROCEEDING.
13. THE MAJORITY OF EXISTING TPO ROOF SYSTEM SHALL REMAIN. CONTRACTOR SHALL BE RESPONSIBLE TO TIE-IN NEW TPO FLASHING TO THE EXISTING TPO ROOF SYSTEM, IN LOCATIONS NOTED BELOW.
14. EXISTING TPO ROOF SYSTEM WARRANTY IS STILL IN EFFECT FOR THIS PROJECT. PRIOR TO ANY ROOF MODIFICATIONS TO EXISTING ROOFING MEMBRANE SYSTEM, PROVIDE WRITTEN VERIFICATION THAT PROPOSED MODIFICATIONS ARE COMPLIANT WITH EXISTING ROOFING MANUFACTURER'S WARRANTY REQUIREMENTS ON FILE WITH THE GOVERNMENT.

DEMOLITION PLANS - KEYED SCOPE NOTES

KEY	NOTE
D1	DEMOLISH AND DISPOSE OF EXISTING HOLLOW METAL FRAME, DOOR, AND HARDWARE.
D1A	DEMOLISH AND DISPOSE OF EXISTING HOLLOW METAL FRAME, SIDELIGHT, DOOR, AND HARDWARE.
D1B	DEMOLISH AND DISPOSE OF EXISTING STOREFRONT FRAME, DOOR, AND HARDWARE.
D2	DEMOLISH EXISTING INTERIOR PARTITION INCLUDING BUT NOT LIMITED TO FASTENERS, WALL BASE, FRAMING, GWB, AND INSULATION. PATCH AND REPAIR ALL ADJACENT SURFACES DAMAGED BY DEMOLITION WITH LIKE MATERIALS AND FINISHES.
D2A	DEMOLISH EXISTING INTERIOR CMU PARTITION INCLUDING ALL WALL BASE AND FURRING (IF APPLICABLE). PATCH AND REPAIR ALL ADJACENT SURFACES DAMAGED BY DEMOLITION WITH LIKE MATERIALS AND FINISHES.
D3	DEMOLISH AND DISPOSE OF EXISTING METAL FRAMED WINDOWS AND WINDOW TREATMENTS, INCLUDING BUT NOT LIMITED TO FASTENERS, SEALANT, BACKER ROD, AND SHIMS.
D4	DEMOLISH AND DISPOSE OF EXISTING EXTERIOR ALUMINUM STOREFRONT AND WINDOW TREATMENTS, INCLUDING BUT NOT LIMITED TO FASTENERS, SEALANT, BACKER ROD, AND SHIMS.
D5	DEMOLISH AND DISPOSE OF EXISTING SUSPENDED ACOUSTICAL TILE CEILING, GRID, HANGERS, AND FASTENERS. TYPICAL THROUGHOUT WORK AREA.
D6	EXCAVATE PORTION OF SITE AS REQUIRED FOR NEW CONCRETE SLAB AND FOOTINGS. SEE CIVIL DRAWINGS FOR ADDITIONAL INFORMATION.
D7	DEMOLISH AND DISPOSE OF EXISTING PLUMBING FIXTURES AND ACCESSORIES INCLUDING BUT NOT LIMITED TO GRAB BARS, SOAP DISPENSERS, MIRRORS, TISSUE DISPENSERS, PAPER TOWEL DISPENSERS, AND TOILET PARTITIONS. CUT AND CAP PLUMBING LINES IN STUD WALLS OR BELOW SLAB AS REQUIRED .
D8	DEMOLISH AND DISPOSE OF EXISTING OVERHEAD COUNTER DOOR.
D9	DEMOLISH AND DISPOSE OF EXISTING COUNTER TOP AND WALL BELOW.
D10	DEMOLISH AND DISPOSE OF EXISTING EXTERIOR BRICK WALL, FURRING AND FOUNDATION TO 8" BELOW GRADE, METAL FASCIA, GUTTERS AND DOWNSPOUTS, THE ENTIRE LENGTH OF WALL.
D11	DEMOLISH AND DISPOSE OF EXISTING FOLDING PARTITION WALL AND COORDINATING EQUIPMENT, INCLUDING BUT NOT LIMITED TO TRACK, STRUCTURAL TRACK SUPPORT, DOOR, ECT.
D12	DEMOLISH PORTION OF EXISTING INTERIOR PARTITION FOR NEW OPENING. PROVIDE NEW BOX BEAM OR LINTEL AT ALL NEW OPENINGS
D14	DEMOLISH EXISTING INTERIOR PLANTER BED AND WALLS.
D15	DEMOLISH AND DISPOSE OF EXISTING CASEWORK AND OR COUNTER TOP IN ITS ENTIRETY.
D16	DEMOLISH AND DISPOSE OF EXISTING WASHER DRYER UNITS AND STORE FOR REINSTALLATION.
D17	REMOVE WOOD VENEER PANELING ON ALL WALLS TO REMAIN.
D18	REMOVE EXISTING WALL CABINETS. PATCH AND REPAIR WALL AS REQUIRED FOR NEW WORK.
D19	DEMOLISH AND DISPOSE EXISTING CONCRETE SIDEWALK. EXCAVATE PORTION OF SITE AS REQUIRED FOR NEW FOOTINGS, FOUNDATION WALLS AND CONCRETE SLAB. SEE CIVIL, STRUCTURAL AND CONSTRUCTION DRAWINGS FOR ADDITIONAL INFORMATION.
D20	DEMOLISH AND DISPOSE EXISTING CONCRETE SIDEWALK AND SIDEWALK CURBSCURBS. SEE CIVIL AND CONSTRUCTION DRAWINGS FOR ADDITIONAL INFORMATION.
D21	DEMOLISH AND DISPOSE EXISTING FLOORING FINISH WALL BASE AND MASTIC. PATCH AND PREPARE SLAB FOR NEW FLOOR FINISH.
D22	WITH CARE, REMOVE EXISTING GYPSUM BOARD THE ENTIRE HEIGHT AND LENGTH OF WALL.
D23	REMOVE AND DISPOSE OF EXISTING REFRIGERATOR AND STOVE UNITS.
D24	WITH CARE, REMOVE EXISTING CANOPY INCLUDING BUT NOT LIMITED TO FASCIA, SOFFIT, ROOFING SYSTEM, STEEL BEAMS, AND INSULATION. PATCH AND REPAIR BRICK WORK AND INTERIOR FINISH AS REQUIRED FOR NEW WORK.
D25	WITH CARE, DEMOLISH AND DISPOSE OF EXISTING EXTERIOR METAL PANEL ABOVE AND BELOW OPENING. PREPARE AREA FOR NEW METAL PANEL. (ALTERNATE #1)
D26	WITH CARE, REMOVE EXISTING SLATE WINDOW SILL AND WINDOW BLINDS.
D27	WITH CARE DEMOLISH PORTION OF EXISTING EQUIPMENT PAD TO SLAB BELOW. PATCH AND REPAIR CONCRETE SLAB AS REQUIRED FOR A SMOOTH AND LEVEL SURFACE.
D28	WITH CARE, DEMOLISH EXISTING GLASS BLOCK, FRAME AND SILL. PREPARE OPENING FOR NEW WINDOW SYSTEM.
D29	WITH CARE, REMOVE EXISTING CRACKED MORTAR AND BRICK. INSTALL NEW MORTAR AND BRICK TO MATCH EXISTING WALL. SEE 3/AD102
D30	WITH CARE, DEMOLISH AND DISPOSE CHALKBOARD, PROJECTOR SCREEN, AND PROJECTOR AND STRUCTURAL SUPPORTS.
D31	EXISTING ROOF SYSTEM ECT, TO REMAIN TO THE FULLEST EXTENT AS POSSIBLE.
D32	REMOVE PORTION OF EXISTING ROOF SYSTEM, INCLUDING BUT NOT LIMITED TO BLOCKING, INSULATION, TPO ROOF MEMBRANE AS REQUIRED TO RESLOPE THE ROOF TO FRONT OF THE BUILDING.
D33	DEMOLISH AND DISPOSE OF EXISTING ACOUSTICAL CEILING SYSTEM AS REQUIRED FOR NEW MECHANICAL WORK.
D34	WITH CARE REMOVE EXISTING GUTTERS AND DOWNSPOUTS. (ALTERNATE #1)
D35	SAW CUT AND DISPOSE OF EXISTING SLAB, STONE BASE AND VAPOR BARRIER AS REQUIRED FOR UNDERSLAB PIPING AND/OR FOOTING EXPANSION. SEE PLUMBING AND STRUCTURAL DRAWINGS FOR ADDITIONAL INFORMATION.
D36	REMOVE AND DISPOSE OF EXISTING ICE MACHINES.
D37	WITH CARE REMOVE EXISTING WEATHER STATION AND STORE FOR REINSTALLATION. SEE PHOTOGRAPH A/AD101.
D38	WITH CARE, REMOVE EXISTING GYPSUM BOARD AND WOOD FURRING STRIPS THE ENTIRE HEIGHT AND LENGTH OF WALL.
D39	WITH CARE, REMOVE PORTION OF EXISTING TPO ROOFING SYSTEM DOWN TO DECK AS REQUIRED FOR NEW ROOF CRICKET.

STUDIOJAED
ARCHITECTS ■ ENGINEERS ■ FACILITIES SOLUTIONS
Email: info@StudioJAED.com
Website: www.StudioJAED.com
DELAWARE OFFICE
2500 WARNACK HIL ROAD, STE. 110
BEAR, DELAWARE 19701
P: (302) 832-1052
PROVIDENCE OFFICE
42 WEYBOSSET STREET, STE. 403
PROVIDENCE, RHODE ISLAND 02903
P: (401) 440-5084
MARYLAND OFFICE
213 FRONT STREET, P.O. BOX 254
CRUMPTON, MARYLAND 21628
CONSULTANT

THIS DRAWING IS THE PROPERTY OF STUDIOJAED AND IS PREPARED FOR THE EXCLUSIVE USE OF ITS CLIENTS AT THE LOCATION INDICATED. NO OTHER USE IS AUTHORIZED OR INTENDED.
THE PROFESSIONAL SERVICES OF THE ARCHITECT ARE UNDERTAKEN FOR AND ARE PERFORMED IN THE INTEREST OF [NAME OF PERSON EMPLOYING ARCHITECT]. NO CONTRACTUAL OBLIGATION IS ASSUMED BY THE ARCHITECT FOR THE BENEFIT OF ANY OTHER PERSON INVOLVED IN THE PROJECT.

SIGNATURE:
DATE OF SIGNATURE:
DATE OF REGISTRATION EXPIRATION:
ARCHITECT / ENGINEER SEAL

PROJECT
DELAWARE DEPARTMENT OF TRANSPORTATION
GEORGETOWN ADMINISTRATION BUILDING
RENOVATION / EXPANSION
23897 DUPONT BLVD, GEORGETOWN, DELAWARE 19947

REVISIONS

Mark	Date	Description
1	5/23/2022	ASI-08

SHEET TITLE
DEMOLITION FLOOR PLAN

ISSUED FOR CONSTRUCTION
JANUARY 26, 2022

DRAWN	CHK'D	PROJECT NO.
AB	PG	20069

SHEET NO.
AD101

5/6/2022 1:05:06 PM

CONSTRUCTION SYMBOLS LEGEND

Symbol	Description
	EXISTING WALL OR PARTITION TO REMAIN, TYP,.U.N.O.
	INFILL PORTION OF EXISTING WALL. SEE FLOOR PLAN FOR LOCATION AND DIMENSION. TYP. U.N.O.
	EXISTING DOOR TO REMAIN, TYP U.N.O.
	NEW DOOR, TYP U.N.O
ROOM NAME 181	ROOM TAG
	NEW PARTITION. SEE FLOOR PLAN FOR LOCATION AND DIMENSION
X	WALL TYPE TAG
101	DOOR TAG
C1	CONSTRUCTION PLAN KEYED NOTE TAG
1i	WINDOW TYPE TAG
	CONCRETE SLAB -SEE STRUCTURAL DRAWINGS FOR ADDITIONAL INFORMATION
EQ-1	EQUIPMENT TAG

CONSTRUCTION NOTES

1. SEE GENERAL NOTES ON G-001 FOR ADDITIONAL INFORMATION.
2. REFER TO FINISH SCHEDULES FOR ALL FINISHES, FLOOR PATTERNS, AND COLOR INFO.
3. INTERIOR PARTITION TYPE TAGS APPLY TO THE ENTIRE LENGTH OF WALL INDICATED BY THAT TAG, REGARDLESS OF OPENINGS WITHIN THAT WALL; TYP. UNO
4. ALL DIMENSIONS ARE TO FACE OF MASONRY, ROUGH FRAME, OR CENTER LINE OF COLUMN. TYPICAL UNLESS OTHERWISE NOTED. CONTRACTOR SHALL VERIFY ALL DIMENSIONS PRIOR TO CONSTRUCTION, AND NOTIFY ARCHITECT IMMEDIATELY OF ANY DISCREPANCIES.
5. PAINT ALL EXPOSED SURFACES, INCLUDING ALL GYPSUM BOARD CEILINGS AND SOFFITS.

CONSTRUCTION PLANS - KEYED SCOPE NOTES

KEY	NOTE
C1	FURNISH AND INSTALL NEW 4" CONCRETE SLAB OVER VAPOR BARRIER AND 4" CRUSHED STONE BASE. #4 DOWELS @ 24" O.C. INTO EXISTING SLAB TYP.
C2	FURNITURE GLASS WALL. NOT IN CONTRACT.
C3	FURNISH AND INSTALL NEW HM FRAMED/ CASED OPENING - SEE DOOR SCHEDULE FOR MORE INFORMATION
C4	FURNISH AND INSTALL NEW 2HR RATED FIRE SHUTTER AT EXISTING HM FRAME / WINDOW. SEE TYPICAL SECTION FOR MORE INFORMATION.
C5	FURNISH AND INSTALL NEW CASEWORK WITH PLAM COUNTER TOP. REFER TO CASEWORK DETAILS FOR MORE INFORMATION.
C6	FURNISH AND INSTALL NEW ADA COMPLIANT HIGH/ LOW WATER COOLER WITH BOTTLE FILLER. SEE PLUMBING PLANS FOR MORE INFORMATION.
C7	FURNISH AND INSTALL NEW SOUND ATTENUATION FABRIC WRAP PANELS - SEE ELEVATIONS FOR MORE INFORMATION
C8	FURNISH AND INSTALL POWDER COATED STEEL PEDESTAL WITH DUAL MOUNT FOR CARD READER AND DOOR OPERATOR.
C9	FURNISH AND INSTALL NEW VINYL WALL LOGO- SEE ELEVATIONS FOR MORE INFORMATION.
C10	FURNISH AND INSTALL NEW FLAT SCREEN TELEVISION WITH ASSOCIATED WALL MOUNT BY OTHERS. SEE ELEVATIONS AND ELECTRICAL PLANS FOR MORE INFORMATION
C11	FURNISH AND INSTALL NEW ADA SIGNAGE WITH BRAILLE AT CUBICLE WALS, ARCHITECTURAL WALLS, GYPSUM BOARD WALLS, AND ALUMINUM STOREFRONTS. PROVIDE BLANK REAR PLATE WHERE SIGNAGE IS INSTALLED ON GLASS - SEE TYPICAL SIGNAGE DETAILS AND DOOR SCHEDULE FOR MORE INFO
C12	REMOVE HARDWARE OF OPERABLE WINDOW TO MAKE INOPERABLE. INSTALL PRIVACY FILM ON GLASS. CLOSE OFF WINDOW WITH NEW 2 1/2" STUD AND GYPSUM WALLBOARD FROM MULLION TO MULLION.
C13	FURNISH AND INSTALL NEW MECHO SHADE WINDOW TREATMENT. CONTRACTOR TO VERIFY ALL WINDOW WIDTHS IN FIELD PRIOR TO FABRICATION
C14	NEW WALL MOUNTED SHELVES. SEE CASEWORK SECTION F ON A-404.
C15	FURNISH AND INSTALL NEW ADA COMPLIANT RECESSED FIRE EXTINGUISHER CABINET.
C16	1'-0" SQUARE ALUMINUM COLUMN COVER
C17	BOTTLE COOLER BY OWNER
C18	REINSTALL EXISTING WEATHER MONITORING SYSTEM.
C19	FURNISH AND INSTALL 5/8" GYPSUM WALLBOARD OVER 3/4" METAL HAT CHANNEL, THE ENTIRE LENGTH OF WALL.
C19A	FURNISH AND INSTALL 5/8" GYPSUM WALLBOARD OVER 3 5/8" METAL HAT CHANNEL, THE ENTIRE LENGTH OF WALL.
C20	FURNISH AND INSTALL NEW MECHO DUAL SHADE WINDOWS TREATMENT. CONTRACTOR TO VERIFY ALL WINDOW WIDTHS IN THE FIELD PRIOR TO FABRICATION

EQUIPMENT SCHEDULE

Mark	Comments
EQ-1	
EQ-2	COUNTERTOP MICROWAVE
EQ-3	30" WIDE ELECTRIC SLIDE-IN COOKTOP WITH OVEN
EQ-4	ICE CUBE MACHINE
EQ-5	UNDERCOUNTER REFRIGERATOR
EQ-6	30" WIDE RANGE HOOD EXHAUST
EQ-7	COMBINATION CLOTHES WASHER / DRYER

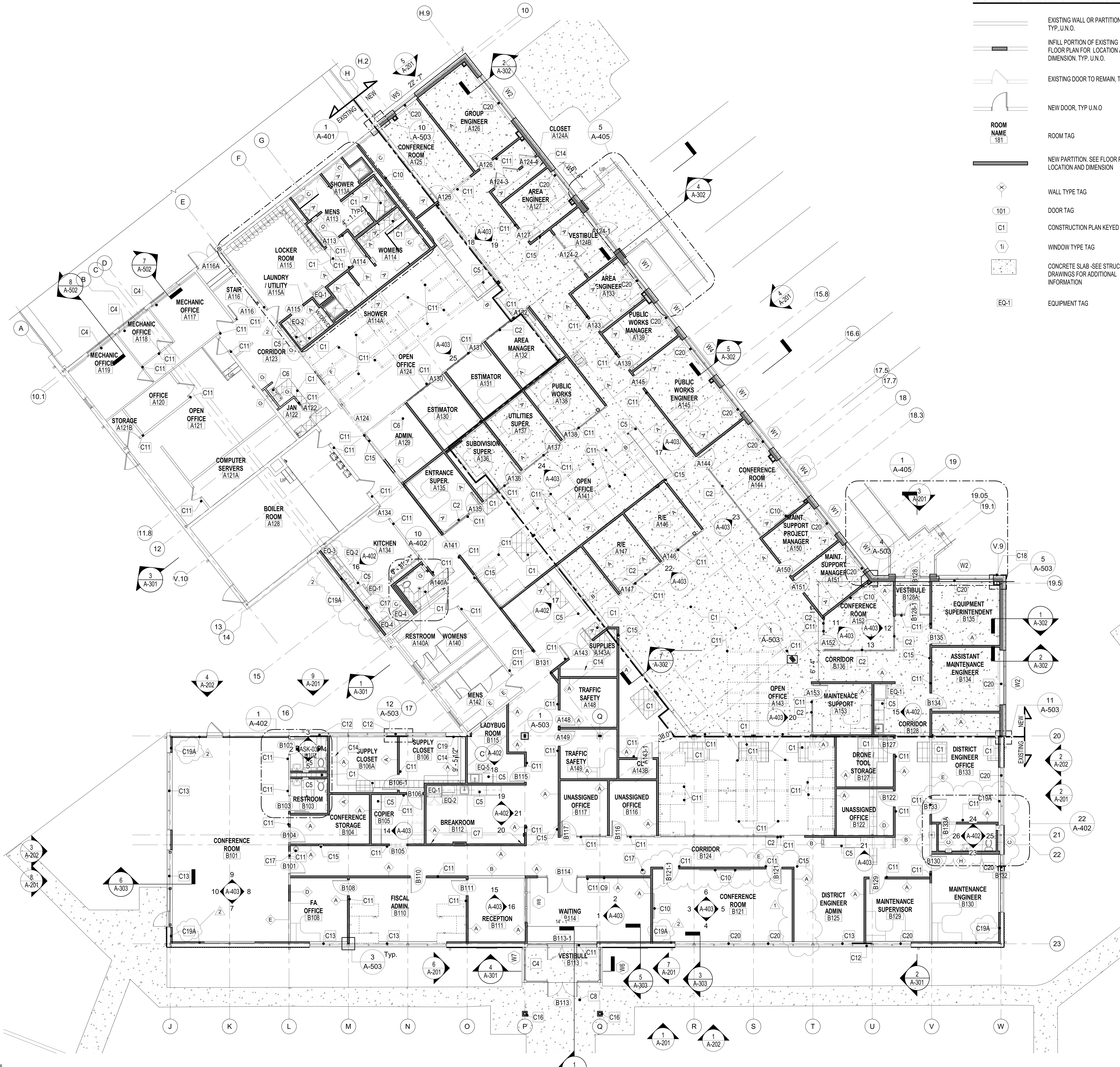

1 A-101 CONSTRUCTION FLOOR PLAN
SCALE: 1/8" = 1'-0"

STUDIOJAED
ARCHITECTS ■ ENGINEERS ■ FACILITIES SOLUTIONS

Website: www.StudioJAED.com
Email: info@StudioJAED.com

DELAWARE OFFICE
2500 WRANGLE HILL ROAD, STE. 110
BEAR, DELAWARE 19701
P: (302) 832-1652

PROVIDENCE OFFICE
42 WEYBOSSET STREET, STE. 403
PROVIDENCE, RHODE ISLAND 02903
P: (401) 648-0884

MARYLAND OFFICE
213 FRONT STREET, P.O. BOX 254
CRUMPTON, MARYLAND 21628

CONSULTANT

THIS DRAWING IS THE PROPERTY OF STUDIOJAED AND IS PREPARED FOR THE EXCLUSIVE USE OF ITS CLIENTS AT THE LOCATION INDICATED. NO OTHER USE IS AUTHORIZED OR INTENDED.

THE PROFESSIONAL SERVICES OF THE ARCHITECT ARE UNDERTAKEN FOR AND ARE PERFORMED IN THE INTEREST OF [NAME OF PERSON EMPLOYING ARCHITECT]. NO CONTRACTUAL OBLIGATION IS ASSUMED BY THE ARCHITECT FOR THE BENEFIT OF ANY OTHER PERSON INVOLVED IN THE PROJECT.

SIGNATURE: ____________
DATE OF SIGNATURE: ____________
DATE OF REGISTRATION EXPIRATION: ____________

ARCHITECT / ENGINEER SEAL

PROJECT
DELAWARE DEPARTMENT OF TRANSPORTATION
GEORGETOWN ADMINISTRATION BUILDING
RENOVATION / EXPANSION
23697 DUPONT BLVD, GEORGETOWN, DELAWARE 19947

REVISIONS

Mark	Date	Description
1	3/7/2022	ASI-02
2	5/23/2022	ASI-08

SHEET TITLE
CONSTRUCTION FLOOR PLAN

ISSUED FOR CONSTRUCTION
JANUARY 26, 2022

DRAWN	CHK'D	PROJECT NO.
AB	PG	20069

SHEET NO.
A-101

6/3/2022 11:42:59 AM

1 A-110 REFLECTED CEILING PLAN
SCALE: 1/8" = 1'-0"

REFLECTED CEILING PLAN LEGEND

- EXISTING WALL OR PARTITION TO REMAIN, TYP UON
- INFILL PORTION OF EXISTING WALL. SEE FLOOR PLAN FOR LOCATION AND DIMENSION. TYP UON
- C1 — CONSTRUCTION PLAN KEYED NOTE TAG
- EXIT SIGN - SEE ELECTRICAL DRAWINGS
- CAMERA - SEE ELECTRICAL DRAWINGS
- MECHANICAL RETURN - SEE MECHANICAL DRAWINGS
- 2'-0"x2'-0" LIGHT - SEE ELECTRICAL DRAWINGS
- MECHANICAL DIFFUSER - SEE MECHANICAL DRAWINGS
- ACOUSTIC CEILING PANELS REFERENCE DWGS FOR SIZES
- GYPSUM BOARD CEILING ON METAL STUDS
- DAYLIGHT DIFFUSER
- HORN STROBE DEVICE
- P — SMOKE DETECTOR
- MS — MOTION SENSOR

REFLECTED CEILING PLAN NOTES

1. SEE GENERAL NOTES ON A-001 FOR ADDITIONAL INFORMATION.
2. LIGHTING AND OTHER CEILING-MOUNTED FIXTURES ARE SHOWN FOR COORDINATION PURPOSES ONLY. COORDINATE ALL CEILING WORK PRIOR TO INSTALLATION OF CEILING. SEE MECHANICAL, ELECTRICAL AND PLUMBING DRAWINGS FOR ADDITIONAL INFO.
3. ALL CEILING-MOUNTED ITEMS (LIGHTS, GRILLES, DIFFUSERS, DETECTORS, SPRINKLER HEAD, ETC) SHALL BE CENTERED WITHIN THE CEILING TILES AND GRIDS UNLESS NOTED OTHERWISE.
4. PAINT ALL EXPOSED SURFACES, INCLUDING ALL GYPSUM BOARD CEILINGS AND SOFFITS.
5. ALL CEILING TILES TO BE CENTERED IN ROOMS, UNLESS NOTED OTHERWISE.
6. CEILING HEIGHTS REFERENCE ROOM FINISHED FLOOR ELEVATION.
7. MECH AND ELEC INFO ON THE ARCHITECTURAL DRAWINGS IS PROVIDED FOR CLARITY AND/OR LOCATION PURPOSES ONLY. SEE RELEVANT DISCIPLINE DRAWINGS FOR SPECIFIC INFORMATION. REFERENCE MECHANICAL AND PLUMBING DRAWINGS FOR CEILING MOUNTED DUCTS, PIPES, ETC. REFERENCE ELECTRICAL DRAWINGS FOR LIGHTING FIXTURE TYPES AND LOCATIONS.
8. ALL CEILINGS SHALL BE PLACED 8'-4" ABOVE FINISHED FLOOR UNLESS OTHERWISE NOTED.

CEILING TYPES

- (10'-10") — DESIGNATES BOTTOM OF CEILING A.F.F. AT THAT POINT. TYPICAL CEILING HEIGHT IS (9' - 8') UNLESS NOTED OTHERWISE.
- A1 — ACOUSTIC CEILING PANELS (2' - 0" x 2' - 0") BEVELED TEGULAR EDGE
- A2 — SCRUBBABLE CEILING PANELS (2' - 0" x 2' - 0") SQUARE EDGE
- A3 — ACOUSTIC CEILING PANELS (2' - 0" x 4' - 0") SQUARE EDGE
- B — 1/2" GYPSUM WALL BOARD CEILING ON 3 5/8" METAL STUD
- C — UNPAINTED EXPOSED STRUCTURE, HANGERS, FASTENERS, PIPING, AND MECHANICAL SYSTEMS.
- E — EXISTING CEILING TO REMAIN

* SEE SPECIFICATIONS FOR ADDITIONAL INFORMATION

TRUE NORTH

STUDIOJAED
ARCHITECTS ■ ENGINEERS ■ FACILITIES SOLUTIONS
Email: info@StudioJAED.com
Website: www.StudioJAED.com
MARYLAND OFFICE
213 FRONT STREET, P.O. BOX 254
CRUMPTON, MARYLAND 21628
PROVIDENCE OFFICE
42 WEYBOSSET STREET, STE. 403
PROVIDENCE, RHODE ISLAND 02903
P: (401) 648-5084
DELAWARE OFFICE
2500 WRANGLE HILL ROAD, STE. 110
BEAR, DELAWARE 19701
P: (302) 832-1052
CONSULTANT

THIS DRAWING IS THE PROPERTY OF STUDIOJAED AND IS PREPARED FOR THE EXCLUSIVE USE OF ITS CLIENTS AT THE LOCATION INDICATED. NO OTHER USE IS AUTHORIZED OR INTENDED.

THE PROFESSIONAL SERVICES OF THE ARCHITECT ARE UNDERTAKEN FOR AND ARE PERFORMED IN THE INTEREST OF [NAME OF PERSON EMPLOYING ARCHITECT]. NO CONTRACTUAL OBLIGATION IS ASSUMED BY THE ARCHITECT FOR THE BENEFIT OF ANY OTHER PERSON INVOLVED IN THE PROJECT.

SIGNATURE:
DATE OF SIGNATURE:
DATE OF REGISTRATION EXPIRATION:
ARCHITECT / ENGINEER SEAL

PROJECT
DELAWARE DEPARTMENT OF TRANSPORTATION
GEORGETOWN ADMINISTRATION BUILDING
RENOVATION / EXPANSION
23697 DUPONT BLVD, GEORGETOWN, DELAWARE 19947

REVISIONS

Mark	Date	Description
1	4/5/2022	ASI-04
2	5/23/2022	ASI-08

SHEET TITLE
REFLECTED CEILING PLAN

ISSUED FOR CONSTRUCTION
JANUARY 26, 2022

DRAWN	CHK'D	PROJECT NO.
AB	PG	20069

SHEET NO.
A-110

THE RECEIVER OF THESE PLANS BY HARD COPY OR ELECTRONIC TRANSMISSION BY ISSUE OR RECEIPT UNDERSTANDS AND AGREES AS FOLLOWS: THE ELECTRONIC DATA TRANSMITTED ("DATA") MAY BE A STORED DURING TRANSIT AND TRANSLATION. STUDIOJAED CORPORATION DOES NOT WARRANT OR MAKE ANY REPRESENTATIONS WITH RESPECT TO THE ACCURACY OF THE DATA. THE RECEIVER WILL COMPARE THE DATA WITH AVAILABLE HARD COPIES. STUDIOJAED CORPORATION WILL NOT BE LIABLE FOR ANY DAMAGES ARISING OUT OF ERRORS, OMISSIONS OR DEFECTS WITHIN THE DATA. THE RECEIVER AGREES TO HOLD STUDIOJAED CORPORATION HARMLESS FROM ALL CLAIMS ARISING FROM THE USE OF THE DATA. THE RECEIVER AGREES THAT IT WILL NOT REPRODUCE OR OTHERWISE MAKE USE OF THE DATA (DEFINED ABOVE) FOR ANY PURPOSE OTHER THAN THE USE OF ELECTRONIC DATA.

6/5/2022 11:44:13 AM

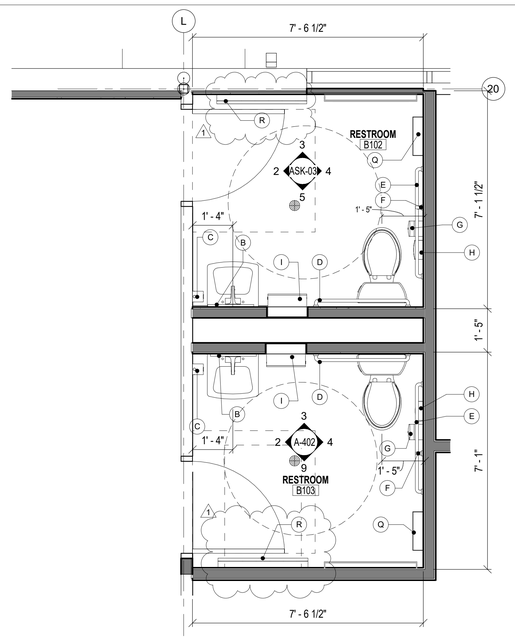

1 A-402 ENLARGED TOILET ROOM FLOOR PLANS
SCALE: 1/2" = 1'-0"

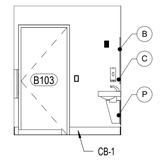

2 A-402 INTERIOR ELEVATION
SCALE: 1/4" = 1'-0"

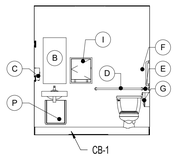

3 A-402 INTERIOR ELEVATION
SCALE: 1/4" = 1'-0"

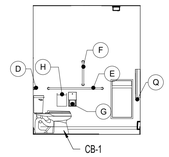

4 A-402 INTERIOR ELEVATION
SCALE: 1/4" = 1'-0"

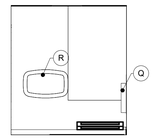

5 A-402 INTERIOR ELEVATION
SCALE: 1/4" = 1'-0"

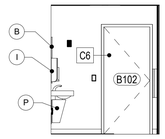

6 A-402 INTERIOR ELEVATION
SCALE: 1/4" = 1'-0"

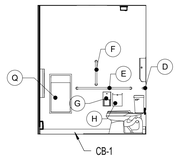

7 A-402 INTERIOR ELEVATION
SCALE: 1/4" = 1'-0"

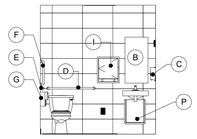

8 A-402 INTERIOR ELEVATION
SCALE: 1/4" = 1'-0"

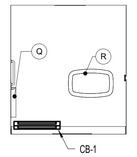

9 A-402 INTERIOR ELEVATION
SCALE: 1/4" = 1'-0"

ACCESSORIES TAG

MARK	EQUIPMENT	MANUFACTURER	MODEL #	NOTES
A	COMBINATION PAPER TOWEL DISPENSER/ WASTE RECEPTACLE	BOBRICK	B-3974-57	
B	MIRROR	BOBRICK	B-2908 1836	
C	SOAP DISPENSER	BOBRICK	B-2012	
D	GRAB BAR	BOBRICK	B-5806x36	
E	GRAB BAR	BOBRICK	B-5806x42	
F	GRAB BAR	BOBRICK	B-5806x18	
G	TOILET PAPER DISPENSER	BOBRICK	B-4288	
H	SANITARY DISPOSAL	BOBRICK	B-270	
I	PAPER TOWEL DISPENSER	BOBRICK	B-2974-57	AUTOMATIC DISPENSER, RECESSED
J	COAT HOOK WITH BUMPER	BOBRICK	B-212	
K	ROBE HOOK	BOBRICK	B-6727	
L	FOLDING SHOWER SEAT	BY SHOWER UNIT MANUFACTURER		
M	ADA BENCH			42"W x 20"D WALL MOUNTED BENCH WITH MAPLE BENCH TOP
N	CURTAIN ROD, CURTAIN HOOKS, AND CURTAIN	BOBRICK	B-6107x36, B-204-1, B-204-2	
O	SHOWER GRAB BAR	BOBRICK	B-68616.99	
P	ADA PIPE COVER			REFER TO PLUMBING DRAWINGS
Q	WASTE RECEPTACLE	BOBRICK	B-3644	RECESSED
R	CHANGING TABLE	BOBRICK	KB200	SURFACE MOUNTED

EQUIPMENT SCHEDULE

Mark	Comments
EQ-1	
EQ-2	COUNTERTOP MICROWAVE
EQ-3	30" WIDE ELECTRIC SLIDE-IN COOKTOP WITH OVEN
EQ-4	ICE CUBE MACHINE
EQ-5	UNDERCOUNTER REFRIGERATOR
EQ-6	30" WIDE RANGE HOOD EXHAUST
EQ-7	COMBINATION CLOTHES WASHER / DRYER

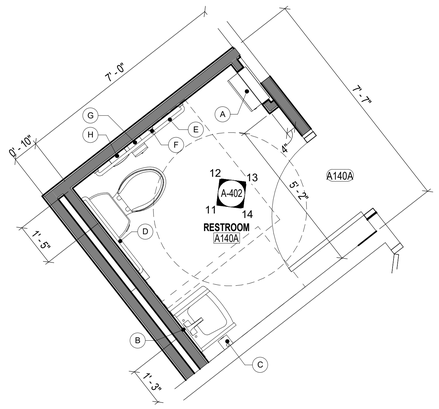

10 A-402 ENLARGED TOILET ROOM FLOOR PLANS
SCALE: 1/2" = 1'-0"

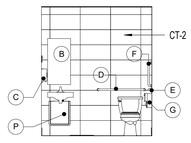

11 A-402 INTERIOR ELEVATION
SCALE: 1/4" = 1'-0"

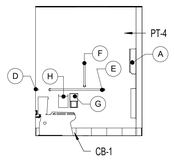

12 A-402 INTERIOR ELEVATION
SCALE: 1/4" = 1'-0"

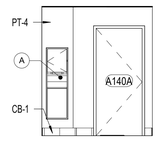

13 A-402 INTERIOR ELEVATION
SCALE: 1/4" = 1'-0"

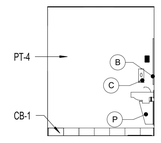

14 A-402 INTERIOR ELEVATION
SCALE: 1/4" = 1'-0"

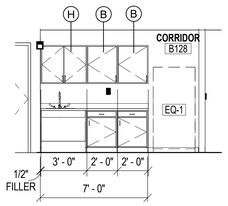

15 A-402 INTERIOR ELEVATION - B128
SCALE: 1/4" = 1'-0"

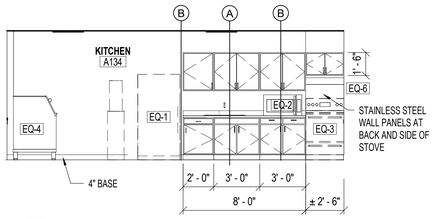

16 A-402 INTERIOR ELEVATION - A134
SCALE: 1/4" = 1'-0"

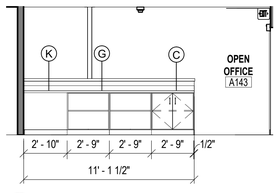

17 A-402 INTERIOR ELEVATION - A143
SCALE: 1/4" = 1'-0"

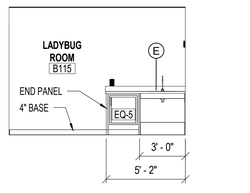

18 A-402 INTERIOR ELEVATION - B115
SCALE: 1/4" = 1'-0"

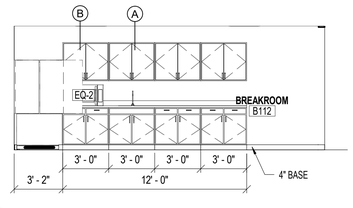

19 A-402 INTERIOR ELEVATION - B112
SCALE: 1/4" = 1'-0"

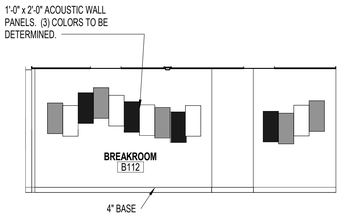

20 A-402 INTERIOR ELEVATION - B112
SCALE: 1/4" = 1'-0"

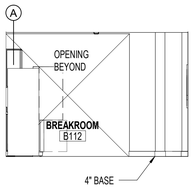

21 A-402 INTERIOR ELEVATION - B112
SCALE: 1/4" = 1'-0"

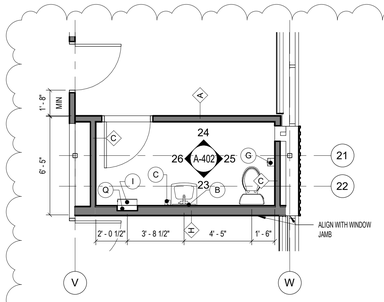

22 A-402 ENLARGED TOILET ROOM FLOOR PLAN
SCALE: 1/4" = 1'-0"

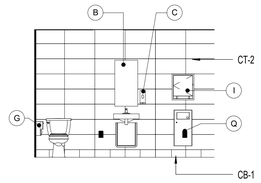

23 A-402 INTERIOR ELEVATION - B132
SCALE: 1/4" = 1'-0"

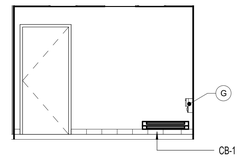

24 A-402 INTERIOR ELEVATION - B132
SCALE: 1/4" = 1'-0"

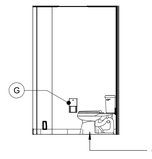

25 A-402 INTERIOR ELEVATION - B132
SCALE: 1/4" = 1'-0"

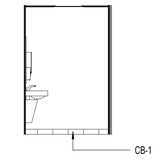

26 A-402 INTERIOR ELEVATION - B132
SCALE: 1/4" = 1'-0"

TRUE NORTH

THE RECEIVER OF THESE PLANS BY HARD COPY OR ELECTRONIC TRANSMISSION BY USE, THEREOF, UNDERSTANDS AND AGREES AS FOLLOWS: - "THE ELECTRONIC DATA TRANSMITTED (TDATA) MAY BE ALTERED DURING TRANSIT AND TRANSLATION. - "STUDIOJAED CORPORATION DOES NOT WARRANT OR MAKE ANY REPRESENTATION WITH RESPECT TO THE ACCURACY OF THE DATA. - THE RECEIVER HEREBY AGREES TO INDEMNIFY AND HOLD STUDIOJAED CORPORATION HARMLESS FROM ALL CLAIMS ARISING FROM ANY ALTERATION OF THE TDATA BY THE RECEIVER OR ANYONE ELSE WHO OBTAINS THE TDATA FROM THE RECEIVER. - THE RECEIVER AGREES TO THE FULLEST EXTENT PERMITTED BY LAW TO INDEMNIFY AND HOLD STUDIOJAED CORPORATION HARMLESS FROM ANY AND ALL LOSS OR EXPENSE, INCLUDING ATTORNEYS' FEES AND COSTS OF DEFENSE, ARISING OUT OF ANY ALTERATION OR USE OF ELECTRONIC DATA.

6/2/2022 11:45:03 AM

STUDIOJAED
ARCHITECTS ■ ENGINEERS ■ FACILITIES SOLUTIONS
Email: info@StudioJAED.com
Website: www.StudioJAED.com
MARYLAND OFFICE
213 FRONT STREET, P.O. BOX 254
CRUMPTON, MARYLAND 21628
PROVIDENCE OFFICE
42 WEYBOSSET STREET, STE. 403
PROVIDENCE, RHODE ISLAND 02903
P: (401) 640-5084
DELAWARE OFFICE
2500 WRANGLE HILL ROAD, STE. 110
BEAR, DELAWARE 19701
T: (302) 832-1082

CONSULTANT

THIS DRAWING IS THE PROPERTY OF STUDIOJAED AND IS PREPARED FOR THE EXCLUSIVE USE OF ITS CLIENTS AT THE LOCATION INDICATED. NO OTHER USE IS AUTHORIZED OR INTENDED.

THE PROFESSIONAL SERVICES OF THE ARCHITECT ARE UNDERTAKEN FOR AND ARE PERFORMED IN THE INTEREST OF [NAME OF PERSON EMPLOYING ARCHITECT]. NO CONTRACTUAL OBLIGATION IS ASSUMED BY THE ARCHITECT FOR THE BENEFIT OF ANY OTHER PERSON INVOLVED IN THE PROJECT.

SIGNATURE:
DATE OF SIGNATURE:
DATE OF REGISTRATION EXPIRATION:
ARCHITECT / ENGINEER SEAL

PROJECT
DELAWARE DEPARTMENT OF TRANSPORTATION
GEORGETOWN ADMINISTRATION BUILDING
RENOVATION / EXPANSION
23697 DUPONT BLVD, GEORGETOWN, DELAWARE 19947

REVISIONS

Mark	Date	Description
1	2/14/2022	ASI-01
2	5/23/2022	ASI-08

SHEET TITLE
ENLARGED FLOOR PLANS AND INTERIOR ELEVATIONS

ISSUED FOR CONSTRUCTION
JANUARY 26, 2022

DRAWN	CHKD	PROJECT NO.
KB	PG	20069

SHEET NO.
A-402

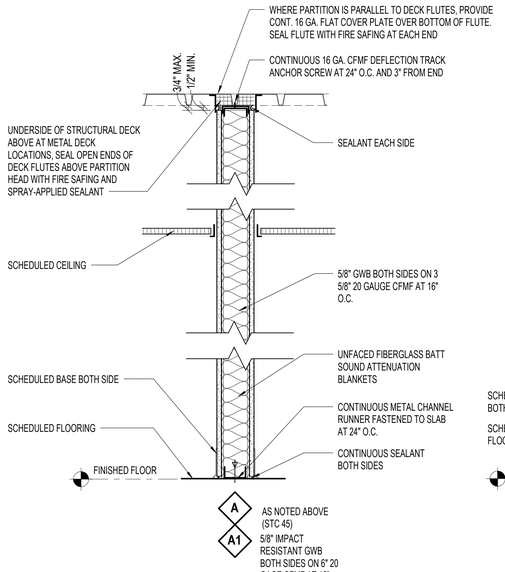

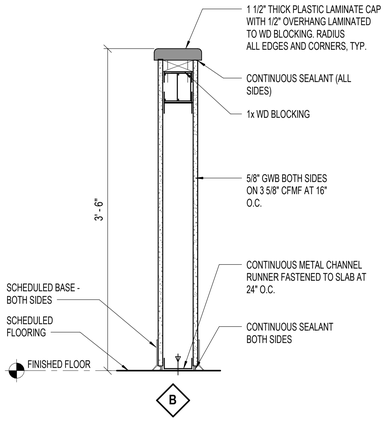

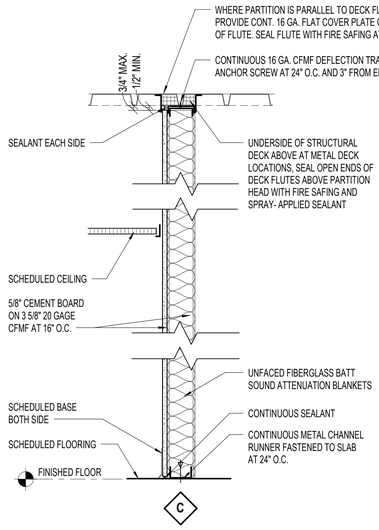

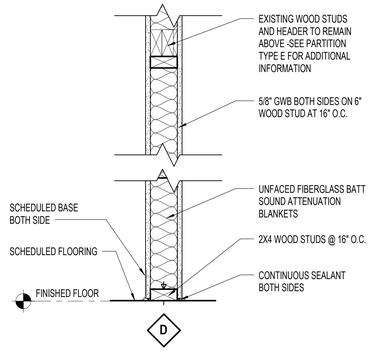

INTERIOR PARTITION PLAN GENERAL NOTES

1. PARTITIONS TYPES ARE KEYED ON FLOOR PLANS.
2. VERIFY RATED WALLS WITH CODE PLANS.
3. REVIEW ALL DRAWINGS AND COORDINATE WALL CONSTRUCTION INCLUDING LOCATION OF FRAMING MEMBERS WITH PENETRATIONS, RECESSED AND SURFACE MOUNTED ITEMS. PROVIDE FRAMING AND OR BACKING AS REQUIRED TO SUPPORT WALL MOUNTED OR RECESSED ITEMS AND WALL CONSTRUCTION AROUND ITEMS.
4. WHEN ITEMS PENETRATE WALL, CONSTRUCT SO ITEMS DO NOT BEAR ON WALLS.
5. PARTITIONS ENCLOSING SPACES WITHOUT CEILINGS ARE TO EXTEND TO UNDERSIDE OF DECK ABOVE.
6. ALL FIRE RATED PARTITION ASSEMBLIES ARE TO CONTINUE FROM FLOOR TO DECK ABOVE.
7. ALL FIRE AND SMOKE RATED PARTITIONS ARE TO HAVE ANY/ALL GAPS FILLED WITH A MATERIAL THAT WILL MEET OR EXCEED THE RATING AND/OR CONSTRUCTION REQUIREMENTS OF THE WALL.
8. THE ENVELOPE CREATED BY FIRE RATED PARTITIONS IS REQUIRED TO BE CONTINUOUS AND UNINTERRUPTED EXCEPT BY TESTED THROUGH-PENETRATION FIRE STOP ASSEMBLIES AS SPECIFIED. REFER TO THE CODE PLAN FOR DIAGRAMS.
9. WALL TYPES DESCRIBED ON THIS SHEET DO NOT ACCOUNT FOR REQUIRED BACKING AND /OR SUPPORT FOR WALL MOUNT FIXTURES, EQUIPMENT, CASEWORK AND/OR SYSTEMS FURNITURE. COORDINATE WITH ENLARGED FLOOR PLANS, INTERIOR ELEVATIONS, AND EQUIPMENT PLANS PRIOR TO THE COVERING OF STUD FRAMING. REFER TO MANUFACTURER'S RECOMMENDATIONS.
10. WALL TYPES AND RATINGS INDICATED ON PLAN CONTINUE ABOVE/BELOW ADJACENT WINDOW OR DOOR OPENINGS.
11. AT ALL ACOUSTICALLY RATED PARTITIONS USE ACOUSTICAL SEALANT APPLIED PER MANUFACTURERS INSTRUCTIONS.
12. REFER TO REFLECTED CEILING PLAN FOR CEILING MATERIALS AND HEIGHTS; REFER TO ROOM FINISH SCHEDULE FOR FINISHES AND SPECIAL INSTRUCTIONS.
13. INTERIOR PARTITION MOVEMENT CONTROL: PROVIDE CONTROL JOINTS IN GYPSUM BOARD PARTITIONS AND GYPSUM BOARD CEILINGS SHALL BE SPACED AS FOLLOWS, AND AS PER MANUFACTURER'S STANDARDS:
    PARTITIONS: 30 FT. MAXIMUM IN EITHER DIRECTION
    INTERIOR CEILINGS: 30 FT. MAXIMUM IN EITHER DIRECTION
14. PROVIDE ACCESS PANELS AS REQUIRED BY APPLICABLE CODES AS REQUIRED FOR MECHANICAL EQUIPMENT AND PLUMBING WORK. ALL ACCESS PANEL LOCATIONS SHALL BE REVIEWED WITH THE ARCHITECT OR ARCHITECT'S REPRESENTATIVE PRIOR TO PROCEEDING.
15. USE EPOXY BASED PAINT ON ALL BATHROOM WALLS, AND WALLS WITH OPERABLE PLUMBING.

INFILL OPENING IN WALL

INTERIOR PARTITION TYPES

1 1/2" = 1'-0"

STUDIOJAED
ARCHITECTS ■ ENGINEERS ■ FACILITIES SOLUTIONS
Email: info@StudioJAED.com
Website: www.StudioJAED.com
MARYLAND OFFICE
213 FRONT STREET, P.O. BOX 254
CRUMPTON, MARYLAND 21628
PROVIDENCE OFFICE
42 WEYBOSSET STREET, STE. 403
PROVIDENCE, RHODE ISLAND 02903
P: (401) 648-5694
DELAWARE OFFICE
2500 WRANGLE HILL ROAD, STE. 110
BEAR, DELAWARE 19701
T (302) 832-1082
CONSULTANT

THIS DRAWING IS THE PROPERTY OF STUDIOJAED AND IS PREPARED FOR THE EXCLUSIVE USE OF ITS CLIENTS AT THE LOCATION INDICATED. NO OTHER USE IS AUTHORIZED OR INTENDED.
THE PROFESSIONAL SERVICES OF THE ARCHITECT ARE UNDERTAKEN FOR AND ARE PERFORMED IN THE INTEREST OF (NAME OF PERSON EMPLOYING ARCHITECT). NO CONTRACTUAL OBLIGATION IS ASSUMED BY THE ARCHITECT FOR THE BENEFIT OF ANY OTHER PERSON INVOLVED IN THE PROJECT.

SIGNATURE:
DATE OF SIGNATURE:
DATE OF REGISTRATION EXPIRATION:
ARCHITECT / ENGINEER SEAL

PROJECT
DELAWARE DEPARTMENT OF TRANSPORTATION
GEORGETOWN ADMINISTRATION BUILDING
RENOVATION / EXPANSION
23697 DUPONT BLVD, GEORGETOWN, DELAWARE 19947

REVISIONS

Mark	Date	Description
1	5/23/2022	ASI-08

SHEET TITLE
INTERIOR WALL ASSEMBLIES

ISSUED FOR CONSTRUCTION
JANUARY 26, 2022

DRAWN	CHK'D	PROJECT NO.
Designer	PG	20069

SHEET NO.
A-500

THE RECEIVER OF THESE PLANS BY HARD COPY OR ELECTRONIC TRANSMISSION BY USE THEREOF UNDERSTANDS AND AGREES AS FOLLOWS: - THE ELECTRONIC DATA TRANSMITTED (THE "DATA") MAY BE ALTERED DURING TRANSIT AND TRANSLATION. - STUDIOJAED CORPORATION DOES NOT WARRANT OR MAKE ANY REPRESENTATIONS WITH RESPECT TO THE ACCURACY OF THE DATA. - THE RECEIVER WILL COMPARE THE DATA WITH AVAILABLE HARD COPIES. - STUDIOJAED CORPORATION RETAINS ALL OWNERSHIP, COPYRIGHT, AND OTHER INTELLECTUAL PROPERTY INTERESTS IN THE DATA AND INFORMATION ON THE PLANS. - THE RECEIVER WARRANTS THAT IT WILL NOT REPRODUCE OR OTHERWISE MAKE USE OF THE DATA OR PLANS IN ANY MANNER WHATSOEVER WITHOUT STUDIOJAED CORPORATION'S PRIOR WRITTEN CONSENT AND WITHOUT PAYING ALL SUMS AWARDED A PERSON BY A COURT OF COMPETENT JURISDICTION. - IN THE EVENT STUDIOJAED CORPORATION IS NOT PAID ALL SUMS AWARDED BY THE COURT OR OTHERWISE AGREED TO, THE RECEIVER AGREES TO RETURN ALL PLANS AND/OR DATA, AND ALL COPIES THEREOF, TO STUDIOJAED CORPORATION WITHIN 24 HOURS. - IN THE EVENT STUDIOJAED CORPORATION IS NOT PAID ALL SUMS AWARDED BY THE COURT OR OTHERWISE AGREED TO, THE RECEIVER AGREES TO NOT USE THE PROJECT OTHER THAN AS SHOWN ON THE PLANS, AND NOT TO CONSTRUCT ANY PROJECT OR PROJECTS USING THE PLANS AND/OR DATA.
6/2/2022 10:33:58 AM

1 ED101 ELECTRICAL FLOOR DEMOLITION PLANS
1/8" = 1'-0"

ELECTRICAL DEMOLITION NOTES:

1. DISCONNECT AND REMOVE ALL (DARK/DASHED) ELECTRICAL, FIRE ALARM, AND LIGHTING DEVICES AND FIXTURES WITH WIRE AND CONDUIT COMPLETELY BACK TO SOURCE WHERE ARCHITECTURAL DEMOLITION WORK OCCURS. SEE E-000 FOR ELECTRICAL SYMBOL LEGEND.
2. COORDINATE REMOVAL OF EXISTING CAMERAS WITH THE OWNERS SURVEILLANCE CONTRACTOR.
3. REVIEW CAMERA LAYOUT FOR ACCURACY. DETERMINE RE-USE OF "SONY" TYPE CAMERAS. THERE ARE OLDER MODELS, AND NON-MATCHING OF THE PREFFERED AXIS CAMERAS.

ETR EXISTING TO REMAIN.

ED-1 DEMOLISH SONY CAMERA - RETURN TO GOVT.

ED-2 DISCONNECT AND REMOVE CARD READER WITH WIRING COMPLETELY BACK TO SOURCE AND TURN OVER TO THE OWNER.

ED-3 DISCONNECT AND REMOVE EXISTING AXIS P3225-V/P3367-VE CAMERA. RETAIN FOR RE-USE.

ED-4 DISCONNECT AND REMOVE WALLPACK LIGHT FIXTURE WITH WIRING. RETAIN FOR RELOCATION.

ED-5 DISCONNECT AND REMOVE REMOTE HEAD FIXTURE WITH WIRING COMPLETELY BACK TO SOURCE AND TURN OVER TO THE OWNER.

ED-6 DISCONNECT AND REMOVE EXISTING RELAY RACKS AS REQUIRED. COORDINATE WITH OWNER.

ED-7 TEMPORARILY DISCONNECT AND REMOVE DEVICE TO FACILITATE ARCHITECTURAL WORK. RETAIN DEVICE FOR REINSTALLATION IN NEW CONSTRUCTION WORK.

KEY PLAN
1/32" = 1'-0"

STUDIOJAED
ARCHITECTS ■ ENGINEERS ■ FACILITIES SOLUTIONS
Email: info@StudioJAED.com
Website: www.StudioJAED.com
DELAWARE OFFICE
2500 WRANGLE HILL ROAD, STE. 110
BEAR, DELAWARE 19701
P: (302) 832-1082
PROVIDENCE OFFICE
42 WEYBOSSET STREET, STE. 403
PROVIDENCE, RHODE ISLAND 02903
P: (401) 648-5084
MARYLAND OFFICE
213 FRONT STREET, P.O. BOX 254
CRUMPTON, MARYLAND 21628

CONSULTANT

THIS DRAWING IS THE PROPERTY OF STUDIOJAED AND IS PREPARED FOR THE EXCLUSIVE USE OF ITS CLIENTS AT THE LOCATION INDICATED. NO OTHER USE IS AUTHORIZED OR INTENDED.

ARCHITECT / ENGINEER SEAL

PROJECT
DELAWARE DEPARTMENT OF TRANSPORTATION
GEORGETOWN ADMINISTRATION BUILDING
RENOVATION / EXPANSION
23697 DUPONT BLVD, GEORGETOWN, DELAWARE 19947

REVISIONS

Mark	Date	Description
	11/08/2021	Addendum #5
1	4/07/2022	ASI #5
2	5/25/2022	ASI #8

SHEET TITLE
ELECTRICAL FLOOR DEMOLITION PLAN

ISSUED FOR CONSTRUCTION
JANUARY 26, 2022

DRAWN	CHKD	PROJECT NO.
DZ	PP	20069

SHEET NO.
ED101

THE RECEIVER OF THESE PLANS BY HARD COPY OR ELECTRONIC TRANSMISSION BY USE THEREOF UNDERSTANDS AND AGREES AS FOLLOWS: - THE ELECTRONIC DATA TRANSMITTED (DATA) MAY BE ALTERED DURING TRANSIT AND TRANSLATION. - STUDIOJAED CORPORATION (SJAED) DOES NOT WARRANT OR MAKE ANY REPRESENTATION WITH RESPECT TO THE ACCURACY OF THE DATA. - THE RECEIVER SHALL NOT CONSTRUE ANY ADDITIONS, CHANGES, AND/OR DELETIONS TO THE PROJECT (CHANGES) AS AN ACCEPTANCE OF THE DATA AS MODIFIED BY THE CHANGES. - THE RECEIVER SHALL MAKE ALL CLAIMS AGAINST SJAED FOR ANY ERRORS AND/OR OMISSIONS IN THE DATA WITHIN 30 DAYS OF ITS RECEIPT AND SHALL INDEMNIFY AND HOLD SJAED HARMLESS FROM ANY AND ALL CLAIMS ARISING FROM THE CHANGES. - SJAED'S LIABILITY FOR ANY ERRORS AND/OR OMISSIONS IN THE DATA SHALL BE LIMITED TO CORRECTING SUCH ERRORS AND/OR OMISSIONS IN THE DATA. - THE RECEIVER AGREES TO THE FOLLOWING: - THE RECEIVER SHALL NOT REPRODUCE OR OTHERWISE MAKE USE OF THE DATA (EXPLAIN IN ANY ADDITIONAL COMMENTS) - THE RECEIVER SHALL NOT CONVEY OR PROVIDE ANY OF THE DATA TO ANY OTHER PARTY WITHOUT THE PRIOR WRITTEN CONSENT OF SJAED. - THE RECEIVER SHALL NOT REMOVE OR ALTER ANY COPYRIGHT NOTICE OR OTHER PROPRIETARY LEGENDS APPEARING ON THE DATA. - THE RECEIVER AGREES TO THE FOLLOWING: - THE RECEIVER SHALL NOT REPRODUCE OR OTHERWISE MAKE USE OF THE DATA (EXPLAIN IN ANY

6/3/2022 11:53:32 AM

THE RECEIVER OF THESE PLANS BY HARD COPY OR ELECTRONIC TRANSMISSION BY USE THEREOF UNDERSTANDS AND AGREES AS FOLLOWS: - THE ELECTRONIC DATA TRANSMITTED (DATA") IS MAY BE ALTERED DURING TRANSIT AND TRANSLATION. - STUDIOJAED CORPORATION RETAINS ALL OWNERSHIP, COPYRIGHT, AND OTHER INTELLECTUAL PROPERTY INTERESTS IN THE DATA AND INFORMATION ON THE PLANS. - THE RECEIVER WARRANTS THAT IT WILL NOT REPRODUCE OR OTHERWISE MAKE USE OF THE DATA (DEFINED IN ANY MANNER WHATSOEVER, INCLUDING WITHOUT LIMITATION, ANY REPRODUCTION, MODIFICATION, DISTRIBUTION, PUBLICATION, TRANSMISSION, ADAPTATION, DISPLAY OR PERFORMANCE) EXCEPT AS EXPRESSLY PERMITTED BY A WRITTEN LICENSE FROM STUDIOJAED CORPORATION. - THE RECEIVER AGREES TO THE LIMITATIONS SET FORTH IN THIS NOTICE AT A TIME PRIOR TO ITS RECEIPT OF ANY PORTION OF THE DATA. - THE RECEIVER SHALL INDEMNIFY AND HOLD HARMLESS STUDIOJAED CORPORATION FROM AND AGAINST ALL LOSS, DAMAGE, EXPENSE AND COST ARISING OUT OF OR RESULTING FROM THE RECEIVER'S FAILURE TO COMPLY WITH THIS NOTICE. - IF A PROVISION OF THIS NOTICE IS HELD TO BE INVALID OR UNENFORCEABLE BY A COURT OF COMPETENT JURISDICTION, THE REMAINING PROVISIONS SHALL BE ENFORCED TO THE FULLEST EXTENT PERMITTED BY LAW. - BY RECEIVING OR USING THE DATA, THE RECEIVER AGREES TO THE FOREGOING.

1 E-101 ELECTRICAL FLOOR POWER PLANS
1/8" = 1'-0"

KEY PLAN
1/32" = 1'-0"

ELECTRICAL NEW WORK NOTES:

1. PROVIDE A NEW POWER WHIP (FURNITURE MANUFACTURER SUPPLIED, CONTRACTOR INSTALLED) FROM NEW JUNCTION BOX(ES) / POWER POLE(S) TO SYSTEMS FURNITURE. CONNECT THE NEW WIRING TO THE RECEPTACLES IN THE SYSTEMS FURNITURE. COORDINATE WITH ARCHITECTURAL PLANS.
2. RECEPTACLES AND DATA FOR TV/MONITORS ARE TO BE MOUNTED AT 60" A.F.F. AND 12" OFF CENTER. CABLING AND CONDUITS TO BE RUN IN WALLS BEHIND TV/MONITORS.
3. PROVIDE A NEW RECEPTACLE AS REQUIRED FOR THE NEW DRINKING FOUNTAINS. COORDINATE WITH PLUMBING PLANS AND MANUFACTURER'S INSTRUCTIONS.
4. CONTRACTOR TO CONFIRM WAP QUANTITIES AND LOCATIONS.
5. CONTRACTOR TO COORDINATE WITH CIVIL DRAWINGS FOR NEW OUTDOOR FENSE LOCATION. PUSH TO EXIT BUTTON AND MAGNETIC LOCK ARE TO BE REINSTALLED AT NEW FENSE LOCATION WITH EXISTING WIRE AND CONDUIT. PROVIDE WIRE AND CONDUIT EXTENSIONS AS REQUIRED.
6. CONTRACTOR TO COORDINATE RECEPTACLE HEIGHT AT WATER FOUNTAINS.

E - 1 PROVIDE POWER SUPPLY - BOBRICK 3974-57 WITH LOW VOLTAGE WIRING AS REQUIRED.

E - 2 FIRE-RATED COILING COUNTER DOORS TO BE POWERED AND WIRED PER MANUFCATURER INSTRUCTIONS. PROVIDE LOW VOLTAGE CONTROL WIRING FOR THE CONTROL STATION AS REQUIRED. PROVIDE 30A FUSIBLE DISCONNECT SWITCH WITH FUSE SIZE MATCHING MCA POWER SPECIFICATION OF COILING DOOR PER MANUFACTURER SPECIFICATION. PROVIDE WIRING FROM FIRE ALARM SYSTEM AS REQUIRED.

E - 3 PROVIDE NEW/EXISTING SURVEILLANCE CAMERA, BY STATE VENDOR.

E - 4 PROVIDE NEW RELAY RACK, BY OWNER.

E - 5 REINSTALL EXISTING DEVICE WITH EXISTING WIRING/CABLING AS REQUIRED.

STUDIOJAED
ARCHITECTS ■ ENGINEERS ■ FACILITIES SOLUTIONS
Email: info@StudioJAED.com
Website: www.StudioJAED.com
MARYLAND OFFICE
213 FRONT STREET, P.O. BOX 254
CRUMPTON, MARYLAND 21628
PROVIDENCE OFFICE
42 WEYBOSSET STREET, STE. 403
PROVIDENCE, RHODE ISLAND 02903
DELAWARE OFFICE
2500 WRANGLE HILL ROAD, STE. 110
BEAR, DELAWARE 19701
T (302) 832-1082

CONSULTANT

THIS DRAWING IS THE PROPERTY OF STUDIOJAED AND IS PREPARED FOR THE EXCLUSIVE USE OF ITS CLIENTS AT THE LOCATION INDICATED. NO OTHER USE IS AUTHORIZED OR INTENDED.

ARCHITECT / ENGINEER SEAL

PROJECT
DELAWARE DEPARTMENT OF TRANSPORTATION
GEORGETOWN ADMINISTRATION BUILDING
RENOVATION / EXPANSION
23697 DUPONT BLVD, GEORGETOWN, DELAWARE 19947

REVISIONS

Mark	Date	Description
	11/08/2021	Addendum #5
1	4/07/2022	ASI #5
2	5/25/2022	ASI #8

SHEET TITLE
ELECTRICAL POWER PLANS

ISSUED FOR CONSTRUCTION
JANUARY 26, 2022

DRAWN	CH'KD	PROJECT NO.
DZ	PP	20069

SHEET NO.
E-101

6/3/2022 11:53:41 AM

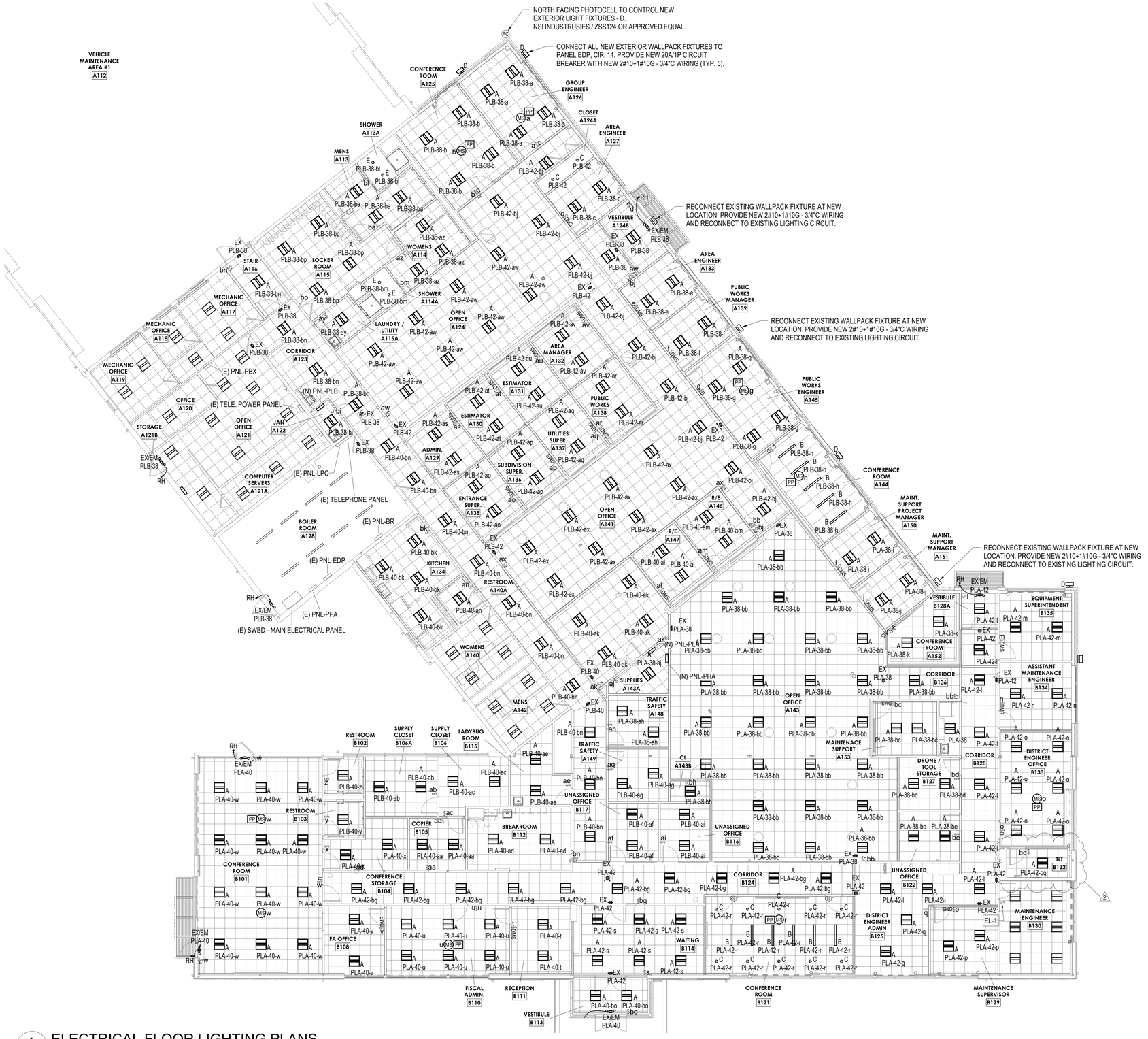

1 E-201 ELECTRICAL FLOOR LIGHTING PLANS
1/8" = 1'-0"

ELECTRICAL LIGHTING NOTES:

1. THE LIGHTING IN THE ENTIRE BUILDING, INCLUDING THE ADDITION, IS ON EMERGENCY POWER THROUGH THE EXISTING GENERATOR.

EL-1 NOT USED.

2

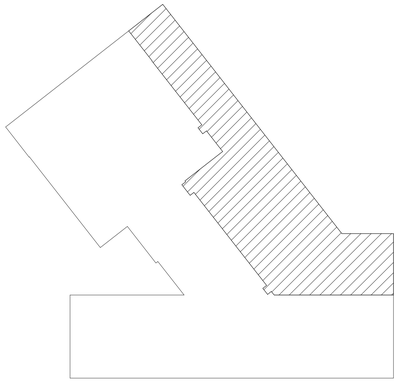

KEY PLAN
1/32" = 1'-0"

STUDIO JAED
ARCHITECTS ■ ENGINEERS ■ FACILITIES SOLUTIONS
Website: www.StudioJAED.com
Email: info@StudioJAED.com

DELAWARE OFFICE
2500 WRANGLE HILL ROAD, STE. 110
BEAR, DELAWARE 19701
P: (302) 832-1652

PROVIDENCE OFFICE
42 WEYBOSSET STREET, STE. 403
PROVIDENCE, RHODE ISLAND 02903
P: (401) 648-0884

MARYLAND OFFICE
213 FRONT STREET, P.O. BOX 254
CRUMPTON, MARYLAND 21628

CONSULTANT

THIS DRAWING IS THE PROPERTY OF STUDIOJAED AND IS PREPARED FOR THE EXCLUSIVE USE OF ITS CLIENTS AT THE LOCATION INDICATED. NO OTHER USE IS AUTHORIZED OR INTENDED.

ARCHITECT / ENGINEER SEAL

PROJECT
DELAWARE DEPARTMENT OF TRANSPORTATION
GEORGETOWN ADMINISTRATION BUILDING
RENOVATION / EXPANSION
23697 DUPONT BLVD, GEORGETOWN, DELAWARE 19947

REVISIONS

Mark	Date	Description
1	4/07/2022	ASI #5
2	5/25/2022	ASI #8

SHEET TITLE
ELECTRICAL LIGHTING PLAN

ISSUED FOR CONSTRUCTION
JANUARY 26, 2022

DRAWN	CHK'D	PROJECT NO.
DZ	PP	20069

SHEET NO.
E-201

THE RECEIVER OF THESE PLANS IS HEREBY COPY OR ELECTRONIC TRANSMISSION BY USE THEREOF UNDERSTANDS AND AGREES AS FOLLOWS: - THE ELECTRONIC DATA TRANSMITTED (TDATA) MAY BE ALTERED DURING TRANSIT AND TRANSLATION. - STUDIOJAED CORPORATION DOES NOT WARRANT OR MAKE ANY REPRESENTATIONS WITH RESPECT TO THE ACCURACY OF THE DATA. - THE RECEIVER WILL COMPARE THE DATA WITH AVAILABLE HARD COPIES. - STUDIOJAED CORPORATION RETAINS ALL OWNERSHIP, COPYRIGHT, AND OTHER INTELLECTUAL PROPERTY INTERESTS IN THE DATA AND INFORMATION ON THE PLANS. - THE RECEIVER WARRANTS THAT IT WILL NOT REPRODUCE OR OTHERWISE MAKE USE OF THE DATA OR PLANS IN ANY ENCLOSURE NOT DIRECTLY RELATED TO THE PROJECT FOR WHICH IT WAS PRODUCED. - THE RECEIVER SHALL MAKE NO CLAIM NOR INITIATE ANY ACTION BLAMING OR CLAIMING DAMAGES AND HOLD HARMLESS STUDIOJAED CORPORATION FROM AND AGAINST ALL CLAIMS, DAMAGES, LIABILITIES AND COSTS INCLUDING REASONABLE ATTORNEYS FEES AND COSTS OF DEFENSE ARISING OUT OF OR RESULTING FROM THE USE OF ELECTRONIC DATA.

6/3/2022 11:53:08 AM

FIRE ALARM NEW WORK NOTES:

1. PROVIDE NEW FA DEVICES (DARK OUTLINE) WITH WIRING AS REQUIRED.

EF-1 REINSTALL EXISTING FIRE ALARM DEVICE WITH EXISTING WIRING AS REQUIRED.

1 E-301 ELECTRICAL FLOOR FIRE ALARM PLANS
1/8" = 1'-0"

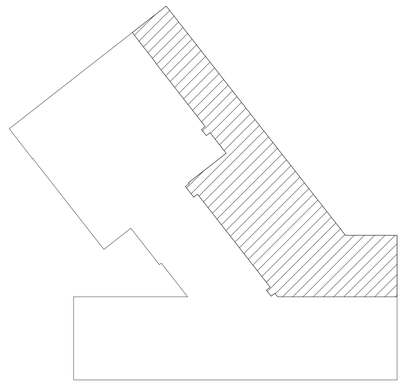

KEY PLAN
1/32" = 1'-0"

STUDIO JAED
ARCHITECTS ■ ENGINEERS ■ FACILITIES SOLUTIONS
Website: www.StudioJAED.com
Email: info@StudioJAED.com

DELAWARE OFFICE
2500 WRANGLE HILL ROAD, STE. 110
BEAR, DELAWARE 19701
P: (302) 832-1652

PROVIDENCE OFFICE
42 WEYBOSSET STREET, STE. 403
PROVIDENCE, RHODE ISLAND 02903
P: (401) 648-8884

MARYLAND OFFICE
213 FRONT STREET, P.O. BOX 254
CRUMPTON, MARYLAND 21628

CONSULTANT

THIS DRAWING IS THE PROPERTY OF STUDIOJAED AND IS PREPARED FOR THE EXCLUSIVE USE OF ITS CLIENTS AT THE LOCATION INDICATED. NO OTHER USE IS AUTHORIZED OR INTENDED.

ARCHITECT / ENGINEER SEAL

PROJECT

DELAWARE DEPARTMENT OF TRANSPORTATION

GEORGETOWN ADMINISTRATION BUILDING

RENOVATION / EXPANSION

23697 DUPONT BLVD, GEORGETOWN, DELAWARE 19947

REVISIONS

Mark	Date	Description
1	4/07/2022	ASI #5
2	5/25/2022	ASI #8

SHEET TITLE

ELECTRICAL FIRE ALARM PLAN

ISSUED FOR CONSTRUCTION

JANUARY 26, 2022

DRAWN	CHK'D	PROJECT NO.
DZ	PP	20069

SHEET NO.

E-301

THE RECEIVER OF THESE PLANS BY HARD COPY OR ELECTRONIC TRANSMISSION BY USE THEREOF UNDERSTANDS AND AGREES AS FOLLOWS: "THE ELECTRONIC DATA TRANSMITTED ("DATA") MAY BE ALTERED DURING TRANSIT AND TRANSLATION. "STUDIOJAED CORPORATION DOES NOT WARRANT OR MAKE ANY REPRESENTATIONS WITH RESPECT TO THE ACCURACY OF THE DATA. "THE RECEIVER WILL COMPARE THE DATA WITH AVAILABLE HARD COPIES. "STUDIOJAED CORPORATION RETAINS ALL OWNERSHIP COPYRIGHT AND OTHER INTELLECTUAL PROPERTY INTERESTS IN THE DATA AND INFORMATION ON THE PLANS. "THE RECEIVER WARRANTS THAT IT WILL NOT REPRODUCE OR OTHERWISE MAKE USE OF THE DATA OR PLANS IN ANY

6/3/2022 11:53:15 AM