
PROJECT MANUAL

VIEWING TOWER at ASSAWOMAN WILDLIFE AREA

Division of Fish & Wildlife
89 Kings Highway
Dover, DE 19901
(302)-735-8673

DELAWARE DIVISION OF FISH & WILDLIFE
PROJECT NO.: NAT25-001-ASSAWOMAN



Engineer:
Century Engineering, Inc.
550 Bay Road
Dover, DE 19901

JANUARY 2025

(ISSUED FOR BID)

(THIS SHEET LEFT INTENTIONALLY BLANK)

SECTION 00 01 07 – SEALS PAGE

1) DESIGN PROFESSIONALS OF RECORD;

a) CIVIL ENGINEER:SEAL

- (1) NAME:.....Walter J. Hoey, III, P.E.
- (2) DELAWARE PE LICENSE:11204
- (3) TITLE:.....Sr. Engineer
- (4) FIRM NAME:.....Century Engineering, LLC.
- (5) FIRM ADDRESS:.....550 South Bay Road, Dover, DE 19901
- (6) FIRM TELEPHONE:.....302-734-9188
- (7) EMAIL ADDRESS:.....whoey@kleinfelder.com
- (8) RESPONSIBLE FOR:.....DIV 00, 01, 02, 03 & 31

END OF SECTION



(This Page Intentionally Left Blank)

SECTION 00 01 10 – TABLE OF CONTENTS

Specifications for this project are arranged in accordance with the Construction Specification Institute numbering system and format. Section numbering is discontinuous and all numbers not appearing in the Table of Contents are not used for this Project.

DOCUMENTS BOUND HEREWITH

Division.....Section Title	Pages
SERIES 0 - PROCUREMENT AND CONTRACT REQUIREMENTS	
<u>INTRODUCTORY INFORMATION</u>	
00 01 07	SEALS PAGE 2
00 01 10	TABLE OF CONTENTS 2
00 01 15	LIST OF DRAWINGS 2
<u>PROCUREMENT REQUIREMENTS</u>	
00 11 16	INVITATION TO BID 2
00 21 13	INSTRUCTIONS TO BIDDERS 14
00 31 46	PERMITS 2
00 41 13	BID FORM 10
00 43 13	BID BOND 2
<u>CONTRACTING REQUIRMENTS</u>	
00 52 12	CONTRACT DOCUMENT 2
00 61 13.13	PERFORMANCE BOND 2
00 61 13.16	PAYMENT BOND 2
00 72 13	GENERAL CONDITIONS TO THE CONTRACT (AIA A201) 2
00 73 13	SUPPLEMENTARY GENERAL CONDITIONS 12
00 73 46	DELAWARE’S PREVAILING WAGE RATES 2
00 81 13	GENERAL REQUIREMENTS 14
00 81 14	DRUG TESTING FORMS 2
00 81 15	CRAFT TRAINING COMPLIANCE 2
DIVISION 1 - GENERAL REQUIREMENTS	
01 10 00	SUMMARY 6
01 14 00	WORK RESTRICTIONS 2
01 23 00	ALTERNATES 2
01 24 00	PERMITS 2
01 26 00	CONTRACT MODIFICATION PROCEDURES 2
01 29 00	PAYMENT PROCEDURES 4
01 31 00	PROJECT MANAGEMENT AND COORDINATION 4
01 31 50	FIELD ENGINEERING 2
01 32 00	CONSTRUCTION PROGRESS DOCUMENTATION 4
01 33 00	SUBMITTAL PROCEDURES 10
01 40 00	QUALITY REQUIREMENTS 8
01 42 00	REFERENCE STANDARDS AND DEFINITIONS 4
01 50 00	TEMPORARY FACILITIES AND CONTROLS 8

01 56 39	ENVIRONMENTAL PROTECTION	4
01 60 00	PRODUCT REQUIREMENTS	10
01 73 00	EXECUTION REQUIREMENTS	6
01 73 29	CUTTING AND PATCHING	4
01 74 19	CONSTRUCTION WASTE MANAGEMENT AND DISPOSAL	6
01 77 00	CLOSEOUT PROCEDURES	6
01 78 39	PROJECT RECORD DOCUMENTS	4

DIVISION 2 – EXISTING CONDITIONS

02 41 19	SELECTIVE DEMOLITION	6
----------	----------------------	---

DIVISION 3 - CONCRETE

03 20 00	CONCRETE REINFORCING	4
03 30 00	CAST-IN-PLACE CONCRETE	4

DIVISION 5

05 12 00	STRUCTURAL STEEL FRAMING	6
05 51 16	METAL FLOOR PLATE STAIR	2

DIVISION 6 – WOOD, PLASTICS, AND COMPOSITES

06 10 63	EXTERIOR ROUGH CARPENTRY	4
----------	--------------------------	---

DIVISION 13 – SPECIAL CONSTRUCTION

13 24 50.....	HELICAL SCREW FOUNDATIONS	10
---------------	---------------------------	----

DIVISION 31 – EARTHWORK

31 10 00.....	SITE CLEARING	4
31 20 00.....	EARTH MOVING	10
31 62 17.....	STEEL PILES	6

DIVISION 32 – EXTERIOR IMPROVEMENTS

32 92 00.....	TURF AND GRASSES	4
---------------	------------------	---

SUPPLEMENTAL SPECIFICATIONS

74 85 10.....	STRIPING EPOXY RESIN PAINT	14
---------------	----------------------------	----

APPENDICES

- 1)Architectural Accessibility Board Approval
- 2)Delaware Historical & Cultural Affairs
- 3)State of Delaware Department of Labor, Wage Rates.
- 4)AIA A201-2017, General Conditions of the Contract for Construction

END OF TABLE OF CONTENTS

SECTION 00 01 15 - LIST OF DRAWINGS

SHEET NO. TITLE

C300	COVER SHEET
C301	LEGEND
C302	NOTES AND ABBREVIATIONS
C303	DEMOLITION PLAN & TYPICAL SECTIONS
C304	SITE PLAN
C305	ALIGNMENT AND PROFILE
C306	CONSTRUCTION DETAILS
C307	STRIPING PLAN AND SIGN DETAILS
S601	TOWER ELEVATIONS
S602	APPROACH RAMP SECTIONS
S603	STRUCTURAL STEEL FRAMING
S604	STAIR ELEVATIONS & DETAILS
S605	VIEWING PLATFORM 1 DETAILS
S606	VIEWING PLATFORM 2 DETAILS
S607	STRUCTURAL DETAILS
SSMP500	EROSION AND SEDIMENT CONTROL COVER SHEET
SSMP501	EROSION AND SEDIMENT CONTROL SITE PLAN
SSMP502	EROSION AND SEDIMENT CONTROL DETAILS 1
SSMP503	EROSION AND SEDIMENT CONTROL DETAILS 2
SSMP504	EROSION AND SEDIMENT CONTROL DETAILS 3
SSMP505	EROSION AND SEDIMENT CONTROL DETAILS 4
SSMP503	EROSION AND SEDIMENT CONTROL DETAILS 5

END OF SECTION 00 01 15

(THIS PAGE LEFT INTENTIONALLY BLANK)

SECTION 00 11 16 – INVITATION TO BID

The Department of Natural Resources and Environmental Control, Division of Fish & Wildlife will receive sealed bids for Viewing Tower at Assawoman Wildlife Area, Contract No. **NAT25-001-ASSAWOMAN**, in the Auditorium, DNREC Building, 89 Kings Highway, Dover Delaware 19901, until 10:00 a.m-sharp local time on FEBRUARY 19, 2025 at which time they will be publicly opened and read aloud in the Auditorium. Bidder bears the risk of late delivery. Any bid received after the stated time will be returned unopened.

Project will include:

1. Removal of the existing steel observation tower and foundations.
2. Construction of new steel and timber viewing tower, stairs, and approach ramps.
3. Construction of new paved and gravel parking.
4. Construction of new concrete pad and surround for portable restroom.
5. Installation of signage, as shown on the Contract Plans.

A **MANDATORY** Pre-Bid Meeting will be held at **10:00AM-sharp on JANUARY 27, 2025** at the Assawoman Wildlife Area project site (see meeting location map on www.bids.delaware.gov) for the purpose of establishing the listing of subcontractors and to answer questions. Contractors arriving after 10:00AM-sharp will not be considered eligible for bidding. Representatives of each party to any Joint Venture must attend this meeting. **ATTENDANCE OF THIS MEETING IS A PREREQUISITE FOR BIDDING ON THIS CONTRACT.**

Sealed bids shall be addressed to the following address. The outer envelope should clearly indicate **"DELAWARE DIVISION OF FISH AND WILDLIFE, CONTRACT #:** NAT02022-ASSAWOMANTOWER – DO NOT OPEN".

Dept. of Natural Resources & Environmental Control
Delaware Division of Fish & Wildlife
89 Kings Highway, Dover DE 19901
Attn: Amanda Delayo Phone Number 302-735-3601.

Contract documents may be obtained and printed from www.bids.delaware.gov.

Bidders will not be subject to discrimination on the basis of race, creed, color, sex, sexual orientation, gender identity or national origin in consideration of this award, and Minority Business Enterprises, Disadvantaged Business Enterprises, Women-Owned Business Enterprises and Veteran-Owned Business Enterprises will be afforded full opportunity to submit bids on this contract. Each bid must be accompanied by a bid security equivalent to ten percent of the bid amount and all additive alternates. The successful bidder must post a performance bond and payment bond in a sum equal to 100 percent of the contract price upon execution of the contract. The Owner reserves the right to reject any or all bids and to waive any informalities therein. The Owner may extend the time and place for the opening of the bids from that described in the advertisement, with not less than two calendar days' notice by certified delivery, facsimile machine or other electronic means to those bidders receiving plans.

END OF SECTION

(This Page Intentionally Left Blank)

INSTRUCTIONS TO BIDDERS

TABLE OF ARTICLES

1. GENERAL

2. BIDDER'S REPRESENTATION

3. BIDDING DOCUMENTS

4. BIDDING PROCEDURES

5. CONSIDERATION OF BIDS

6. POST-BID INFORMATION

7. PERFORMANCE BOND AND PAYMENT BOND

8. FORM OF AGREEMENT BETWEEN OWNER AND CONTRACTOR

ARTICLE 1: GENERAL

1.1 GENERAL

1.1.1 Whenever the following terms are used, their intent and meaning shall be interpreted as follows:

1.2 STATE: The State of Delaware.

1.3 AGENCY: Contracting State Agency as noted on cover sheet.

1.4 DESIGNATED OFFICIAL: The agent authorized to act for the Agency.

1.5 BIDDING DOCUMENTS: Bidding Documents include the Bidding Requirements and the proposed Contract Documents. The Bidding Requirements consist of the Advertisement for Bid, Invitation to Bid, Instructions to Bidders, Supplementary Instructions to Bidders (if any), General Conditions, Supplementary General Conditions, General Requirements, Special Provisions (if any), the Bid Form (including the Non-collusion Statement), and other sample bidding and contract forms. The proposed Contract Documents consist of the form of Agreement between the Owner and Contractor, as well as the Drawings, Specifications (Project Manual) and all Addenda issued prior to execution of the Contract.

1.6 CONTRACT DOCUMENTS: The Contract Documents consist of the Instructions to Bidders, Supplementary Instructions to Bidders (if any), General Conditions, Supplementary General Conditions, General Requirements, Special Provisions (if any), the form of agreement between the Owner and the Contractor, Drawings (if any), Specifications (Project Manual), and all addenda.

1.7 AGREEMENT: The form of the Agreement shall be AIA Document A101, Standard Form of Agreement between Owner and Contractor where the basis of payment is a STIPULATED SUM. In the case of conflict between the instructions contained therein and the General Requirements herein, these General Requirements shall prevail.

1.8 GENERAL REQUIREMENTS (or CONDITIONS): General Requirements (or conditions) are instructions pertaining to the Bidding Documents and to contracts in general. They contain, in summary, requirements of laws of the State; policies of the Agency and instructions to bidders.

1.9 SPECIAL PROVISIONS: Special Provisions are specific conditions or requirements peculiar to the bidding documents and to the contract under consideration and are supplemental to the General Requirements. Should the Special Provisions conflict with the General Requirements, the Special Provisions shall prevail.

1.10 ADDENDA: Written or graphic instruments issued by the Owner/Architect prior to the execution of the contract which modify or interpret the Bidding Documents by additions, deletions, clarifications or corrections.

1.11 BIDDER OR VENDOR: A person or entity who formally submits a Bid for the material or Work contemplated, acting directly or through a duly authorized representative who meets the requirements set forth in the Bidding Documents.

- 1.12 SUB-BIDDER: A person or entity who submits a Bid to a Bidder for materials or labor, or both for a portion of the Work.
- 1.13 BID: A complete and properly executed proposal to do the Work for the sums stipulated therein, submitted in accordance with the Bidding Documents.
- 1.14 BASE BID: The sum stated in the Bid for which the Bidder offers to perform the Work described in the Bidding Documents as the base, to which Work may be added or from which Work may be deleted for sums stated in Alternate Bids (if any are required to be stated in the bid).
- 1.15 ALTERNATE BID (or ALTERNATE): An amount stated in the Bid, where applicable, to be added to or deducted from the amount of the Base Bid if the corresponding change in the Work, as described in the Bidding Documents is accepted.
- 1.16 UNIT PRICE: An amount stated in the Bid, where applicable, as a price per unit of measurement for materials, equipment or services or a portion of the Work as described in the Bidding Documents.
- 1.17 SURETY: The corporate body which is bound with and for the Contract, or which is liable, and which engages to be responsible for the Contractor's payments of all debts pertaining to and for his acceptable performance of the Work for which he has contracted.
- 1.18 BIDDER'S DEPOSIT: The security designated in the Bid to be furnished by the Bidder as a guaranty of good faith to enter into a contract with the Agency if the Work to be performed or the material or equipment to be furnished is awarded to him.
- 1.19 CONTRACT: The written agreement covering the furnishing and delivery of material or work to be performed.
- 1.20 CONTRACTOR: Any individual, firm or corporation with whom a contract is made by the Agency.
- 1.21 SUBCONTRACTOR: An individual, partnership or corporation which has a direct contract with a contractor to furnish labor and materials at the job site, or to perform construction labor and furnish material in connection with such labor at the job site.
- 1.22 CONTRACT BOND: The approved form of security furnished by the contractor and his surety as a guaranty of good faith on the part of the contractor to execute the work in accordance with the terms of the contract.

ARTICLE 2: BIDDER'S REPRESENTATIONS

- 2.1 PRE-BID MEETING
- 2.1.1 A pre-bid meeting for this project will be held at the time and place designated. Attendance at this meeting is a pre-requisite for submitting a Bid unless this requirement is specifically waived elsewhere in the Bid Documents.
- 2.2 By submitting a Bid, the Bidder represents that:
- 2.2.1 The Bidder has read and understands the Bidding Documents and that the Bid is made in

accordance therewith.

2.2.2 The Bidder has visited the site, become familiar with existing conditions under which the Work is to be performed, and has correlated the Bidder's his personal observations with the requirements of the proposed Contract Documents.

2.2.3 The Bid is based upon the materials, equipment, and systems required by the Bidding Documents without exception.

2.3 JOINT VENTURE REQUIREMENTS

2.3.1 For Public Works Contracts, each Joint Venturer shall be qualified and capable to complete the Work with their own forces.

2.3.2 Included with the Bid submission, and as a requirement to bid, a copy of the executed Joint Venture Agreement shall be submitted and signed by all Joint Venturers involved.

2.3.3 All required Bid Bonds, Performance Bonds, Material and Labor Payment Bonds must be executed by both Joint Venturers and be placed in both of their names.

2.3.4 All required insurance certificates shall name both Joint Venturers.

2.3.5 Both Joint Venturers shall sign the Bid Form.

2.3.6 Both Joint Venturers shall include their Federal E.I. Number with the Bid.

2.3.7 In the event of a mandatory Pre-bid Meeting, each Joint Venturer shall have a representative in attendance.

2.3.8 Due to exceptional circumstances and for good cause shown, one or more of these provisions may be waived at the discretion of the State.

2.4 ASSIGNMENT OF ANTITRUST CLAIMS

2.4.1 As consideration for the award and execution by the Owner of this contract, the Contractor hereby grants, conveys, sells, assigns and transfers to the State of Delaware all of its right, title and interests in and to all known or unknown causes of action it presently has or may now or hereafter acquire under the antitrust laws of the United States and the State of Delaware, relating to the particular goods or services purchased or acquired by the Owner pursuant to this contract.

ARTICLE 3: BIDDING DOCUMENTS

3.1 COPIES OF BID DOCUMENTS

3.1.1 Bidders may obtain complete sets of the Bidding Documents from the Architectural/Engineering firm designated in the Advertisement or Invitation to Bid in the number and for the deposit sum, if any, stated therein.

3.1.2 Bidders shall use complete sets of Bidding Documents for preparation of Bids. The issuing Agency nor the Architect assumes no responsibility for errors or misinterpretations resulting from the use of incomplete sets of Bidding Documents.

3.1.3 Any errors, inconsistencies or omissions discovered shall be reported to the Architect immediately.

3.1.4 The Agency and Architect may make copies of the Bidding Documents available on the above terms for the purpose of obtaining Bids on the Work. No license or grant of use is conferred by issuance of copies of the Bidding Documents.

3.2 INTERPRETATION OR CORRECTION OF BIDDING DOCUMENTS

3.2.1 The Bidder shall carefully study and compare the Bidding Documents with each other, and with other work being bid concurrently or presently under construction to the extent that it relates to the Work for which the Bid is submitted, shall examine the site and local conditions, and shall report any errors, inconsistencies, or ambiguities discovered to the Architect.

3.2.2 Bidders or Sub-bidders requiring clarification or interpretation of the Bidding Documents shall make a written request to the Architect at least seven days prior to the date for receipt of Bids. Interpretations, corrections and changes to the Bidding Documents will be made by written Addendum. Interpretations, corrections, or changes to the Bidding Documents made in any other manner shall not be binding.

3.2.3 The apparent silence of the specifications as to any detail, or the apparent omission from it of detailed description concerning any point, shall be regarded as meaning that only the best commercial practice is to prevail and only material and workmanship of the first quality are to be used. Proof of specification compliance will be the responsibility of the Bidder.

3.2.4 Unless otherwise provided in the Contract Documents, the Contractor shall provide and pay for all permits, labor, materials, equipment, tools, construction equipment and machinery, water, heat, utilities, transportation, and other facilities and services necessary for the proper execution and completion of the Work.

3.2.5 The Owner will bear the costs for all impact and user fees associated with the project.

3.3 SUBSTITUTIONS

3.3.1 The materials, products and equipment described in the Bidding Documents establish a standard of quality, required function, dimension, and appearance to be met by any proposed substitution. The specification of a particular manufacturer or model number is not intended to be proprietary in any way. Substitutions of products for those named will be considered, providing that the Vendor certifies that the function, quality, and performance characteristics of the material offered is equal or superior to that specified. It shall be the Bidder's responsibility to assure that the proposed substitution will not affect the intent of the design, and to make any installation modifications required to accommodate the substitution.

3.3.2 Requests for substitutions shall be made in writing to the Architect at least ten days prior to the date of the Bid Opening. Such requests shall include a complete description of the proposed substitution, drawings, performance and test data, explanation of required installation modifications due the substitution, and any other information necessary for an evaluation. The burden of proof of the merit of the proposed substitution is upon the proposer. The Architect's decision of approval or disapproval shall be final. The Architect is to notify Owner prior to any approvals.

- 3.3.3 If the Architect approves a substitution prior to the receipt of Bids, such approval shall be set forth in an Addendum. Approvals made in any other manner shall not be binding.
- 3.3.4 The Architect shall have no obligation to consider any substitutions after the Contract award.
- 3.4 ADDENDA
- 3.4.1 Addenda will be mailed or delivered to all who are known by the Architect to have received a complete set of the Bidding Documents.
- 3.4.2 Copies of Addenda will be made available for inspection wherever Bidding Documents are on file for that purpose.
- 3.4.3 No Addenda will be issued later than 2 calendar days prior to the date for receipt of Bids except an Addendum withdrawing the request for Bids or one which extends the time or changes the location for the opening of bids.
- 3.4.4 Each bidder shall ascertain prior to submitting his Bid that they have received all Addenda issued and shall acknowledge their receipt in their Bid in the appropriate space. Not acknowledging an issued Addenda could be grounds for determining a bid to be non-responsive.

ARTICLE 4: BIDDING PROCEDURES

4.1 PREPARATION OF BIDS

- 4.1.1 Submit the bids on the Bid Forms included with the Bidding Documents.
- 4.1.2 Submit the original Bid Form for each bid. Bid Forms may be removed from the project manual for this purpose.
- 4.1.3 Execute all blanks on the Bid Form in a non-erasable medium (typewriter or manually in ink).
- 4.1.4 Where so indicated by the makeup on the Bid Form, express sums in both words and figures, in case of discrepancy between the two, the written amount shall govern.
- 4.1.5 Interlineations, alterations or erasures must be initialed by the signer of the Bid.
- 4.1.6 **BID ALL REQUESTED ALTERNATES AND UNIT PRICES, IF ANY.** If there is no change in the Base Bid for an Alternate, enter “No Change”. The Contractor is responsible for verifying that they have received all addenda issued during the bidding period. Work required by Addenda shall automatically become part of the Contract.
- 4.1.7 Make no additional stipulations on the Bid Form and do not qualify the Bid in any other manner.
- 4.1.8 Each copy of the Bid shall include the legal name of the Bidder and a statement whether the Bidder is a sole proprietor, a partnership, a corporation, or any legal entity, and each copy shall be signed by the person or persons legally authorized to bind the Bidder to a contract. A Bid by a corporation shall further give the state of incorporation and have the corporate

seal affixed. A Bid submitted by an agent shall have a current Power of Attorney attached, certifying agent's authority to bind the Bidder.

4.1.9 Bidder shall complete the Non-Collusion Statement form included with the Bid Forms and include it with their Bid.

4.1.10 In the construction of all Public Works projects for the State of Delaware or any agency thereof, preference in employment of laborers, workers or mechanics shall be given to bona fide legal citizens of the State who have established citizenship by residence of at least 90 days in the State.

4.1.11 Each bidder shall include a signed Affidavit for the Bidder certifying compliance with OMB Regulation 4104 - "Regulations for the Drug Testing of Contractor and Subcontractor Employees Working on "Large Public Works Projects." "Large Public Works" is based upon the current threshold required for bidding Public Works as set by the Purchasing and Contracting Advisory Council.

4.2 BID SECURITY

4.2.1 All bids shall be accompanied by a deposit of either a good and sufficient bond to the agency for the benefit of the agency, with corporate surety authorized to do business in this State, the form of the bond and the surety to be approved by the agency, or a security of the bidder assigned to the agency, for a sum equal to at least 10% of the bid plus all add alternates, or in lieu of the bid bond a security deposit in the form of a certified check, bank treasurer's check, cashier's check, money order, or other prior approved secured deposit assigned to the State. The bid bond need not be for a specific sum, but may be stated to be for a sum equal to 10% of the bid plus all add alternates to which it relates and not to exceed a certain stated sum, if said sum is equal to at least 10% of the bid. The Bid Bond form used shall be the standard OMB form (attached).

4.2.2 The Agency has the right to retain the bid security of Bidders to whom an award is being considered until either a formal contract has been executed and bonds have been furnished or the specified time has elapsed so the Bids may be withdrawn or all Bids have been rejected.

4.2.3 In the event of any successful Bidder refusing or neglecting to execute a formal contract and bond within 20 days of the awarding of the contract, the bid bond or security deposited by the successful bidder shall be forfeited.

4.3 SUBCONTRACTOR LIST

4.3.1 In accordance with Title 29, Chapter 69, Section 6962(d)(10)b of the Delaware Code, each Bidder shall submit with their Bid a completed List of Sub-Contractors included with the Bid Form. NAME ONLY ONE SUBCONTRACTOR FOR EACH TRADE. The bidder must list **in each category** the full name and address (City & State) of the sub-contractor that the Bidder will be using to perform the work and provide material for that subcontractor category. Should the Bidder's listed subcontractor intend to provide any of their subcontractor category of work through a third-tier contractor, the Bidder shall list that third-tier contractor's full name and address (City & State). **If the Bidder intends to perform any category of work itself, it must list its full name and address.** For clarification, if the Bidder intends to perform the work themselves, the Bidder **may not** insert "not applicable", "N/A", "self" or anything other than its own full name and

address (City & State). To do so shall cause the bid to be rejected. In addition, the failure to produce a completed subcontractor list with the bid submittal shall cause the bid to be rejected. If you have more than three (3) third-tier contractors to report in any subcontractor category, print out additional page(s) containing the appropriate category, complete the rest of your list of third-tier contractors for that category, notate the addition in parentheses as (CONTINUATION) next to the subcontractor category and an asterisk (*) next to any additional third-tier contractors, and submit it with your bid.

- 4.3.2 It is the responsibility of the Contractor to ensure that their Subcontractors are in compliance with the provisions of this law. Also, if a Contractor elects to list themselves as a Subcontractor for any category, they must specifically name themselves on the Bid Form and be able to document their capability to act as Subcontractor in that category in accordance with this law.

4.4 AFFIDAVIT OF CONTRACTOR QUALIFICATIONS

- 4.4.1 In accordance with Title 29, Chapter 69, Section 6962(d)(10)b.3 of the Delaware Code, each Bidder shall submit with their Bid the Affidavit of Contractor Qualifications certifying that the Bidder will abide by the contractor's qualifications outlined in the construction bid specifications for the duration of the contract term. After a contract has been awarded the successful bidder shall not substitute another subcontractor whose name was submitted on the Subcontractor Form except for the reasons in the statute and not without written consent from the awarding agency. Failure to utilize the subcontractors on the list will subject the successful bidder to penalties as outlined in the General Requirements Section 5.2 of the contract.

4.5 AFFIDAVIT OF CRAFT TRAINING COMPLIANCE

- 4.5.1 In accordance with Title 29, Chapter 69, Section 6962(c)(13) of the Delaware Code, contractors and subcontractors must provide craft training for journeyman and apprentice levels if all of the following apply:

- A. A project meets the prevailing wage requirement under Title 29, Chapter 69, Section 6960 of the Delaware Code.
- B. The contractor employs 10 or more total employees.
- C. The project is not a federal highway project

Failure to provide required craft training on the project may subject the successful contractor and/or subcontractor(s) to penalties as outlined in Title 29, Chapter 69, Section 6962(c)(13) of the Delaware Code.

Bidders shall submit the Affidavit of Craft Training Compliance prior to contract execution.

4.6 EQUALITY OF EMPLOYMENT OPPORTUNITY ON PUBLIC WORKS

- 4.6.1 During the performance of this contract, the contractor agrees as follows:
- A. The Contractor will not discriminate against any employee or applicant for employment because of race, creed, sex, color, sexual orientation, gender identity or national origin. The Contractor will take affirmative action to ensure the applicants are employed, and that employees are treated during employment, without regard to

their race, creed, sex, color, sexual orientation, gender identity or national origin. Such action shall include, but not be limited to, the following: Employment, upgrading, demotion or transfer; recruitment or recruitment advertising; layoff or termination; rates of pay or other forms of compensation; and selection for training, including apprenticeship. The Contractor agrees to post in conspicuous places available to employees and applicants for employment notices to be provided by the contracting agency setting forth this nondiscrimination clause.

- B. The Contractor will, in all solicitations or advertisements for employees placed by or on behalf of the Contractor, state that all qualified applicants will receive consideration for employment without regard to race, creed, sex, color, sexual orientation, gender identity or national origin."

4.7 PREVAILING WAGE REQUIREMENT

- 4.7.1 Wage Provisions: For renovation and new construction projects whose costs exceed the thresholds contained in Delaware Code, Title 29, Section 6960, the minimum wage rates for various classes of laborers and mechanics shall be as determined by the Department of Labor, Division of Industrial Affairs of the State of Delaware.
- 4.7.2 The employer shall pay all mechanics and labors employed directly upon the site of work, unconditionally and not less often than once a week and without subsequent deduction or rebate on any account, the full amounts accrued at time of payment, computed at wage rates not less than those stated in the specifications, regardless of any contractual relationship which may be alleged to exist between the employer and such laborers and mechanics.
- 4.7.3 The scale of the wages to be paid shall be posted by the employer in a prominent and easily accessible place at the site of the work.
- 4.7.4 Every contract based upon these specifications shall contain a stipulation that sworn payroll information, as required by the Department of Labor, be furnished weekly. The Department of Labor shall keep and maintain the sworn payroll information for a period of 6 months from the last day of the work week covered by the payroll.

4.8 SUBMISSION OF BIDS

- 4.8.1 Enclose the Bid, the Bid Security, and any other documents required to be submitted with the Bid in a sealed opaque envelope. Address the envelope to the party receiving the Bids. Identify with the project name, project number, and the Bidder's name and address. If the Bid is sent by mail, enclose the sealed envelope in a separate mailing envelope with the notation "BID ENCLOSED" on the face thereof. The State is not responsible for the opening of bids prior to bid opening date and time that are not properly marked.
- 4.8.2 Deposit Bids at the designated location prior to the time and date for receipt of bids indicated in the Advertisement for Bids. Bids received after the time and date for receipt of bids will be marked "LATE BID" and returned.
- 4.8.3 Bidder assumes full responsibility for timely delivery at location designated for receipt of bids.
- 4.8.4 Oral, telephonic or telegraphic bids are invalid and will not receive consideration.

4.8.5 Withdrawn Bids may be resubmitted up to the date and time designated for the receipt of Bids, provided that they are then fully in compliance with these Instructions to Bidders.

4.9 MODIFICATION OR WITHDRAW OF BIDS

4.9.1 Prior to the closing date for receipt of Bids, a Bidder may withdraw a Bid by personal request and by showing proper identification to the Architect. A request for withdraw by letter or fax, if the Architect is notified in writing prior to receipt of fax, is acceptable. A fax directing a modification in the bid price will render the Bid informal, causing it to be ineligible for consideration of award. Telephone directives for modification of the bid price shall not be permitted and will have no bearing on the submitted proposal in any manner.

4.9.2 Bidders submitting Bids that are late shall be notified as soon as practicable and the bid shall be returned.

4.9.3 A Bid may not be modified, withdrawn or canceled by the Bidder during a thirty (30) day period following the time and date designated for the receipt and opening of Bids, and Bidder so agrees in submitting their Bid. Bids shall be binding for 30 days after the date of the Bid opening.

ARTICLE 5: CONSIDERATION OF BIDS

5.1 OPENING/REJECTION OF BIDS

5.1.1 Unless otherwise stated, Bids received on time will be publicly opened and will be read aloud. An abstract of the Bids will be made available to Bidders.

5.1.2 The Agency shall have the right to reject any and all Bids. A Bid not accompanied by a required Bid Security or by other data required by the Bidding Documents, or a Bid which is in any way incomplete or irregular is subject to rejection.

5.1.3 If the Bids are rejected, it will be done within thirty (30) calendar day of the Bid opening.

5.2 COMPARISON OF BIDS

5.2.1 After the Bids have been opened and read, the bid prices will be compared and the result of such comparisons will be made available to the public. Comparisons of the Bids may be based on the Base Bid plus desired Alternates. The Agency shall have the right to accept Alternates in any order or combination.

5.2.2 The Agency reserves the right to waive technicalities, to reject any or all Bids, or any portion thereof, to advertise for new Bids, to proceed to do the Work otherwise, or to abandon the Work, if in the judgment of the Agency or its agent(s), it is in the best interest of the State.

5.2.3 An increase or decrease in the quantity for any item is not sufficient grounds for an increase or decrease in the Unit Price.

5.2.4 The prices quoted are to be those for which the material will be furnished F.O.B. Job Site and include all charges that may be imposed during the period of the Contract.

5.2.5 No qualifying letter or statements in or attached to the Bid, or separate discounts will be considered in determining the low Bid except as may be otherwise herein noted. Cash or

separate discounts should be computed and incorporated into Unit Bid Price(s).

5.3 DISQUALIFICATION OF BIDDERS

5.3.1 An agency shall determine that each Bidder on any Public Works Contract is responsible before awarding the Contract. Factors to be considered in determining the responsibility of a Bidder include:

- A. The Bidder's financial, physical, personnel or other resources including Subcontracts;
- B. The Bidder's record of performance on past public or private construction projects, including, but not limited to, defaults and/or final adjudication or admission of violations of the Prevailing Wage Laws in Delaware or any other state;
- C. The Bidder's written safety plan;
- D. Whether the Bidder is qualified legally to contract with the State;
- E. Whether the Bidder supplied all necessary information concerning its responsibility; and,
- F. Any other specific criteria for a particular procurement, which an agency may establish; provided however, that, the criteria be set forth in the Invitation to Bid and is otherwise in conformity with State and/or Federal law.

5.3.2 If an agency determines that a Bidder is nonresponsive and/or nonresponsible, the determination shall be in writing and set forth the basis for the determination. A copy of the determination shall be sent to the affected Bidder within five (5) working days of said determination.

5.3.3 In addition, any one or more of the following causes may be considered as sufficient for the disqualification of a Bidder and the rejection of their Bid or Bids.

5.3.3.1 More than one Bid for the same Contract from an individual, firm or corporation under the same or different names.

5.3.3.2 Evidence of collusion among Bidders.

5.3.3.3 Unsatisfactory performance record as evidenced by past experience.

5.3.3.4 If the Unit Prices are obviously unbalanced either in excess or below reasonable cost analysis values.

5.3.3.5 If there are any unauthorized additions, interlineation, conditional or alternate bids or irregularities of any kind which may tend to make the Bid incomplete, indefinite or ambiguous as to its meaning.

5.3.3.6 If the Bid is not accompanied by the required Bid Security and other data required by the Bidding Documents.

- 5.3.3.7 If any exceptions or qualifications of the Bid are noted on the Bid Form.
- 5.4 ACCEPTANCE OF BID AND AWARD OF CONTRACT
- 5.4.1 A formal Contract shall be executed with the successful Bidder within twenty (20) calendar days after the award of the Contract.
- 5.4.2 Per Section 6962(d)(13) a., Title 29, Delaware Code, “The contracting agency shall award any public works contract within thirty (30) days of the bid opening to the lowest responsive and responsible Bidder, unless the Agency elects to award on the basis of best value, in which case the election to award on the basis of best value shall be stated in the Invitation To Bid.”
- 5.4.3 Each Bid on any Public Works Contract must be deemed responsive by the Agency to be considered for award. A responsive Bid shall conform in all material respects to the requirements and criteria set forth in the Contract Documents and specifications.
- 5.4.4 The Agency shall have the right to accept Alternates in any order or combination, and to determine the low Bidder on the basis of the sum of the Base Bid, plus accepted Alternates.
- 5.4.5 The successful Bidder shall execute a formal contract, submit the required Insurance Certificate, and furnish good and sufficient bonds, unless specifically waived in the General Requirements, in accordance with the General Requirement, within twenty (20) days of official notice of contract award. The successful Bidder shall provide, at least two business days prior to contract execution, copies of the Employee Drug Testing Program for the Bidder and all listed Subcontractors. Bonds shall be for the benefit of the Agency with surety in the amount of 100% of the total contract award. Said Bonds shall be conditioned upon the faithful performance of the contract. Bonds shall remain in affect for period of one year after the date of substantial completion.
- 5.4.6 If the successful Bidder fails to execute the required Contract, Bond and all required information, as aforesaid, within twenty (20) calendar days after the date of official Notice of the Award of the Contract, their Bid guaranty shall immediately be taken and become the property of the State for the benefit of the Agency as liquidated damages, and not as a forfeiture or as a penalty. Award will then be made to the next lowest qualified Bidder of the Work or readvertised, as the Agency may decide.
- 5.4.7 Each bidder shall supply with its bid its taxpayer identification number (i.e., federal employer identification number or social security number) and should the vendor be awarded a contract, such vendor shall provide to the agency the taxpayer identification license numbers of such subcontractors. Such numbers shall be provided on the later of the date on which such subcontractor is required to be identified or the time the contract is executed. The successful Bidder shall provide to the agency to which it is contracting, within 30 days of entering into such public works contract, copies of all Delaware Business licenses of subcontractors and/or independent contractors that will perform work for such public works contract. However, if a subcontractor or independent contractor is hired or contracted more than 20 days after the Bidder entered the public works contract the Delaware Business license of such subcontractor or independent contractor shall be provided to the agency within 10 days of being contracted or hired.
- 5.4.8 The Bid Security shall be returned to the successful Bidder upon the execution of the formal contract. The Bid Securities of unsuccessful bidders shall be returned within thirty (30) calendar days after the opening of the Bids.

ARTICLE 6: POST-BID INFORMATION

- 6.1 CONTRACTOR'S QUALIFICATION STATEMENT
- 6.1.1 Bidders to whom an award of a Contract is under consideration shall, if requested by the Agency, submit a properly executed AIA Document A305, Contractor's Qualification Statement, unless such a statement has been previously required and submitted.
- 6.2 BUSINESS DESIGNATION FORM
- 6.2.1 Successful bidder shall be required to accurately complete an Office of Management and Budget Business Designation Form for Subcontractors.
- 6.3 Bidders to whom an award of a Contract has been made must produce their Delaware Business License before the Contract can be executed.

ARTICLE 7: PERFORMANCE BOND AND PAYMENT BOND

- 7.1 BOND REQUIREMENTS
- 7.1.1 The cost of furnishing the required Bonds, that are stipulated in the Bidding Documents, shall be included in the Bid.
- 7.1.2 If the Bidder is required by the Agency to secure a bond from other than the Bidder's usual sources, changes in cost will be adjusted as provide in the Contract Documents.
- 7.1.3 The Performance and Payment Bond forms used shall be the standard OMB forms (attached).
- 7.2 TIME OF DELIVERY AND FORM OF BONDS
- 7.2.1 The bonds shall be dated on or after the date of the Contract.
- 7.2.2 The Bidder shall require the attorney-in-fact who executes the required bonds on behalf of the surety to affix a certified and current copy of the power of attorney.

ARTICLE 8: FORM OF AGREEMENT BETWEEN OWNER AND CONTRACTOR

- 8.1 Unless otherwise required in the Bidding Documents, the Agreement for the Work will be written on AIA Document A101, Standard Form of Agreement Between Owner and Contractor Where the Basis of Payment is a Stipulated Sum.

END OF INSTRUCTIONS TO BIDDERS

(This page intentionally left blank)

SECTION 00 31 46 - PERMITS

PART 1 - GENERAL

1.1 RELATED DOCUMENTS

- A. Drawings and general provisions of the Contract, including General and Supplementary Conditions and other Division 1 Specification Sections, apply to this Section.

1.2 SUMMARY

- A. This Section includes permits that have been issued for this Project as well as permits-in-progress initiated by the Owner and those required Contractor application.

1.3 DEFINITIONS

- A. Permits: A document issued by the Authorities having jurisdiction approving specific construction. Permits may approve the documents as submitted or contain caveats that are to be followed.
 - 1. Preconstruction Permits: Permits issued prior to the bidding and award and which are required prior to proceeding to this stage.
 - 2. Post Bid Permits: Permits required to be applied for by the successful contractor. These include demolition permits, building permits and sub-permits such as mechanical, electrical, fire suppression and plumbing.
 - 3. Post Construction Permits: Permits issued by the authorities having jurisdiction stating that a structure or portion of the structure has been approved as complying with applicable laws, regulations and codes and may be occupied and put to its intended use.

1.4 RESPONSIBILITIES

- A. The Contractor shall abide by the approved permits which are to include the notations provided by the entity/person approving the permit.
- B. The Contractor is responsible for obtaining and paying for all construction permits unless stated otherwise in the construction documents.
 - 1. The Contractor shall conform to all of the regulations and requirements, and shall be responsible for costs associated therewith, of all permits required of the Work.
 - 2. The Contractor shall be responsible for scheduling all inspections as required by the permits.

PART 2 - PRODUCTS (Not Used)

PART 3 - EXECUTION

3.1 SCHEDULE OF ISSUED PERMITS

- A. State Historic Preservation Office – Finding of no Historic Properties Affected.
- B. U.S. Army Corps of Engineers – Approved Nationwide Permit.
- C. DNREC Division of Fish and Wildlife – Approved with Restrictions.

END OF SECTION

**DNREC Division of Fish & Wildlife
Assawoman Wildlife Area – Viewing Tower
Mulberry Landing Road, Frankford, Delaware 19945
Contract No. NAT25-001-ASSAWOMAN**

BID FORM

ALTERNATES

Alternate prices conform to applicable project specification section. Refer to specifications for a complete description of the following Alternates. An “ADD” or “DEDUCT” amount is indicated by the crossed out part that does not apply.

ALTERNATE No. 1: Construct Gravel Parking Lot #2.

Construct new gravel parking lot with parallel parking along the westerly edge of Mulberry Landing Road. Parking lot will include three (3) parking spaces and include excavation of existing topsoil and placement of 6-inches of graded aggregate base course (GABC) for the surface.

Add/Deduct:

_____)
(\$

No. of Days to Complete Alternate 1: _____

**DNREC Division of Fish & Wildlife
Assawoman Wildlife Area – Viewing Tower
Mulberry Landing Road, Frankford, Delaware 19945
Contract No. NAT25-001-ASSAWOMAN**

BID FORM

I/We acknowledge Addendums numbered _____ and the price(s) submitted include any cost/schedule impact they may have.

This bid shall remain valid and cannot be withdrawn for thirty (30) days from the date of opening of bids (60 days for School Districts and Department of Education), and the undersigned shall abide by the Bid Security forfeiture provisions. Bid Security is attached to this Bid.

The Owner shall have the right to reject any or all bids, and to waive any informality or irregularity in any bid received.

This bid is based upon work being accomplished by the Sub-Contractors named on the list attached to this bid.

Should I/We be awarded this contract, I/We pledge to achieve substantial completion of all the work within _____ calendar days of the Notice to Proceed.

The undersigned represents and warrants that he has complied and shall comply with all requirements of local, state, and national laws; that no legal requirement has been or shall be violated in making or accepting this bid, in awarding the contract to him or in the prosecution of the work required; that the bid is legal and firm; that he has not, directly or indirectly, entered into any agreement, participated in any collusion, or otherwise taken action in restraint of free competitive bidding.

Upon receipt of written notice of the acceptance of this Bid, the Bidder shall, within twenty (20) calendar days, execute the agreement in the required form and deliver the Contract Bonds, and Insurance Certificates, required by the Contract Documents.

I am / We are an Individual / a Partnership / a Corporation

By _____ Trading as _____
(Individual's / General Partner's / Corporate Name)

(State of Corporation)

Business Address: _____

Witness: _____ **By:** _____
(SEAL) (Authorized Signature)

(Title)
Date: _____

ATTACHMENTS

- Sub-Contractor List
- Non-Collusion Statement
- Affidavit of Employee Drug Testing Program
- Affidavit of Contractor Qualifications
- Bid Security
- (Others as Required by Project Manuals)

**DNREC Division of Fish & Wildlife
Assawoman Wildlife Area – Viewing Tower
Mulberry Landing Road, Frankford, Delaware 19945
Contract No. NAT25-001-ASSAWOMAN**

BID FORM

SUBCONTRACTOR LIST

In accordance with Title 29, Chapter 69, Section 6962(d)(10)b of the Delaware Code, the following subcontractor listing must accompany any bid submittal. The bidder must list **in each category** the full name and address (City & State) of the sub-contractor that the bidder will be using to perform the work and provide material for that subcontractor category. Should the bidder's listed subcontractor intend to provide any of their subcontractor category of work through a third-tier contractor, the bidder shall list that third-tier contractor's full name and address (City & State). **If the bidder intends to perform any category of work itself, it must list its full name and address.** For clarification, if the bidder intends to perform the work themselves, the bidder **may not** insert "not applicable", "N/A", "self" or anything other than its own full name and address (City & State). To do so shall cause the bid to be rejected. In addition, the failure to produce a completed subcontractor list with the bid submittal shall cause the bid to be rejected. If you have more than three (3) third-tier contractors to report in any subcontractor category, print out additional page(s) containing the appropriate category, complete the rest of your list of third-tier contractors for that category, notate the addition in parentheses as (CONTINUATION) next to the subcontractor category and an asterisk (*) next to any additional third-tier contractors, and submit it with your bid.

<u>Subcontractor Category</u>	<u>Subcontractor</u>	<u>Address (City & State)</u>	<u>Subcontractors tax-payer ID # or Delaware Business license #</u>
1.	_____	_____	_____
A.	_____	_____	_____
B.	_____	_____	_____
C.	_____	_____	_____
2.	_____	_____	_____
A.	_____	_____	_____
B.	_____	_____	_____
C.	_____	_____	_____

3.	<hr/>	<hr/>	<hr/>
A.	<hr/>	<hr/>	<hr/>
B.	<hr/>	<hr/>	<hr/>
C.	<hr/>	<hr/>	<hr/>
4.	<hr/>	<hr/>	<hr/>
A.	<hr/>	<hr/>	<hr/>
B.	<hr/>	<hr/>	<hr/>
C.	<hr/>	<hr/>	<hr/>
5.	<hr/>	<hr/>	<hr/>
A.	<hr/>	<hr/>	<hr/>
B.	<hr/>	<hr/>	<hr/>
C.	<hr/>	<hr/>	<hr/>
6.	<hr/>	<hr/>	<hr/>
A.	<hr/>	<hr/>	<hr/>
B.	<hr/>	<hr/>	<hr/>
C.	<hr/>	<hr/>	<hr/>

**DNREC Division of Fish & Wildlife
Assawoman Wildlife Area – Viewing Tower
Mulberry Landing Road, Frankford, Delaware 19945
Contract No. NAT25-001-ASSAWOMAN**

BID FORM

NON-COLLUSION STATEMENT

This is to certify that the undersigned bidder has neither directly nor indirectly, entered into any agreement, participated in any collusion or otherwise taken any action in restraint of free competitive bidding in connection with this proposal submitted this date (*to the Office of Management and Budget, Division of Facilities Management*).

All the terms and conditions of Contract No. NAT02022L-ASSAWOMANTOWER have been thoroughly examined and are understood.

NAME OF BIDDER: _____

AUTHORIZED REPRESENTATIVE (TYPED): _____

AUTHORIZED REPRESENTATIVE (SIGNATURE): _____

TITLE: _____

ADDRESS OF BIDDER: _____

E-MAIL: _____

PHONE NUMBER: _____

Sworn to and Subscribed before me this _____ day of _____ 20____.

My Commission expires _____. NOTARY PUBLIC _____.

THIS PAGE MUST BE SIGNED AND NOTARIZED FOR YOUR BID TO BE CONSIDERED.

**DNREC Division of Fish & Wildlife
Assawoman Wildlife Area – Viewing Tower
Mulberry Landing Road, Frankford, Delaware 19945
Contract No. NAT25-001-ASSAWOMAN**

**AFFIDAVIT
OF
EMPLOYEE DRUG TESTING PROGRAM**

4104 Regulations for the Drug Testing of Contractor and Subcontractor Employees Working on Large Public Works Projects requires that Contractors and Subcontractors implement a program of mandatory drug testing for Employees who work on Large Public Works Contracts funded all or in part with public funds.

We hereby certify that we have in place or will implement during the entire term of the contract a Mandatory Drug Testing Program for our employees on the jobsite, including subcontractors, that complies with this regulation:

Contractor/Subcontractor Name: _____

Contractor/Subcontractor Address: _____

Authorized Representative (typed or printed): _____

Authorized Representative (signature): _____

Title: _____

Sworn to and Subscribed before me this _____ day of _____ 20____.

My Commission expires _____. NOTARY PUBLIC _____.

THIS PAGE MUST BE SIGNED AND NOTARIZED FOR YOUR BID TO BE CONSIDERED.

**DNREC Division of Fish & Wildlife
Assawoman Wildlife Area – Viewing Tower
Mulberry Landing Road, Frankford, Delaware 19945
Contract No. NAT25-001-ASSAWOMAN**

**AFFIDAVIT
OF
CONTRACTOR QUALIFICATIONS**

We hereby certify that we will abide by the contractor’s qualifications outlined in the construction bid specifications for the duration of the contract term.

In accordance with Title 29, Chapter 69, Section 6962(d)(10)b.3 of the Delaware Code, after a contract has been awarded the successful bidder shall not substitute another subcontractor whose name was submitted on the Subcontractor Form except for the reasons in the statute and not without written consent from the awarding agency. Failure to utilize the subcontractors on the list will subject the successful bidder to penalties as outlined in the General Requirements Section 5.2 of the contract.

Contractor Name: _____

Contractor Address: _____

Authorized Representative (typed or printed): _____

Authorized Representative (signature): _____

Title: _____

Sworn to and Subscribed before me this _____ day of _____ 20____.

My Commission expires _____. NOTARY PUBLIC _____.

THIS PAGE MUST BE SIGNED AND NOTARIZED FOR YOUR BID TO BE CONSIDERED.

**DNREC Division of Fish & Wildlife
Assawoman Wildlife Area – Viewing Tower
Mulberry Landing Road, Frankford, Delaware 19945
Contract No. NAT25-001-ASSAWOMAN**

BUILD AMERICA, BUY AMERICA REQUIREMENT

The Build America, Buy America Act (BABA), section 70914 of Public Law No. 117-58, §§ 70901-52, also known as the Infrastructure Investment and Jobs Act, enacted as part of the Bipartisan Infrastructure Law (BIL) requires iron, steel, manufactured products, and construction materials used in infrastructure projects funded by Federal financial assistance to be produced in the United States.

In accordance with BABA, the following mandatory conditions must be met:

- All iron and steel used in the project are produced in the United States. This means all manufacturing processes, from the initial melting stage through the application of coatings, occurred in the United States.
- All manufactured products used in the project are produced in the United States. This means the manufactured product was manufactured in the United States, and the cost of the components of the manufactured product that are mined, produced, or manufactured in the United States is greater than 55 percent of the total cost of all components of the manufactured product, unless another standard for determining the minimum amount of domestic content of the manufactured product has been established under applicable law or regulation.
- All construction materials are manufactured in the United States. This means that all manufacturing processes for the construction material occurred in the United States. Construction materials which are exempt from BABA requirements include cement and cementitious materials and aggregates such as stone, sand, or gravel.

By signing below, I/we certify that: “All materials that will be permanently incorporated into this project will meet the Build America, Buy America material requirements. At the Delaware Department of Natural Resources and Environmental Control's (Department) request, I/we will provide manufacturer's and/or supplier's documentation verifying the above mandatory conditions. All materials accepted on the basis of such a Certificate of Compliance may be sampled by the Department and tested at any time. Use of material on the basis of a Certificate of Compliance shall not relieve the contractor of responsibility for incorporating material in the project conforming to the requirements of the contract. Any material not conforming to such requirements will be subject to rejection whether in place or not. The Department reserves the right to refuse to permit the use of material on the basis of a Certificate of Compliance.”

Bidder Acknowledgment Signature: _____

Print Name: _____

Title or Authority: _____ Date: _____

END OF SECTION

(THIS SHEET INTENTIONALLY LEFT BLANK)

DNREC Division of Fish & Wildlife
Viewing Tower – Assawoman Wildlife Area
Mulberry Landing Road, Frankford, DE 19945

BID BOND

TO ACCOMPANY PROPOSAL
(Not necessary if security is used)

KNOW ALL MEN BY THESE PRESENTS That: _____
_____ of _____ in the County of _____
_____ and State of _____ as **Principal**, and _____
_____ of _____ in the County of _____
and State of _____ as **Surety**, legally authorized to do business in the State of Delaware
("State"), are held and firmly unto the **State** in the sum of _____
_____ Dollars (\$ _____), or _____ percent not to exceed _____
_____ Dollars (\$ _____)
of amount of bid on Contract No. NAT25-001-ASSAWOMAN, to be paid to the **State** for the use and benefit
of **Delaware Department of Natural Resources and Environmental Control** for which payment well and
truly to be made, we do bind ourselves, our and each of our heirs, executors, administrators, and successors,
jointly and severally for and in the whole firmly by these presents.

NOW THE CONDITION OF THIS OBLIGATION IS SUCH That if the above bonded **Principal**
who has submitted to the **Delaware Department of Natural Resources and Environmental Control** a
certain proposal to enter into this contract for the furnishing of certain material and/or services within the
State, shall be awarded this Contract, and if said **Principal** shall well and truly enter into and execute this
Contract as may be required by the terms of this Contract and approved by the **Delaware Department of**
Natural Resources and Environmental Control this Contract to be entered into within twenty days after
the date of official notice of the award thereof in accordance with the terms of said proposal, then this
obligation shall be void or else to be and remain in full force and virtue.

Sealed with _____ seal and dated this _____ day of _____ in the year of our Lord two
thousand and _____ (20____).

SEALED, AND DELIVERED IN THE
Presence of

Name of Bidder (Organization)

Corporate
Seal

By:

Authorized Signature

Attest _____

Title

Name of Surety

Witness: _____

By:

Title

(THIS PAGE LEFT INTENTIONALLY BLANK)

DEPARTMENT OF NATURAL RESOURCES & ENVIRONMENTAL CONTROL

89 KINGS HIGHWAY

DOVER, DE 19901

CONTRACT DOCUMENT

FOR

ASSAWOMAN WILDLIFE AREA - VIEWING TOWER

CONTRACT NO. NAT25-001-ASSAWOMAN

THIS AGREEMENT, made and executed this _____ day of _____, 2023, by and between _____ (Hereinafter designated as Contractor) party of the first part, and the Department of Natural Resources and Environmental Control, a Department created under the laws of the State of Delaware (hereinafter designated as Department) party of the second part.

WITNESSETH that the Contractor, in consideration of the covenants and agreements herein contained and made by the Department, agrees to the following:

ARTICLE ONE. The Contractor shall provide and furnish all the material, supplies, machinery, implements, appliances, tools and labor required to complete this contract in Sussex County, State of Delaware, as shown and specified in the specifications, proposals, drawings or plans as indicated in the project manual issued for the Department, with specifications, proposals, drawings or plans entitled **VIEWING TOWER - (NAT25-001-ASSAWOMAN), Project Manual dated January 2024, a copy of which is attached hereto and** hereby incorporated by reference as part of this contract. This contract will be binding on both parties upon receipt by the Contractor of an approved State of Delaware Purchase Order (not to exceed _____ unless approved by a change order). An award letter was issued to the contractor on _____. The Contractor must prosecute the work in such order as to complete the project by _____. All contract related documents including amendments can be found at www.bids.delaware.gov.

The undersigned, representing that [he/she] has read and understands the Bidding Documents (as defined in the Project Manual) and that this bid is made in accordance therewith, that [he/she] has visited the site and has familiarized [himself/herself] with the local conditions under which the Work is to be performed, and that [his/her] bid is based upon the materials, systems and equipment described in the Bidding Documents without exception, hereby proposes and agrees to abide by all required permits, provide all labor, materials, plant, equipment, supplies, transport and other facilities required to execute the work described by the aforesaid documents for the lump sum base bid with any accepted additions or alternates along with any associated unit pricing to complete the **VIEWING TOWER (NAT25-001-ASSAWOMAN)** as described in the technical specifications and contract drawings.

CONTRACT DOCUMENT

CONTRACT DOCUMENT (CONTINUED)

IN WITNESS WHEREOF, the said parties have duly executed this agreement in triplicate the day and year first above written.

IN WITNESS WHEREOF, the parties below have hereunto set their hands on the _____ day of _____, 20____.

By: _____
Contractor

Witness Title _____

State of _____
County of _____

Sworn and subscribed before me this _____ day of _____, 20____.

Notary Public

IN WITNESS WHEREOF, the parties below have hereunto set their hands on the _____ day of _____, 20____.

Witness By: _____
Secretary, Department of Natural Resources and
Environmental Control

State of _____
County of _____

Sworn and subscribed before me this _____ day of _____, 20____.

Notary Public

STATE OF DELAWARE
DIVISION OF FISH AND WILDLIFE

PERFORMANCE BOND

Bond Number: _____

KNOW ALL PERSONS BY THESE PRESENTS, that we, _____, as principal (“**Principal**”), and _____, a _____ corporation, legally authorized to do business in the State of Delaware, as surety (“**Surety**”), are held and firmly bound unto the **Delaware Department of Natural Resources and Environmental Control (DNREC)** (“**Owner**”), in the amount of _____ (\$_____), to be paid to **Owner**, for which payment well and truly to be made, we do bind ourselves, our and each and every of our heirs, executors, administrations, successors and assigns, jointly and severally, for and in the whole, firmly by these presents.

Sealed with our seals and dated this _____ day of _____, 20__.

NOW THE CONDITION OF THIS OBLIGATION IS SUCH, that if **Principal**, who has been awarded by **Owner** that certain contract known as Contract No. **NAT25-001-ASSAWOMAN**, dated the _____ day of _____, 20__ (the “Contract”), which Contract is incorporated herein by reference, shall well and truly provide and furnish all materials, appliances and tools and perform all the work required under and pursuant to the terms and conditions of the Contract and the Contract Documents (as defined in the Contract) or any changes or modifications thereto made as therein provided, shall make good and reimburse **Owner** sufficient funds to pay the costs of completing the Contract that **Owner** may sustain by reason of any failure or default on the part of **Principal**, and shall also indemnify and save harmless **Owner** from all costs, damages and expenses arising out of or by reason of the performance of the Contract and for as long as provided by the Contract; then this obligation shall be void, otherwise to be and remain in full force and effect.

Surety, for value received, hereby stipulates and agrees, if requested to do so by **Owner**, to fully perform and complete the work to be performed under the Contract pursuant to the terms, conditions and covenants thereof, if for any cause **Principal** fails or neglects to so fully perform and complete such work.

Surety, for value received, for itself and its successors and assigns, hereby stipulates and agrees that the obligation of **Surety** and its bond shall be in no way impaired or affected by any extension of time, modification, omission, addition or change in or to the Contract or the work to be performed thereunder, or by any payment thereunder before the time required therein, or by any waiver of any provisions thereof, or by any assignment, subletting or other transfer thereof or of any work to be performed or any monies due or to become due thereunder; and **Surety** hereby waives notice of any and all such extensions, modifications, omissions, additions, changes, payments, waivers, assignments, subcontracts and transfers and hereby expressly stipulates and agrees that any and all things done and omitted to be done by and in relation to assignees, subcontractors, and other

transferees shall have the same effect as to **Surety** as though done or omitted to be done by or in relation to **Principal**.

Surety hereby stipulates and agrees that no modifications, omissions or additions in or to the terms of the Contract shall in any way whatsoever affect the obligation of **Surety** and its bond.

Any proceeding, legal or equitable, under this Bond may be brought in any court of competent jurisdiction in the State of Delaware. Notices to **Surety** or Contractor may be mailed or delivered to them at their respective addresses shown below.

IN WITNESS WHEREOF, **Principal** and **Surety** have hereunto set their hand and seals, and such of them as are corporations have caused their corporate seal to be hereto affixed and these presents to be signed by their duly authorized officers, the day and year first above written.

PRINCIPAL

Name: _____

Witness or Attest: Address: _____

Name:

(Corporate Seal)

By: _____ (SEAL)

Name:

Title:

SURETY

Name: _____

Witness or Attest: Address: _____

Name:

(Corporate Seal)

By: _____ (SEAL)

Name:

Title:

STATE OF DELAWARE
DIVISION OF FISH AND WILDLIFE

PAYMENT BOND

Bond Number: _____

KNOW ALL PERSONS BY THESE PRESENTS, that we, _____, as principal (“**Principal**”), and _____, a _____ corporation, legally authorized to do business in the State of Delaware, as surety (“**Surety**”), are held and firmly bound unto the **Delaware Department of Natural Resources and Environmental Control (DNREC)** (“**Owner**”), in the amount of _____ (\$_____), to be paid to **Owner**, for which payment well and truly to be made, we do bind ourselves, our and each and every of our heirs, executors, administrations, successors and assigns, jointly and severally, for and in the whole firmly by these presents.

Sealed with our seals and dated this _____ day of _____, 20__.

NOW THE CONDITION OF THIS OBLIGATION IS SUCH, that if **Principal**, who has been awarded by **Owner** that certain contract known as Contract No. NAT25-001-ASSAWOMAN, dated the _____ day of _____, 20__ (the “Contract”), which Contract is incorporated herein by reference, shall well and truly pay all and every person furnishing materials or performing labor or service in and about the performance of the work under the Contract, all and every sums of money due him, her, them or any of them, for all such materials, labor and service for which **Principal** is liable, shall make good and reimburse **Owner** sufficient funds to pay such costs in the completion of the Contract as **Owner** may sustain by reason of any failure or default on the part of **Principal**, and shall also indemnify and save harmless **Owner** from all costs, damages and expenses arising out of or by reason of the performance of the Contract and for as long as provided by the Contract; then this obligation shall be void, otherwise to be and remain in full force and effect.

Surety, for value received, for itself and its successors and assigns, hereby stipulates and agrees that the obligation of **Surety** and its bond shall be in no way impaired or affected by any extension of time, modification, omission, addition or change in or to the Contract or the work to be performed thereunder, or by any payment thereunder before the time required therein, or by any waiver of any provisions thereof, or by any assignment, subletting or other transfer thereof or of any work to be performed or any monies due or to become due thereunder; and **Surety** hereby waives notice of any and all such extensions, modifications, omissions, additions, changes, payments, waivers, assignments, subcontracts and transfers and hereby expressly stipulates and agrees that any and all things done and omitted to be done by and in relation to assignees, subcontractors, and other transferees shall have the same effect as to **Surety** as though done or omitted to be done by or in relation to **Principal**.

Surety hereby stipulates and agrees that no modifications, omission or additions in or to the terms of the Contract shall in any way whatsoever affect the obligation of **Surety** and its bond.

Any proceeding, legal or equitable, under this Bond may be brought in any court of competent jurisdiction in the State of Delaware. Notices to **Surety** or Contractor may be mailed or delivered to them at their respective addresses shown below.

IN WITNESS WHEREOF, **Principal** and **Surety** have hereunto set their hand and seals, and such of them as are corporations have caused their corporate seal to be hereto affixed and these presents to be signed by their duly authorized officers, the day and year first above written.

PRINCIPAL

Name: _____

Witness or Attest: Address: _____

Name:

(Corporate Seal)

By: _____(SEAL)

Name:

Title:

SURETY

Name: _____

Witness or Attest: Address: _____

Name:

(Corporate Seal)

By: _____(SEAL)

Name:

Title:

STATE OF DELAWARE
DIVISION OF FISH AND WILDLIFE

GENERAL CONDITIONS

**TO THE
CONTRACT**

The General Conditions of this Contract are as stated in the American Institute of Architects Document AIA A201 (2007 Edition) entitled General Conditions of the Contract for Construction and is part of this project manual as if herein written in full.

(THIS PAGE INTENTIONALLY LEFT BLANK)

SECTION 00 73 13

SUPPLEMENTARY GENERAL CONDITIONS A201-2017

The following supplements modify the “General Conditions of the Contract for Construction,” AIA Document A201-2017. Where a portion of the General Conditions is modified or deleted by the Supplementary Conditions, the unaltered portions of the General Conditions shall remain in effect.

TABLE OF ARTICLES

1. GENERAL PROVISIONS
2. OWNER
3. CONTRACTOR
4. ADMINISTRATION OF THE CONTRACT
5. SUBCONTRACTORS
6. CONSTRUCTION BY OWNER OR BY SEPARATE CONTRACTORS
7. CHANGES IN THE WORK
8. TIME
9. PAYMENTS AND COMPLETION
10. PROTECTION OF PERSONS AND PROPERTY
11. INSURANCE AND BONDS
12. UNCOVERING AND CORRECTION OF WORK
13. MISCELLANEOUS PROVISIONS
14. TERMINATION OR SUSPENSION OF THE CONTRACT
15. CLAIMS AND DISPUTES

ARTICLE 1: GENERAL PROVISIONS

1.1 BASIC DEFINITIONS

1.1.1 THE CONTRACT DOCUMENTS

Strike the last sentence of Section 1.1.1 in its entirety and replace with the following:

“The Contract Documents also include Advertisement for Bid, Instructions to Bidder, sample forms, the Bid Form, the Contractor’s completed Bid and the Award Letter.”

Add the following Section:

“1.1.1.1 In the event of conflict or discrepancies among the Contract Documents, the Documents prepared by the State of Delaware, Division of Facilities Management shall take precedence over all other documents.”

1.1.8 INITIAL DECISION MAKER

Strike the last sentence of Section 1.1.8 in its entirety and add the following to the end of the remaining sentence:

“ and certify termination of the Agreement under Section 14.2.2.”

1.2 CORRELATION AND INTENT OF THE CONTRACT DOCUMENTS

1.2.1.1 Insert “if possible” at the end of the second sentence.

Add the following Sections:

“1.2.4 In the case of an inconsistency between the Drawings and the Specifications, or within either document not clarified by addendum, the better quality or greater quantity of work shall be provided in accordance with the Architect’s interpretation.”

“1.2.5 The word “PROVIDE” as used in the Contract Documents shall mean “FURNISH AND INSTALL” and shall include, without limitation, all labor, materials, equipment, transportation, services and other items required to complete the Work.”

“1.2.6 The word “PRODUCT” as used in the Contract Documents means all materials, systems and equipment.”

1.5 OWNERSHIP AND USE OF DRAWINGS, SPECIFICATIONS AND OTHER INSTRUMENTS OF SERVICE

Strike Section 1.5.1 in its entirety and replace with the following:

“All pre-design studies, drawings, specifications and other documents, including those in electronic form, prepared by the Architect under this Agreement are, and shall remain, the property of the Owner whether the Project for which they are made is executed or not.

Such documents may be used by the Owner to construct one or more like Projects without the approval of, or additional compensation to, the Architect. The Contractor, Subcontractors, Sub-subcontractors, and Material or Equipment Suppliers are authorized to use and reproduce applicable portions of the Drawings, Specifications and other documents prepared by the Architect and the Architect's consultants appropriate to and for use in the execution of their Work under the Contract Documents. They are not to be used by the Contractor or any Subcontractor, Sub-subcontractor or Material and Equipment Supplier on other Projects or for additions to this Project outside the scope of the Work without the specific written consent of the Owner, Architect and Architect's consultants.

The Architect shall not be liable for injury or damage resulting from the re-use of drawings and specifications if the Architect is not involved in the re-use Project. Prior to re-use of construction documents for a Project in which the Architect is not also involved, the Owner will remove from such documents all identification of the original Architect, including name, address and professional seal or stamp.”

Strike Section 1.5.2 in its entirety.

1.7 DIGITAL DATA USE AND TRANSMISSION

Strike Section 1.7 in its entirety and replace with the following:

“The parties shall agree upon protocols governing transmission and use of Instruments of Service or any other information or documentation in digital form.”

1.8 BUILDING INFORMATION MODELS USE AND RELIANCE

Strike Section 1.8 in its entirety.

ARTICLE 2: OWNER

2.2 EVIDENCE OF THE OWNERS FINANCIAL ARRANGEMENTS

Strike Section 2.2 in its entirety.

2.3 INFORMATION AND SERVICES REQUIRED OF THE OWNER

2.3.3 Strike 2.3.3 in its entirety.

2.3.4 Add the following sentence at the end of the paragraph:

“The Contractor, at their expense shall bear the costs to accurately identify the location of all underground utilities in the area of their excavation and shall bear all cost for any repairs required, out of failure to accurately identify said utilities.”

Strike Section 2.3.6 in its entirety and replace with the following:

“2.3.6The Contractor shall be furnished free of charge (1) electronic set of the Drawings and Project Manuals. Additional sets will be furnished at the cost of reproduction, postage and handling.”

2.5 OWNER’S RIGHT TO CARRY OUT THE WORK

Add “, except as outlined in Section 3.15” after the reference to “Article 15” at the end of the last sentence of the Section.

ARTICLE 3: CONTRACTOR

3.2 REVIEW OF CONTRACT DOCUMENTS AND FIELD CONDITIONS BY CONTRACTOR

3.2.2 Add “and Owner” after “report to the Architect” in the second sentence.

3.2.4 Strike “subject to Section 15.1.7” in the second sentence.

3.2.4 Strike the third sentence.

3.3 SUPERVISION AND CONSTRUCTION PROCEDURES

Add the following Sections:

“3.3.2.1 The Contractor shall immediately remove from the Work, whenever requested to do so by the Owner, any person who is considered by the Owner or Architect to be incompetent or disposed to be so disorderly, or who for any reason is not satisfactory to the Owner, and that person shall not again be employed on the Work without the consent of the Owner or the Architect.”

“3.3.4The Contractor must provide suitable storage facilities at the Site for the proper protection and safe storage of their materials, or as otherwise identified by the specifications. Consult the Owner and the Architect before storing any materials.”

“3.3.5When any room is used as a shop, storeroom, office, etc., by the Contractor or Subcontractor(s) during the construction of the Work, the Contractor making use of these areas will be held responsible for any repairs, patching or cleaning arising from such use.”

3.4 LABOR AND MATERIALS

Add the Following Sections:

“3.4.4Before starting the Work, each Contractor shall carefully examine all preparatory Work that has been executed to receive their Work. Check carefully, by whatever means are required, to insure that its Work and adjacent, related Work, will finish to proper contours, planes and levels. Promptly notify the Architect & Owner of any defects or imperfections in preparatory Work which will in any way affect satisfactory completion of its Work. Absence of such notification will be construed as an acceptance of

preparatory Work and later claims of defects will not be recognized.”

“3.4.5 Under no circumstances shall the Contractor’s Work proceed prior to preparatory Work having been completely cured, dried and/or otherwise made satisfactory to receive this Work. Responsibility for timely installation of all materials rests solely with the Contractor responsible for that Work, who shall maintain coordination at all times.”

3.5 WARRANTY

Add the following Sections:

“3.5.3 The Contractor will guarantee all materials and workmanship against original defects, except injury from proper and usual wear when used for the purpose intended, for two years after Acceptance by the Owner, and will maintain all items in perfect condition during the period of warranty.”

“3.5.4 Defects appearing during the period of warranty will be made good by the Contractor at his expense upon demand of the Owner, it being required that all work will be in perfect condition when the period of warranty will have elapsed.”

“3.5.5 Upon notification by the Owner of a defect covered by the Contractor’s warranty, the Contractor shall respond within 4 hours of the notification.”

“3.5.6 In addition to the General Warranty there are other warranties required for certain items for different periods of time than the two years as above, and are particularly so stated in that part of the specifications referring to same. The said warranties will commence at the same time as the General Warranty.”

“3.5.7 If the Contractor fails to remedy any failure, defect or damage within a reasonable time after receipt of notice, the Owner will have the right to replace, repair, or otherwise remedy the failure, defect or damage at the Contractor’s expense.”

3.8 ALLOWANCES

Add the following Section:

“3.8.1.1 For costs to be covered under a project allowance, (included in the schedule of values) the Contractor shall submit a summary of those costs anticipated and an Allowance Access Authorization Form to the Architect and Owner, reflecting the projected costs. The Allowance Access Authorization Form must be signed by the Owner prior to initiating any work associated with the allowance.”

3.10 CONTRACTOR’S CONSTRUCTION AND SUBMITTAL SCHEDULES

3.10.1 Add “estimated” after “and the” and before “date of” in the second sentence.

3.10.2 Strike “and thereafter as necessary to maintain a current submittal schedule” in the first sentence.

3.11 DOCUMENTS AND SAMPLES AT THE SITE

Add the following Sections:

“3.11.1 During the course of the Work, the Contractor shall maintain a record set of drawings on which the Contractor shall mark the actual physical location of all piping, valves, equipment, conduit, outlets, access panels, controls, actuators, including all appurtenances that will be concealed once construction is complete, etc., including all invert elevations.”

“3.11.2 At the completion of the project, the Contractor shall obtain a set of the conformed contract drawings from the Architect, and neatly transfer all information outlined in 3.11.1 to provide a complete record of the as-built conditions.”

“3.11.3 Upon completion of the work noted in 3.11.2 the contractor shall schedule a meeting with the Architect/Engineer and Owner to review the final record drawings and closeout documents prior to submission. After this meeting the Contractor shall make adjustments per the review, and submit one (1) original markup and (2) copies of the red line drawings (as-built conditions, to the Owner and one (1) print to the Architect. In addition, attach one complete set of the as-built documents to each of the Operating and Maintenance Instructions/Manuals. The Contractor will include (2) USB drives, each containing all “red line drawings (as-built) and Closeout Documents properly tabbed in accordance with closeout requirements as defined elsewhere in the contract documents.”

3.12 SHOP DRAWINGS, PRODUCT DATA AND SAMPLES

3.12.10.2 Strike “If the Contract Documents require” from the beginning of the sentence.

3.12.10.2 Strike “to” between “professional” and certify” and replace with “shall”.

3.17 Insert “indemnify and” between “shall” and “hold” in the second sentence.

ARTICLE 4: ADMINISTRATION OF THE CONTRACT

4.2 ADMINISTRATION OF THE CONTRACT

4.2.7 Strike the first sentence and replace with the following:

“The Architect will review and approve or take other appropriate action upon the Contractor’s submittals such as Shop Drawings, Product Data and Samples for the purpose of checking for conformance with the Contract Documents.”

4.2.7 Strike the second sentence and replace with the following:

“The Architect’s action will be taken with such reasonable promptness as to cause no delay in the Work in the activities of the Owner, Contractor or separate Contractors, while allowing sufficient time in the Owner’s professional judgment to permit adequate review.”

Add the following Section:

“4.2.10.1 There will be no full-time Project Representative provided by the Owner or Architect on this project.”

“4.2.13 Add “and in compliance with all local requirements.” to the end of the sentence.”

ARTICLE 5: SUBCONTRACTORS

5.2 AWARD OF SUBCONTRACTS AND OTHER CONTRACTS FOR PORTIONS OF THE WORK

5.2.3 Strike Section 5.2.3 in its entirety and replace with the following:

“If the Owner or Architect has reasonable objection to a person or entity proposed by the Contractor, the Contractor shall propose another to whom the Owner or Architect has no reasonable objection, subject to the statutory requirements of 29 Delaware Code § 6962(d)(10)b.3 and 4.”

5.2.4 Strike Section 5.2.4 in its entirety and replace with the following:

”The Contractor may not substitute any Subcontractor listed in its Bid unless the Contractor complies with the requirements of 29 Delaware Code § 6962(d)(10)b.3 and 4. Failure to comply with this requirement shall subject the Contractor to a penalty as outlined in Section 5.2 of the Owner’s General Requirements.”

Add the following Section:

“5.2.5 The Contractor shall comply and shall ensure all Subcontractors comply with all requirements for drug testing as set forth in TITLE 19 LABOR DELAWARE ADMINISTRATIVE CODE 4000 Office of Management and Budget 4100 Division of Facilities Management **4104 Regulations for the Drug Testing of Contractor and Subcontractor Employees Working on Large Public Works Projects.**”

ARTICLE 6: CONSTRUCTION BY OWNER OR BY SEPARATE CONTRACTORS

6.1 OWNER’S RIGHT TO PERFORM CONSTRUCTION AND TO AWARD SEPARATE CONTRACTS

6.1.1 Strike “and waiver of subrogation” from the end of the second sentence.

6.1.4 Strike Section 6.1.4 in its entirety.

6.2 MUTUAL RESPONSIBILITY

6.2.3 Strike “shall” and replace with “may” in the second sentence.

ARTICLE 7: CHANGES IN THE WORK

(SEE ARTICLE 7: CHANGES IN WORK IN THE STATE OF DELAWARE DIVISION OF FACILITIES MANAGEMENT GENERAL REQUIREMENTS)

7.2 CHANGE ORDERS

Add the following Sections:

“7.2.2 In addition to the above:

7.2.2.1 The General Contractor is allowed a fifteen percent (15%) markup for overhead and profit for additional work performed by the General Contractor’s own forces.

7.2.2.2 For additional subcontractor work, the Subcontractor is allowed a fifteen (15) percent overhead and profit on change order work above and beyond the direct costs stated previously. To this amount, the General Contractor will be allowed a mark-up not exceeding seven- and one-half percent (7.5%) on the subcontractor’s work.

7.2.2.3 Where the Third Tier Contractor is going to be completing the additional work, the Third-Tier contractor will be allowed a markup of fifteen percent (15%) overhead and profit on changes order work above and beyond the direct costs stated previously. To this amount, the Subcontractor will be allowed a markup not to exceed seven and one-half percent (7.5%) on the Third-Tier Contractor’s work and the General Contractor will be allowed a markup not to exceed seven and one-half percent (7.5%) of the amount of the Subcontractor’s markup.

7.2.2.4 No additional costs shall be allowed for changes related to the Contractor’s onsite superintendent/staff, or project manager, unless a change in the work changes the project duration and is identified by the CPM schedule. There will be no other costs associated with the change order.

7.2.2.5 These markups shall include all costs including, but not limited to: overhead, profit, bonds, insurance, supervision, etc.”

7.3.4.1 Strike “and other employee costs approved by the Architect” after “worker’s compensation insurance,”

7.3.4.4 Add “work attributable to the” before “change” at the end of the sentence.

7.4 MINOR CHANGES IN THE WORK

Add “unless such changes are approved” at the end of the third sentence.

ARTICLE 8: TIME

8.2 PROGRESS AND COMPLETION

8.2.1 Add the following Section:

“8.2.1.1 Refer to Project Specifications Section SUMMARY OF WORK for Contract time requirements.”

8.2.2 After “by the Contractor” strike “and” and insert “to”.

8.2.4 Add the following Section:

“8.2.4 If the Work falls behind the Progress Schedule as submitted by the Contractor, the Contractor shall employ additional labor and/or equipment necessary to bring the Work into compliance with the Progress Schedule at no additional cost to the Owner.”

8.3 DELAYS AND EXTENSION OF TIME

8.3.1 Strike “binding dispute resolution” and insert “any and all remedies at law or in equity”.

Add the following Section:

“8.3.2.1 The Contractor shall update the status of the suspension, delay, or interruption of the Work with each Application for Payment. (The Contractor shall report the termination of such cause immediately upon the termination thereof.) Failure to comply with this procedure shall constitute a waiver for any claim for adjustment of time or price based upon said cause.”

Strike Section 8.3.3 in its entirety and replace with the following:

8.3.3 “Except in the case of a suspension of the Work directed by the Owner, an extension of time under the provisions of Section 8.3.1 shall be the Contractor’s sole remedy in the progress of the Work and there shall be no payment or compensation to the Contractor for any expense or damage resulting from the delay.”

Add the following Section:

“8.3.4 By permitting the Contractor to work after the expired time for completion of the project, the Owner does not waive their rights under the Contract.”

ARTICLE 9: PAYMENTS AND COMPLETION

9.2 SCHEDULE OF VALUES

Add the following Sections:

“9.2.1 The Schedule of Values shall be submitted using AIA Document G703, Continuation Sheet to G702.”

“9.2.2 The Schedule of Values is to include a line item for Project Closeout Document Submittal. The value of this item is to be no less than 1.5% of the initial contract amount.”

9.3 APPLICATIONS FOR PAYMENT

9.3.1 Strike Section 9.3.1 in its entirety and replace with the following:

“At least ten days before the date established for each progress payment, the Contractor shall submit to the Architect an itemized Application for Payment prepared in accordance

with the schedule of values for completed portions of the Work. The application shall be notarized, and supported by all data substantiating the Contractor's right to payment that the Owner or Architect require, such as copies of requisitions, and releases and waivers of liens from Subcontractors and suppliers, and shall reflect retainage."

Add the following Sections:

"9.3.1.3 Application for Payment shall be submitted on AIA Document G702 "Application and Certificate for Payment", supported by AIA Document G703 "Continuation Sheet". Said Applications shall be fully executed and notarized."

"9.3.4 Until Closeout Documents have been received and outstanding items completed the Owner will pay 95% (ninety-five percent) of the amount due the Contractor on account of progress payments."

"9.3.5 The Contractor shall provide a current and updated Progress Schedule to the Architect with each Application for Payment. Failure to provide Schedule will be just cause for rejection of Application for Payment."

9.5 DECISIONS TO WITHHOLD CERTIFICATION

Add the following Subsections to 9.5.1:

- .8 failure to provide a current Progress Schedule;
- .9 a lien or attachment is filed;
- .10 failure to comply with mandatory requirements for maintaining Record Documents.

9.6 PROGRESS PAYMENTS

9.6.1 Strike Section 9.6.1 in its entirety and replace with the following:

"9.6.1 After the Architect has approved and issued a Certificate for Payment, payment shall be made by the Owner within 30 days after Owner's receipt of the Certificate for Payment."

9.6.8 Strike "Provided the Owner has fulfilled its payment obligations under the Contract Documents," in the first sentence.

9.7 FAILURE OF PAYMENT

Strike Section 9.7 in its entirety and replace with the following:

"If the Architect does not issue a Certificate for Payment, through no fault of the Contractor, within fourteen days after receipt of the Contractor's Application for Payment, or if the Owner does not pay the Contractor within thirty days after the date established in the Contract Documents, the amount certified by the Architect, then the Contractor may, upon thirty additional days' notice to the Owner and Architect, stop the Work until payment of the amount owing has been received. The Contract Time shall be extended appropriately and the Contract Sum shall be increased by the amount of the Contractor's reasonable costs of shutdown, delay and start-up, plus interest as provided

for in the Contract Documents.”

9.8 SUBSTANTIAL COMPLETION

9.8.3 At the end of Section 9.8.3, add the following sentence:

“If the Architect is required to make more than 2 inspections of the same portion of work, the Contractor shall be responsible for all costs associated with subsequent inspections including but not limited to any Architect’s fees.”

9.8.5 Strike “shall” and insert “may” in the second sentence.

9.8.5 Insert “1/2 of the” after “make payment of” in the second sentence.

9.9 PARTIAL OCCUPANCY OR USE

9.9.1 Strike the the first sentence and replace with the following (the remainder of the Section remains as written):

“The Owner may occupy or use any completed or partially completed portion of the Work at any stage when such portion is designated by separate agreement with the Contractor, provided such occupancy or use authorized by public authorities having jurisdiction over the Project.”

9.10.2 Strike “to remain in force after final payment is currently in effect” after “required by the Contract Documents” and replace with “shall remain in force until final payment is completed” in the first sentence.

9.10.4.4 Strike “if permitted by the Contract Documents,”

ARTICLE 10: PROTECTION OF PERSONS AND PROPERTY

10.1 SAFETY PRECAUTIONS AND PROGRAMS

Add the following Sections:

10.1.1 Each Contractor shall develop a safety program in accordance with the Occupational Safety and Health Act of 1970. A copy of said plan shall be furnished to the Owner and Architect prior to the commencement of that Contractor’s Work.

10.1.2 Each Contractor shall appoint a Safety Representative. Safety Representatives shall be someone who is on site on a full time basis. If deemed necessary by the Owner or Architect, Contractor Safety meetings will be scheduled. The attendance of all Safety Representatives will be required. Minutes will be recorded of said meetings by the Contractor and will be distributed to all parties as well as posted in all job offices/trailers etc.

10.2 SAFETY OF PERSONS AND PROPERTY

Add the following Section:

- 10.2.4.1 As required in the Hazardous Chemical Act of June 1984, all vendors supplying any material that may be defined as hazardous must provide Material Safety Data Sheets for those products. Any chemical product should be considered hazardous if it has a caution warning on the label relating to a potential physical or health hazard, if it is known to be present in the work place, and if employees may be exposed under normal conditions or in foreseeable emergency situations. Material Safety Data Sheets shall be provided directly to the Owner, along with the shipping slips that include those products.
- 10.2.5 Strike the second sentence in its entirety.
- 10.3 HAZARDOUS MATERIALS AND SUBSTANCES
- 10.3.3 Strike Section 10.3.3 in its entirety.
- 10.3.4 Insert “hazardous” in the last sentence after “handling of such” .
- 10.3.6 Strike Section 10.3.6 in its entirety.

ARTICLE 11: INSURANCE AND BONDS

11.1 CONTRACTOR’S INSURANCE AND BONDS

- 11.1.1 Strike “Owner” from the third sentence.

11.2 OWNER’S LIABILITY INSURANCE

Strike 11.2 in its entirety, except that in the case of school projects in which case Section 11.2 shall remain.

11.3 WAIVERS OF SUBROGATION

Delete Section 11.3 in its entirety

11.4 LOSS OF USE, BUSINESS INTERRUPTION, AND DELAY IN COMPLETION INSURANCE

Delete Section 11.4 in its entirety

ARTICLE 12: UNCOVERING AND CORRECTION OF WORK

12.2.2 AFTER SUBSTANTIAL COMPLETION

Add the following Section:

“12.2.2.1.1 At any time during the progress of the Work, or in any case where the nature of the defects will be such that it is not expedient to have corrected, the Owner, at its option, will have the right to deduct such sum, or sums, of money from the amount of the Contract as it considers justified to adjust the difference in value between the non-conforming work and that required under contract including any damage to the structure.”

- 12.2.2.1 Strike all references to “one year” or “one-year” and replace with “two years”.
- 12.2.2.2 Strike “one-year” and replace with “two years”.
- 12.2.2.3 Strike “one-year” and replace with “two years”.
- 12.2.5 Strike “one-year” and replaced with “two years”.

ARTICLE 13: MISCELLANEOUS PROVISIONS

13.1 GOVERNING LAW

Strike the last sentence.

13.4 TESTS AND INSPECTIONS

13.4.1 Strike the last sentence and replace with the following:

“The Owner shall pay for tests, inspections, or approvals where building codes or applicable laws or regulations prohibit the Owner from delegating their cost to the Contractor.”

13.5 INTEREST

Strike “the date payment is due at such rate as the parties may agree upon in writing or, in the absence thereof, at the legal rate prevailing from time to time at the place where the Project is located” and replace with “30 days of presentment of the authorized Certificate of Payment at the annual rate of 12% or 1% per month.”

Insert the following Section:

“13.6 CONFLICTS WITH FEDERAL STATUTES OR REGULATIONS

13.6.1 If any provision, specifications or requirement of the Contract Documents conflict or is inconsistent with any statute, law or regulation of the government of the United State of America, the Contractor shall notify the Architect and Owner immediately upon discovery.”

ARTICLE 14: TERMINATION OR SUSPENSION OF THE CONTRACT

14.1 TERMINATION BY THE CONTRACTOR

14.1.1.4 Insert “, upon the Contractors’ request,” after “furnish to the Contractor”.

14.1.3 Strike “and profit on Work not executed, and” after “as well as reasonable overhead” and replace with “, profit, and reasonable”

14.3 SUSPENSION BY OWNER FOR CONVENIENCE

14.3.2 Strike “Adjustment of the Contract Sum shall include profit”.

14.4 TERMINATION BY THE OWNER FOR CONVENIENCE

14.4.3 Strike Section 14.4.3 in its entirety and replace with the following:

“In case of such termination for the Owner’s convenience, the Contractor shall be entitled to receive payment for Work executed, and reasonable costs incurred by reason of such termination along with reasonable overhead.”

ARTICLE 15: CLAIMS AND DISPUTES

15.1 CLAIMS

15.1.2 TIME LIMITS ON CLAIMS

Strike the last sentence.

15.1.3 NOTICE OF CLAIM

Strike all references to “21” and replace with “45”.

15.1.5 CLAIMS FOR ADDITIONAL COSTS

Strike the first sentence and replace with the following:

“Contractor shall not proceed to execute any portion of the Work that is subject to the Claim without prior approval of the costs or method of payment for the costs associated with the Claim as determined by the Architect and approved by the Owner.”

15.1.7 WAIVER OF CLAIMS FOR CONSEQUENTIAL DAMAGES

Strike Section 15.1.7 in its entirety.

15.2 INITIAL DECISION

15.2.1 Strike “and binding dispute resolution” in the fourth sentence and replace with “or any and all remedies at law or in equity”.

15.2.5 Strike Section 15.2.5 in its entirety and replace with the following:

“The Architect will approve or reject Claims by written decision, which shall state the reasons therefore and shall notify the parties of any change in the Contract Sum or Contract Time or both. The approval or rejection of a Claim by the Architect shall be subject to mediation and any or all remedies at law or in equity.”

15.2.6 Strike Section 15.2.6 and its sub-Sections in their entirety.

15.3 MEDIATION

- 15.3.1 Strike “binding dispute resolution” and replace with “any or all remedies at law or in equity”.
- 15.3.2 Strike “, shall be administered by the American Arbitration Association in accordance with its Construction Industry Mediation Procedure in effect on the date of the Agreement,” in the first sentence.
- 15.3.2 Strike all references to “binding dispute resolution” and replace with “any or all remedies at law and in equity”.
- 15.3.3 Strike Section 15.3.3 in its entirety.
- 15.4 ARBITRATION
Strike Section 15.4 and its Subsections in their entirety.

END OF SECTION

THIS SHEET INTENTIONALLY LEFT BLANK

DELAWARE PREVAILING WAGE RATES

The Department of Labor has determined that this project is a “Heavy Construction” project. Delaware’s Prevailing Wage Regulations for March 15, 2023 shall be used for this work. Wage Rates are included in the Appendices of this Project Manual.

(THIS PAGE LEFT INTENTIONALLY BLANK)

SECTION 00 81 13

GENERAL REQUIREMENTS

TABLE OF ARTICLES

1. GENERAL
2. OWNER
3. CONTRACTOR
4. ADMINISTRATION OF THE CONTRACT
5. SUBCONTRACTORS
6. CONSTRUCTION BY OWNER OR SEPARATE CONTRACTORS
7. CHANGES IN THE WORK
8. TIME
9. PAYMENTS AND COMPLETION
10. PROTECTION OF PERSONS AND PROPERTY
11. INSURANCE AND BONDS
12. UNCOVERING AND CORRECTION OF WORK
13. MISCELLANEOUS PROVISIONS
14. TERMINATION OR SUSPENSION OF THE CONTRACT

ARTICLE 1: GENERAL

1.1 CONTRACT DOCUMENTS

1.1.1 The intent of the Contract Documents is to include all items necessary for the proper execution and completion of the Work by the Contractor. The Contract Documents are complementary and what is required by one shall be as binding as if required by all. Performance by the Contractor shall be required to an extent consistent with the Contract Documents and reasonably inferable from them as being necessary to produce the intended results.

1.1.2 Work including material purchases shall not begin until the Contractor is in receipt of a bonafide State of Delaware Purchase Order. Any work performed or material purchases prior to the issuance of the Purchase Order is done at the Contractor's own risk and cost.

1.2 EQUALITY OF EMPLOYMENT OPPORTUNITY ON PUBLIC WORKS

1.2.1 For Public Works Projects financed in whole or in part by state appropriation the Contractor agrees that during the performance of this contract:

1. The Contractor will not discriminate against any employee or applicant for employment because of race, creed, sex, color, sexual orientation, gender identity or national origin. The Contractor will take positive steps to ensure that applicants are employed and that employees are treated during employment without regard to their race, creed, sex, color, sexual orientation, gender identity or national origin. Such action shall include, but not be limited to, the following: employment, upgrading, demotion or transfer; recruitment or recruitment advertising; layoff or termination; rates of pay or other forms of compensation; and selection for training, including apprenticeship. The Contractor agrees to post in conspicuous places available to employees and applicants for employment notices to be provided by the contracting agency setting forth this nondiscrimination clause.
2. The Contractor will, in all solicitations or advertisements for employees placed by or on behalf of the Contractor, state that all qualified applicants will receive consideration for employment without regard to race, creed, sex, color, sexual orientation, gender identity or national origin.”

ARTICLE 2: OWNER

(NO ADDITIONAL GENERAL REQUIREMENTS – SEE SUPPLEMENTARY GENERAL CONDITIONS)

ARTICLE 3: CONTRACTOR

- 3.1 Schedule of Values: The successful Bidder shall within twenty (20) days after receiving notice to proceed with the work, furnish to the Owner a complete schedule of values on the various items comprising the work.
- 3.2 Subcontracts: Upon approval of Subcontractors, the Contractor shall award their Subcontracts as soon as possible after the signing of their own contract and see that all material, their own and those of their Subcontractors, are promptly ordered so that the work will not be delayed by failure of materials to arrive on time.
- 3.3 Before commencing any work or construction, the General Contractor is to consult with the Owner as to matters in connection with access to the site and the allocation of Ground Areas for the various features of hauling, storage, etc.
- 3.4 The Contractor shall supervise and direct the Work, using the Contractor's best skill and attention. The Contractor shall be solely responsible for and have control over construction means, methods, techniques, sequences and procedures and for coordinating all portions of the Work under the Contract, unless the Contract Documents give other specific instructions.
- 3.5 The Contractor shall enforce strict discipline and good order among the Contractor's employees and other persons carrying out the Contract. The Contractor shall not permit employment of unfit persons or persons not skilled in tasks assigned to them.
- 3.6 The Contractor warrants to the Owner that materials and equipment furnished will be new and of good quality, unless otherwise permitted, and that the work will be free from defects and in conformance with the Contract Documents. Work not conforming to these requirements, including substitutions not properly approved, may be considered defective. If required by the Owner, the Contractor shall furnish evidence as to the kind and quality of materials and equipment provided.
- 3.7 Unless otherwise provided, the Contractor shall pay all sales, consumer, use and other similar taxes, and shall secure and pay for required permits, fees, licenses, and inspections necessary for proper execution of the Work.
- 3.8 The Contractor shall comply with and give notices required by laws, ordinances, rules, regulations, and lawful orders of public authorities bearing on performance of the Work. The Contractor shall promptly notify the Owner if the Drawings and Specifications are observed to be at variance therewith.
- 3.9 The Contractor shall be responsible to the Owner for the acts and omissions of the Contractor's employees, Subcontractors and their agents and employees, and other persons performing portions of the Work under contract with the Contractor.
- 3.10 The Contractor shall keep the premises and surrounding area free from accumulation of waste materials or rubbish caused by operations under the Contract. At completion of the Work the Contractor shall remove from and about the Project all waste materials, rubbish, the Contractor's tools, construction equipment, machinery and surplus materials. The Contractor shall be responsible for returning all damaged areas to their original conditions.
- 3.11 STATE LICENSE AND TAX REQUIREMENTS

- 3.11.1 Each Contractor and Subcontractor shall be licensed to do business in the State of Delaware and shall pay all fees and taxes due under State laws. In conformance with Section 2503, Chapter 25, Title 30, Delaware Code, "the Contractor shall furnish the Delaware Department of Finance within ten (10) days after entering into any contract with a contractor or subcontractor not a resident of this State, a statement of total value of such contract or contracts together with the names and addresses of the contracting parties."
- 3.12 The Contractor shall comply with all requirements set forth in Section 6962, Chapter 69, Title 29 of the Delaware Code.
- 3.13 During the contract Work, the Contractor and each Subcontractor, shall implement an Employee Drug Testing Program in accordance with OMB Regulation 4104 - "Regulations for the Drug Testing of Contractor and Subcontractor Employees Working on "Large Public Works Projects". "Large Public Works" is based upon the current threshold required for bidding Public Works as set by the Purchasing and Contracting Advisory Council.

ARTICLE 4: ADMINISTRATION OF THE CONTRACT

4.1 CONTRACT SURETY

4.1.1 PERFORMANCE BOND AND LABOR AND MATERIAL PAYMENT BOND

4.1.2 All bonds will be required as follows unless specifically waived elsewhere in the Bidding Documents.

4.1.3 Contents of Performance Bonds – The bond shall be in the form approved by the Office of Management and Budget. The bond shall be conditioned upon the faithful compliance and performance by the successful bidder of each and every term and condition of the contract and the proposal, plans, specifications, and bid documents thereof. Each term and condition shall be met at the time and in the manner prescribed by the Contract, Bid documents and the specifications, including the payment in full to every person furnishing materiel or performing labor in the performance of the Contract, of all sums of money due the person for such labor and materiel. (The bond shall also contain the successful bidder's guarantee to indemnify and save harmless the State and the agency from all costs, damages and expenses growing out of or by reason of the Contract in accordance with the Contract.)

4.1.4 Invoking a Performance Bond – The agency may, when it considers that the interest of the State so requires, cause judgement to be confessed upon the bond.

4.1.5 Within twenty (20) days after the date of notice of award of contract, the Bidder to whom the award is made shall furnish a Performance Bond and Labor and Material Payment Bond, each equal to the full amount of the Contract price to guarantee the faithful performance of all terms, covenants and conditions of the same. The bonds are to be issued by an acceptable Bonding Company licensed to do business in the State of Delaware and shall be issued in duplicate.

4.1.6 Performance and Payment Bonds shall be maintained in full force (warranty bond) for a period of two (2) years after the date of the Certificate for Final Payment. The Performance Bond shall guarantee the satisfactory completion of the Project and that the Contractor will make good any faults or defects in his work which may develop during the period of said guarantees as a result of improper or defective workmanship, material or apparatus, whether furnished by themselves or their Sub-Contractors. The Payment Bond shall guarantee that the Contractor shall pay in full all persons, firms or corporations who furnish labor or material or both labor and material for, or on account of, the work included herein. The bonds shall be paid for by this Contractor. The Owner shall have the right to demand that the proof parties signing the bonds are duly authorized to do so.

4.2 FAILURE TO COMPLY WITH CONTRACT

4.2.1 If any firm entering into a contract with the State, or Agency that neglects or refuses to perform or fails to comply with the terms thereof, the Agency which signed the Contract may terminate the Contract and proceed to award a new contract in accordance with this Chapter 69, Title 29 of the Delaware Code or may require the Surety on the Performance Bond to complete the Contract in accordance with the terms of the Performance Bond. Nothing herein shall preclude the Agency from pursuing additional remedies as otherwise provided by law.

4.3 CONTRACT INSURANCE AND CONTRACT LIABILITY

4.3.1 In addition to the bond requirements stated in the Bid Documents, each successful Bidder shall purchase adequate insurance for the performance of the Contract and, by submission of a Bid, agrees to indemnify and save harmless and to defend all legal or equitable actions brought against the State, any Agency, officer and/or employee of the State, for and from all claims of liability which is or may be the result of the successful Bidder's actions during the performance of the Contract.

4.3.2 The purchase or nonpurchase of such insurance or the involvement of the successful Bidder in any legal or equitable defense of any action brought against the successful Bidder based upon work performed pursuant to the Contract will not waive any defense which the State, its agencies and their respective officers, employees and agents might otherwise have against such claims, specifically including the defense of sovereign immunity, where applicable, and by the terms of this section, the State and all agencies, officers and employees thereof shall not be financially responsible for the consequences of work performed, pursuant to said contract.

4.4 RIGHT TO AUDIT RECORDS

4.4.1 The Owner shall have the right to audit the books and records of a Contractor or any Subcontractor under any Contract or Subcontract to the extent that the books and records relate to the performance of the Contract or Subcontract.

4.4.2 Said books and records shall be maintained by the Contractor for a period of seven (7) years from the date of final payment under the Prime Contract and by the Subcontractor for a period of seven (7) years from the date of final payment under the Subcontract.

ARTICLE 5: SUBCONTRACTORS

5.1 SUBCONTRACTING REQUIREMENTS

5.1.1 All contracts for the construction, reconstruction, alteration or repair of any public building (not a road, street or highway) shall be subject to the following provisions:

1. A contract shall be awarded only to a Bidder whose Bid is accompanied by a statement containing, for each Subcontractor category, the name and address (city or town and State only – street number and P.O. Box addresses not required) of the subcontractor whose services the Bidder intends to use in performing the Work and providing the material for such Subcontractor category.
2. A Bid will not be accepted nor will an award of any Contract be made to any Bidder which, as the Prime Contractor, has listed itself as the Subcontractor for any Subcontractor unless:
 - A. It has been established to the satisfaction of the awarding Agency that the Bidder has customarily performed the specialty work of such Subcontractor category by artisans regularly employed by the Bidder's firm;
 - B. That the Bidder is duly licensed by the State to engage in such specialty work, if the State requires licenses; and
 - C. That the Bidder is recognized in the industry as a bona fide Subcontractor or Contractor in such specialty work and Subcontractor category.

5.1.2 The decision of the awarding Agency as to whether a Bidder who list itself as the Subcontractor for a Subcontractor category shall be final and binding upon all Bidders, and no action of any nature shall lie against any awarding agency or its employees or officers because of its decision in this regard.

5.1.3 After such a Contract has been awarded, the successful Bidder shall not substitute another Subcontractor for any Subcontractor whose name was set forth in the statement which accompanied the Bid without the written consent of the awarding Agency.

5.1.4 No Agency shall consent to any substitution of Subcontractors unless the Agency is satisfied that the Subcontractor whose name is on the Bidders accompanying statement:

- A. Is unqualified to perform the work required;
- B. Has failed to execute a timely reasonable Subcontract;
- C. Has defaulted in the performance on the portion of the work covered by the Subcontract; or
- D. Is no longer engaged in such business.

5.1.5 Should a Bidder be awarded a contract, such successful Bidder shall provide to the agency the taxpayer identification license numbers of such subcontractors. Such numbers shall be provided on the later of the date on which such subcontractor is required to be identified or the time the contract is executed. The successful Bidder shall provide to the agency to which it is contracting, within 30 days of entering into such public works contract, copies of all Delaware Business licenses of subcontractors and/or independent contractors that will perform work for such public works contract. However, if a subcontractor or independent contractor is hired or contracted more than 20 days after the Bidder entered the public works contract the Delaware Business license of such subcontractor or independent contractor shall be provided to the agency within 10 days of being contracted or hired.

5.1.6 The Contractor may employ additional Subcontractors on the jobsite only after submitting a copy of the Subcontractor's Employee Drug Testing Program to the Owner for approval. A Contractor or Subcontractor shall not commence work until the Owner has concluded its review and determined that the submitted Employee Drug Testing Program complies with OMB Regulation 4104.

5.2 PENALTY FOR SUBSTITUTION OF SUBCONTRACTORS

5.2.1 Should the Contractor fail to utilize any or all of the Subcontractors in the Contractor's Bid statement in the performance of the Work on the public bidding, the Contractor shall be penalized in the amount of (project specific amount*). The Agency may determine to deduct payments of the penalty from the Contractor or have the amount paid directly to the Agency. Any penalty amount assessed against the Contractor may be remitted or refunded, in whole or in part, by the Agency awarding the Contract, only if it is established to the satisfaction of the Agency that the Subcontractor in question has defaulted or is no longer engaged in such business. No claim for the remission or refund of any penalty shall be granted unless an application is filed within one year after the liability of the successful Bidder accrues. All penalty amounts assessed and not refunded or remitted to the contractor shall be reverted to the State.

*one (1) percent of contract amount not to exceed \$10,000

5.3 ASBESTOS ABATEMENT

5.3.1 The selection of any Contractor to perform asbestos abatement for State-funded projects shall be approved by the Office of Management and Budget, Division of Facilities Management pursuant to Chapter 78 of Title 16.

5.4 STANDARDS OF CONSTRUCTION FOR THE PROTECTION OF THE PHYSICALLY HANDICAPPED

5.4.1 All Contracts shall conform with the standard established by the Delaware Architectural Accessibility Board unless otherwise exempted by the Board.

5.5 CONTRACT PERFORMANCE

5.5.1 Any firm entering into a Public Works Contract that neglects or refuses to perform or fails to comply with its terms, the Agency may terminate the Contract and proceed to award a new Contract or may require the Surety on the Performance Bond to complete the Contract in accordance with the terms of the Performance Bond.

ARTICLE 6: CONSTRUCTION BY OWNER OR SEPARATE CONTRACTORS

- 6.1 The Owner reserves the right to simultaneously perform other construction or operations related to the Project with the Owner's own forces, and to award separate contracts in connection with other portions of the Project or other Projects at the same site.
- 6.2 The Contractor shall afford the Owner and other Contractors reasonable opportunity for access and storage of materials and equipment, and for the performance of their activities, and shall connect and coordinate their activities with other forces as required by the Contract Documents.

ARTICLE 7: CHANGES IN THE WORK

- 7.1 The Owner, without invalidating the Contract, may order changes in the Work consisting of Additions, Deletions, Modifications or Substitutions, with the Contract Sum and Contract completion date being adjusted accordingly. Such changes in the Work shall be authorized by written Change Order signed by the Professional, as the duly authorized agent, the Contractor and the Owner.
- 7.2 The Contract Sum and Contract Completion Date shall be adjusted only by a fully executed Change Order.
- 7.3 The additional cost, or credit to the Owner resulting from a change in the Work shall be by mutual agreement of the Owner, Contractor and the Architect. In all cases, this cost or credit shall be based on the 'DPE' wages required and the "invoice price" of the materials/equipment needed.
- 7.3.1 "DPE" shall be defined to mean "direct personnel expense". Direct payroll expense includes prevailing wage rates plus a maximum multiplier of 1.35 times DPE. For example, if the prevailing wage rate is \$50/hour, the DPE would be \$67.50/hour (50 x 1.35).
- 7.3.2 "Invoice price" of materials/equipment shall be defined to mean the actual cost of materials and/or equipment that is paid by the Contractor, (or subcontractor), to a material distributor, direct factory vendor, store, material provider, or equipment leasing entity. Rates for equipment that is leased and/or owned by the Contractor or subcontractor(s) shall not exceed those listed in the latest version of the "Means Building Construction Cost Data" publication.
- 7.3.3 In addition to the above:
- 7.3.3.1 The General Contractor is allowed a fifteen percent (15%) markup for overhead and profit for additional work performed by the General Contractor's own forces.
- 7.3.3.2 For additional subcontractor work, the Subcontractor is allowed a fifteen (15) percent overhead and profit on change order work above and beyond the direct costs stated previously. To this amount, the General Contractor will be allowed a mark-up not exceeding seven- and one-half percent (7.5%) on the subcontractor's work.
- 7.3.3.3 Where the Third Tier Contractor is going to be completing the additional work, the Third-Tier contractor will be allowed a markup of fifteen percent (15%) overhead and profit on

changes order work above and beyond the direct costs stated previously. To this amount, the Subcontractor will be allowed a markup not to exceed seven and one-half percent (7.5%) on the Third-Tier Contractor's work and the General Contractor will be allowed a markup not to exceed seven and one-half percent (7.5%) of the amount of the Subcontractor's markup.

7.3.3.4 No additional costs shall be allowed for changes related to the Contractor's onsite superintendent/staff, or project manager, unless a change in the work changes the project duration and is identified by the CPM schedule. There will be no other costs associated with the change order.

7.3.3.5 These markups shall include all costs including, but not limited to: overhead, profit, bonds, insurance, supervision, etc.

ARTICLE 8: TIME

8.1 Time limits, if any, are as stated in the Project Manual. By executing the Agreement, the Contractor confirms that the stipulated limits are reasonable, and that the Work will be completed within the anticipated time frame.

8.2 If progress of the Work is delayed at any time by changes ordered by the Owner, by labor disputes, fire, unusual delay in deliveries, abnormal adverse weather conditions, unavoidable casualties or other causes beyond the Contractor's control, the Contract Time shall be extended for such reasonable time as the Owner may determine.

8.3 Any extension of time beyond the date fixed for completion of the construction and acceptance of any part of the Work called for by the Contract, or the occupancy of the building by the Owner, in whole or in part, previous to the completion shall not be deemed a waiver by the Owner of his right to annul or terminate the Contract for abandonment or delay in the matter provided for, nor relieve the Contractor of full responsibility

8.4 SUSPENSION AND DEBARMENT

8.4.1 Per Section 6962(d)(14), Title 29, Delaware Code, "Any Contractor who fails to perform a public works contract or complete a public works project within the time schedule established by the Agency in the Invitation To Bid, may be subject to Suspension or Debarment for one or more of the following reasons: a) failure to supply the adequate labor supply ratio for the project; b) inadequate financial resources; or, c) poor performance on the Project."

8.4.2 "Upon such failure for any of the above stated reasons, the Agency that contracted for the public works project may petition the Director of the Office of Management and Budget for Suspension or Debarment of the Contractor. The Agency shall send a copy of the petition to the Contractor within three (3) working days of filing with the Director. If the Director concludes that the petition has merit, the Director shall schedule and hold a hearing to determine whether to suspend the Contractor, debar the Contractor or deny the petition. The Agency shall have the burden of proving, by a preponderance of the evidence, that the Contractor failed to perform or complete the public works project within the time schedule established by the Agency and failed to do so for one or more of the following reasons: a) failure to supply the adequate labor supply ratio for the project;

b) inadequate financial resources; or, c) poor performance on the project. Upon a finding in favor of the Agency, the Director may suspend a Contractor from Bidding on any project funded, in whole or in part, with public funds for up to 1 year for a first offense, up to 3 years for a second offense and permanently debar the Contractor for a third offense. The Director shall issue a written decision and shall send a copy to the Contractor and the Agency. Such decision may be appealed to the Superior Court within thirty (30) days for a review on the record.”

8.5 RETAINAGE

8.5.1 Per Section 6962(d)(5) a.3, Title 29, Delaware Code: The Agency may at the beginning of each public works project establish a time schedule for the completion of the project. If the project is delayed beyond the completion date due to the Contractor’s failure to meet their responsibilities, the Agency may forfeit, at its discretion, all or part of the Contractor’s retainage.

8.5.2 This forfeiture of retainage also applies to the timely completion of the punchlist. A punchlist will only be prepared upon the mutual agreement of the Owner, Architect and Contractor. Once the punchlist is prepared, all three parties will by mutual agreement, establish a schedule for its completion. Should completion of the punchlist be delayed beyond the established date due to the Contractor’s failure to meet their responsibilities, the Agency may hold permanently, at its discretion, all or part of the Contractor’s retainage.

ARTICLE 9: PAYMENTS AND COMPLETION

9.1 APPLICATION FOR PAYMENT

9.1.1 Applications for payment shall be made upon AIA Document G702. There will be a five percent (5%) retainage on all Contractor's monthly invoices until completion of the project. This retainage may become payable upon receipt of all required closeout documentation, provided all other requirements of the Contract Documents have been met.

9.1.2 A date will be fixed for the taking of the monthly account of work done. Upon receipt of Contractor's itemized application for payment, such application will be audited, modified, if found necessary, and approved for the amount. Statement shall be submitted to the Owner.

9.1.3 Section 6516, Title 29 of the Delaware Code annualized interest is not to exceed 12% per annum beginning thirty (30) days after the “presentment” (as opposed to the date) of the invoice.

9.2 PARTIAL PAYMENTS

9.2.1 Any public works Contract executed by any Agency may provide for partial payments at the option of the Owner with respect to materials placed along or upon the sites or stored at secured locations, which are suitable for use in the performance of the contract.

9.2.2 When approved by the agency, partial payment may include the values of tested and acceptable materials of a nonperishable or noncontaminative nature which have been produced or furnished for incorporation as a permanent part of the work yet to be completed, provided acceptable provisions have been made for storage.

GENERAL REQUIREMENTS

- 9.2.2.1 Any allowance made for materials on hand will not exceed the delivered cost of the materials as verified by invoices furnished by the Contractor, nor will it exceed the contract bid price for the material complete in place.
- 9.2.3 If requested by the Agency, receipted bills from all Contractors, Subcontractors, and material, men, etc., for the previous payment must accompany each application for payment. Following such a request, no payment will be made until these receipted bills have been received by the Owner.
- 9.3 SUBSTANTIAL COMPLETION
- 9.3.1 When the building has been made suitable for occupancy, but still requires small items of miscellaneous work, the Owner will determine the date when the project has been substantially completed.
- 9.3.2 If, after the Work has been substantially completed, full completion thereof is materially delayed through no fault of the Contractor, and without terminating the Contract, the Owner may make payment of the balance due for the portion of the Work fully completed and accepted. Such payment shall be made under the terms and conditions governing final payment that it shall not constitute a waiver of claims.
- 9.3.3 On projects where commissioning is included, the commissioning work as defined in the specifications must be complete prior to the issuance of substantial completion.
- 9.4 FINAL PAYMENT
- 9.4.1 Final payment, including the five percent (5%) retainage if determined appropriate, shall be made within thirty (30) days after the Work is fully completed and the Contract fully performed and provided that the Contractor has submitted the following closeout documentation (in addition to any other documentation required elsewhere in the Contract Documents):
- 9.4.1.1 Evidence satisfactory to the Owner that all payrolls, material bills, and other indebtedness connected with the work have been paid,
- 9.4.1.2 An acceptable RELEASE OF LIENS,
- 9.4.1.3 Copies of all applicable warranties,
- 9.4.1.4 As-built drawings,
- 9.4.1.5 Operations and Maintenance Manuals,
- 9.4.1.6 Instruction Manuals,
- 9.4.1.7 Consent of Surety to final payment.
- 9.4.1.8 The Owner reserves the right to retain payments, or parts thereof, for its protection until the foregoing conditions have been complied with, defective work corrected and all unsatisfactory conditions remedied.

ARTICLE 10: PROTECTION OF PERSONS AND PROPERTY

- 10.1 The Contractor shall be responsible for initiating, maintaining, and supervising all safety precautions and programs in connection with the performance of the Contract. The Contractor shall take all reasonable precautions to prevent damage, injury or loss to: workers, persons nearby who may be affected, the Work, materials and equipment to be incorporated, and existing property at the site or adjacent thereto. The Contractor shall give notices and comply with applicable laws ordinances, rules regulations, and lawful orders of public authorities bearing on the safety of persons and property and their protection from injury, damage, or loss. The Contractor shall promptly remedy damage and loss to property at the site caused in whole or in part by the Contractor, a Subcontractor, or anyone directly or indirectly employed by any of them, or by anyone for whose acts they may be liable.
- 10.2 The Contractor shall notify the Owner in the event any existing hazardous material such as lead, PCBs, asbestos, etc. is encountered on the project. The Owner will arrange with a qualified specialist for the identification, testing, removal, handling and protection against exposure or environmental pollution, to comply with applicable regulation laws and ordinances. The Contractor and Architect will not be required to participate in or to perform this operation. Upon completion of this work, the Owner will notify the Contractor and Architect in writing the area has been cleared and approved by the authorities in order for the work to proceed. The Contractor shall attach documentation from the authorities of said approval.
- 10.3 As required in the Hazardous Chemical Information Act of June 1984, all vendors supplying any materials that may be defined as hazardous, must provide Material Safety Data Sheets for those products. Any chemical product should be considered hazardous if it has a warning caution on the label relating to a potential physical or health hazard, if it is known to be present in the work place, and if employees may be exposed under normal conditions or in any foreseeable emergency situation. Material Safety Data Sheets must be provided directly to the Owner along with the shipping slips that include those products.
- 10.4 The Contractor shall certify to the Owner that materials incorporated into the Work are free of all asbestos. This certification may be in the form of Material Safety Data Sheet (MSDS) provided by the product manufacturer for the materials used in construction, as specified or as provided by the Contractor.

ARTICLE 11: INSURANCE AND BONDS

- 11.1 The Contractor shall carry all insurance required by law, such as Unemployment Insurance, etc. The Contractor shall carry such insurance coverage as they desire on their own property such as a field office, storage sheds or other structures erected upon the project site that belong to them and for their own use. The Subcontractors involved with this project shall carry whatever insurance protection they consider necessary to cover the loss of any of their personal property, etc.
- 11.2 Upon being awarded the Contract, the Contractor shall obtain a minimum of two (2) copies of all required insurance certificates called for herein, and submit one (1) copy of each certificate, to the Owner, within 20 days of contract award.

- 11.3 Bodily Injury Liability and Property Damage Liability Insurance shall, in addition to the coverage included herein, include coverage for injury to or destruction of any property arising out of the collapse of or structural injury to any building or structure due to demolition work and evidence of these coverages shall be filed with and approved by the Owner.
- 11.4 The Contractor's Property Damage Liability Insurance shall, in addition to the coverage noted herein, include coverage on all real and personal property in their care, custody and control damaged in any way by the Contractor or their Subcontractors during the entire construction period on this project.
- 11.5 Builders Risk (including Standard Extended Coverage Insurance) on the existing building during the entire construction period, may be provided by the Contractor under this contract. The Owner shall insure the existing building and all of its contents and all this new alteration work under this contract during entire construction period for the full insurable value of the entire work at the site. Note, however, that the Contractor and their Subcontractors shall be responsible for insuring building materials (installed and stored) and their tools and equipment whenever in use on the project, against fire damage, theft, vandalism, etc.
- 11.6 Certificates of the insurance company or companies stating the amount and type of coverage, terms of policies, etc., shall be furnished to the Owner, within 20 days of contract award.

11.7 The Contractor shall, at their own expense, (in addition to the above) carry the following forms of insurance:

11.7.1 Contractor's Contractual Liability Insurance

Minimum coverage to be:

Bodily Injury	\$1,000,000	for each occurrence
	\$3,000,000	aggregate
Property Damage	\$1,000,000	for each occurrence
	\$3,000,000	aggregate

11.7.2 Contractor's Protective Liability Insurance

Minimum coverage to be:

Bodily Injury	\$1,000,000	for each occurrence
	\$3,000,000	aggregate
Property Damage	\$1,000,000	for each occurrence
	\$3,000,000	aggregate

11.7.3 Automobile Liability Insurance

Minimum coverage to be:

Bodily Injury	\$1,000,000	for each person
	\$1,000,000	for each occurrence
Property Damage	\$500,000	per accident

11.7.4 Prime Contractor's and Subcontractors' policies shall include contingent and contractual liability coverage in the same minimum amounts as 11.7.1 above.

11.7.5 Workmen's Compensation (including Employer's Liability):

11.7.5.1 Minimum Limit on employer's liability to be as required by law.

11.7.5.2 Minimum Limit for all employees working at one site.

11.7.6 Certificates of Insurance must be filed with the Owner guaranteeing fifteen (15) days prior notice of cancellation, non-renewal, or any change in coverages and limits of liability shown as included on certificates.

11.7.7 Social Security Liability

11.7.7.1 With respect to all persons at any time employed by or on the payroll of the Contractor or performing any work for or on their behalf, or in connection with or arising out of the Contractor's business, the Contractor shall accept full and exclusive liability for the payment of any and all contributions or taxes or unemployment insurance, or old age retirement benefits, pensions or annuities now or hereafter imposed by the Government of the United States and the State or political subdivision thereof, whether the same be measured by wages, salaries or other remuneration paid to such persons or otherwise.

11.7.7.2 Upon request, the Contractor shall furnish Owner such information on payrolls or employment records as may be necessary to enable it to fully comply with the law imposing the aforesaid contributions or taxes.

11.7.7.3 If the Owner is required by law to and does pay any and/or all of the aforesaid contributions or taxes, the Contractor shall forthwith reimburse the Owner for the entire amount so paid by the Owner.

ARTICLE 12: UNCOVERING AND CORRECTION OF WORK

12.1 The Contractor shall promptly correct Work rejected by the Owner or failing to conform to the requirements of the Contract Documents, whether observed before or after Substantial Completion and whether or not fabricated, installed or completed, and shall correct any Work found to be not in accordance with the requirements of the Contract Documents within a period of two years from the date of Substantial Completion, or by terms of an applicable special warranty required by the Contract Documents. The provisions of this Article apply to work done by Subcontractors as well as to Work done by direct employees of the Contractor.

12.2 At any time during the progress of the work, or in any case where the nature of the defects shall be such that it is not expedient to have them corrected, the Owner, at their option, shall have the right to deduct such sum, or sums, of money from the amount of the contract as

they consider justified to adjust the difference in value between the defective work and that required under contract including any damage to the structure.

ARTICLE 13: MISCELLANEOUS PROVISIONS

13.1 CUTTING AND PATCHING

13.1.1 The Contractor shall be responsible for all cutting and patching. The Contractor shall coordinate the work of the various trades involved.

13.2 DIMENSIONS

13.2.1 All dimensions shown shall be verified by the Contractor by actual measurements at the project site. Any discrepancies between the drawings and specifications and the existing conditions shall be referred to the Owner for adjustment before any work affected thereby has been performed.

13.3 LABORATORY TESTS

13.3.1 Any specified laboratory tests of material and finished articles to be incorporated in the work shall be made by bureaus, laboratories or agencies approved by the Owner and reports of such tests shall be submitted to the Owner. The cost of the testing shall be paid for by the Contractor.

13.3.2 The Contractor shall furnish all sample materials required for these tests and shall deliver same without charge to the testing laboratory or other designated agency when and where directed by the Owner.

13.4 ARCHAEOLOGICAL EVIDENCE

13.4.1 Whenever, in the course of construction, any archaeological evidence is encountered on the surface or below the surface of the ground, the Contractor shall notify the authorities of the State Historic Preservation Office and suspend work in the immediate area for a reasonable time to permit those authorities, or persons designated by them, to examine the area and ensure the proper removal of the archaeological evidence for suitable preservation by the Division of Historical and Cultural Affairs.

13.5 GLASS REPLACEMENT AND CLEANING

13.5.1 The General Contractor shall replace without expense to the Owner all glass broken during the construction of the project. If job conditions warrant, at completion of the job the General Contractor shall have all glass cleaned and polished.

13.6 WARRANTY

13.6.1 For a period of two (2) years from the date of substantial completion, as evidenced by the date of final acceptance of the work, the contractor warrants that work performed under this contract conforms to the contract requirements and is free of any defect of equipment, material or workmanship performed by the contractor or any of his subcontractors or suppliers. However, manufacturer's warranties and guarantees, if for a period longer than two (2) years, shall take precedence over the above warranties. The contractor shall remedy,

at his own expense, any such failure to conform or any such defect. The protection of this warranty shall be included in the Contractor's Performance Bond.

ARTICLE 14: TERMINATION OR SUSPENSION OF THE CONTRACT

- 14.1 If the Contractor defaults or persistently fails or neglects to carry out the Work in accordance with the Contract Documents or fails to perform a provision of the Contract, the Owner, after seven days written notice to the Contractor, may make good such deficiencies and may deduct the cost thereof from the payment then or thereafter due the Contractor. Alternatively, at the Owner's option, and the Owner may terminate the Contract and take possession of the site and of all materials, equipment, tools, and machinery thereon owned by the Contractor and may finish the Work by whatever method the Owner may deem expedient. If the costs of finishing the Work exceed any unpaid compensation due the Contractor, the Contractor shall pay the difference to the Owner.
- 14.2 “If the continuation of this Agreement is contingent upon the appropriation of adequate state, or federal funds, this Agreement may be terminated on the date beginning on the first fiscal year for which funds are not appropriated or at the exhaustion of the appropriation. The Owner may terminate this Agreement by providing written notice to the parties of such non-appropriation. All payment obligations of the Owner will cease upon the date of termination. Notwithstanding the foregoing, the Owner agrees that it will use its best efforts to obtain approval of necessary funds to continue the Agreement by taking appropriate action to request adequate funds to continue the Agreement.”

END OF SECTION

EMPLOYEE DRUG TESTING REPORT FORM

Period Ending: _____

4104 Regulations for the Drug Testing of Contractor and Subcontractor Employees Working on Large Public Works Projects requires that Contractors and Subcontractors who work on Large Public Works Contracts funded all or in part with public funds maintain testing data that includes but is not limited to the data elements below.

Project Number: _____

Project Name: _____

Contractor/Subcontractor Name: _____

Contractor/Subcontractor Address: _____

Number of employees who worked on the jobsite during the report period: _____

Number of employees subject to random testing during the report period: _____

Number of Negative Results _____ Number of Positive Results _____

Action taken on employee(s) in response to a failed or positive random test:

Date: _____

This form is not required to be submitted to the Owner. Included as a reference to show information required to be maintained by the Contractor. The Owner shall have the right to periodically audit all Contractor and Subcontractor test results at the Contractor's or Subcontractor's offices (or by other means to make the data available for inspection by the Owner).

EMPLOYEE DRUG TESTING REPORT OF POSITIVE RESULTS

4104 Regulations for the Drug Testing of Contractor and Subcontractor Employees Working on Large Public Works Projects requires that Contractors and Subcontractors who work on Large Public Works Contracts funded all or in part with public funds to notify the Owner in writing of a positive random drug test.

Project Number: _____

Project Name: _____

Contractor/Subcontractor Name: _____

Contractor/Subcontractor Address: _____

Name of employee with positive test result: _____

Last 4 digits of employee SSN: _____

Date test results received: _____

Action taken on employee in response to a positive test result:

Authorized Representative of Contractor/Subcontractor: _____
(typed or printed)

Authorized Representative of Contractor/Subcontractor: _____
(signature)

Date: _____

This form shall be sent by mail to the Owner within 24 hours of receipt of test results.

Enclose this test results form in a sealed envelope with the notation "Drug Testing Form – DO NOT OPEN" on the face thereof and place in a separate mailing envelope.

**DNREC Division of Fish & Wildlife
Assawoman Wildlife Area – Viewing Tower
Mulberry Landing Road, Frankford, Delaware 19945
Contract No. NAT02022-ASSAWOMANTOWER**

**AFFIDAVIT OF
CRAFT TRAINING COMPLIANCE**

We, the contractor, hereby certify that we and all applicable subcontractors will abide by the contractor and subcontractor craft training requirements outlined below for the duration of the contract. Craft training must be provided by a contractor and/or subcontractor for each craft on a project for which there are Delaware Department of Labor approved and registered training programs or, if the contractor and/or subcontractor meets the requirements under Title 29, Chapter 69, Section 6960A.(b)(1)c.1.-3., payment may be made in accordance with Title 29, Chapter 69, Section 6960A.(b)(1)d. A list of crafts for which there are approved and registered training programs is maintained by the Delaware Department of Labor and can be found at: <https://laborfiles.delaware.gov/main/det/apprenticeship/DE%20Craft%20Training%20Occupation%20List%20Effective%20March%201%202022.pdf>. If you have questions regarding craft training programs, please submit all questions in writing to the Delaware Department of Labor at: apprenticeship@delaware.gov. ***This Affidavit of Craft Training Compliance must be submitted prior to contract execution.***

In accordance with Title 29, Chapter 69, Section 6960A.(a)(1), a contract relating to a public works project under § 6962 of Title 29 must include a craft training program for each craft in the project if at the time the contractor executes a public works contract, all of the following apply:

- a. A project meets the prevailing wage requirement under Section 6960 of Title 29.
- b. The contractor employs 10 or more total employees.
- c. The project is not a federal highway project, except for the project under Section 6962(c)(11) of Title 29.
- d. There is an apprenticeship program for a craft in the project on the list of crafts under Section 204(b)(2) of Title 19.

Pursuant to Title 29, Chapter 69, Section 6960A.(a)(2), ***a contractor must commit that all subcontractors provide craft training*** if paragraph (a)(1) of this section applies to the subcontractor. Failure to provide required craft training or payment on the project may subject the successful contractor and/or subcontractor(s) to penalties as outlined in Title 29, Chapter 69, Section 6960A.(d)(1)-(3).

Craft(s): _____

Contractor Name: _____

Contractor Address: _____

Contractor Program

Registration Number(s) _____

On this line also indicate whether DE, Other State (identify) or US Registration Number

Or

A payment has been made in the amount established under Section 204(b)(2)b.2. of Title 19, for the craft into the Delaware Department of Labor’s Apprenticeship and Training Fund.

Or

Craft Training requirements are not applicable because:

Authorized Representative (typed or printed): _____

Authorized Representative (signature): _____

Title: _____

State of Delaware)
) **ss:**
County of _____)

Before me, a notary public, in and for said county and state, personally appeared, _____, who acknowledged to me that she/he did execute the foregoing instrument on behalf of _____.

IN TESTIMONY WHEREOF, I have subscribed my name and affixed my official seal this ____ day of _____ 20__.

Notary Public
Commission Expires _____

THIS PAGE MUST BE SIGNED AND NOTARIZED TO BE CONSIDERED.

SECTION 011000 - SUMMARY

PART 1 - GENERAL

1.1 RELATED DOCUMENTS

- A. Drawings and general provisions of the Contract, including General and Supplementary Conditions and other Division 01 Specification Sections, apply to this Section.

1.2 SUMMARY

- A. Section Includes:

1. Project information.
2. Work covered by Contract Documents.
3. Work under separate contract.
4. Allowances.
5. Alternates.
6. Unit Prices.
7. Applications for Payment.
8. Owner Supplied Construction Documents.
9. Coordination.
10. Phased construction.
11. Access to site.
12. Coordination with occupants.
13. Work restrictions.
14. Specification and drawing conventions.
15. Field Engineering.
16. References and Standards.
17. Miscellaneous provisions.

- B. Related Requirements:

1. Section 015000 "Temporary Facilities and Controls" for limitations and procedures governing temporary use of Owner's facilities.

1.3 PROJECT INFORMATION

- A. Project Identification: Viewing Tower – Assawoman Wildlife Area.

1. Project Location: Assawoman Wildlife Area, Mulberry Landing Road, Franford, DE 19945.

- B. Owner: State of Delaware, Division of Natural Resources and Environmental Control, Division of Fish and Wildlife, 89 Kings Highway, Dover DE 19901.

- C. Architect/Engineer's Identification: The Contract Documents, dated January 2025, were prepared for this Project by Century Engineering, Inc and 550 S. Bay Road, Dover, DE 19901.

1.4 WORK COVERED BY CONTRACT DOCUMENTS

- A. The Work of Project is defined by the Contract Documents and consists of the following:
 - 1. Removal of the existing steel observation tower and foundations.
 - 2. Construction of new steel and timber viewing tower, stairs, and approach ramps.
 - 3. Construction of new paved and gravel parking.
 - 4. Construction of new concrete pad and surround for portable restroom.
 - 5. Installation of signage, as shown on the Contract Plans.
- B. Type of Contract:
 - 1. Project will be constructed under a single, lump sum prime contract.

1.5 UNIT PRICES

- A. Unit Prices quoted on the Bid form will be exercised as Owner option.
- B. Coordinate related work and modify surrounding work affected by accepted unit prices as required to complete the Work.
- C. Schedule of Unit Prices: Refer to Section 012200 Unit Prices.

1.6 APPLICATIONS FOR PAYMENT

- A. Submit three (3) originals of each application under procedures of Section 012900 Payment Procedures.
- B. Content and Format: Use the Project Manual table of contents to develop the Schedule of Values.

1.7 OWNER SUPPLIED CONSTRUCTION DOCUMENTS

- A. The Contractor will be furnished, free of charge, five (5) copies of the drawings and Project Manuals (or less if requested). Additional sets will be furnished at the cost of reproduction, postage and handling.

1.8 COORDINATION

- A. Coordinate Work of the various sections of Specifications to assure efficient and orderly sequence of installation of construction elements, with provisions for accommodating items installed later.
- B. Verify characteristics of elements of interrelated operating equipment are compatible; coordinate Work of various sections having interdependent responsibilities for installing, connecting to, and placing in service, such equipment.
- C. Coordinate space requirements and installation of mechanical, electrical and plumbing work which are indicated diagrammatically on Drawings. Follow routing shown for pipes, ducts, and

conduits, as closely as practicable; make runs parallel with lines of building. Utilize spaces efficiently to maximize accessibility for other installations, for maintenance, and for repairs.

- D. In finished areas (except as otherwise shown), conceal pipes, ducts, and wiring in the construction. Coordinate locations of fixtures and outlets with finish elements.
- E. Execute cutting and patching to integrate elements of Work, uncover ill-timed defective and non-conforming work, provide openings for penetrations of existing surfaces, and provide samples for testing. Seal penetrations through floors, walls, and ceilings.

1.9 ACCESS TO SITE

- A. General: Contractor shall have partial use of Project site for construction operations as indicated on Drawings by the Contract limits and as indicated by requirements of this Section.
- B. Use of Site: Limit use of Project site to areas within the Contract limits. Do not disturb portions of Project site beyond areas in which the Work is indicated.
 - 1. Limits: Confine construction operations to the areas as indicated. The surrounding buildings/site are occupied and the Owner's operations shall not be disturbed.
 - 2. Driveways, Walkways and Entrances: Keep public roads, public parking, driveways and entrances outside of the work area serving premises clear and available to Owner, Owner's employees, emergency vehicles and general public at all times. Do not use these areas for parking or storage of materials.
 - a. Schedule deliveries to minimize use of driveways and entrances by construction operations.
 - b. Schedule deliveries to minimize space and time requirements for storage of materials and equipment on-site.
 - 3. The adjacent building areas, site and properties are occupied and shall not be disturbed.

1.10 COORDINATION WITH OCCUPANTS

- A. Full Owner Occupancy: Owner will occupy site during entire construction period. Cooperate with Owner during construction operations to minimize conflicts and facilitate Owner usage. Perform the Work so as not to interfere with Owner's day-to-day operations. Maintain existing exits unless otherwise indicated.
 - 1. Maintain access to existing walkways, entrances, corridors, stairs and other adjacent occupied or used facilities. Do not close or obstruct walkways, entrances, stairs, corridors, or other occupied or used facilities without written permission from Owner and approval of authorities having jurisdiction. Entrances shall be open for the Owner's use at all times.
 - 2. Barricade work areas to keep the public from entering.
 - 3. Protect excavation from pedestrian and vehicular access.
 - 4. Notify Owner not less than one week in advance of activities that will affect Owner's operations.

1.11 WORK RESTRICTIONS

- A. Work Restrictions, General: Comply with restrictions on construction operations.
 - 1. Comply with limitations on use of public streets and with other requirements of authorities having jurisdiction.
 - 2. Refer to Section 011400 "Work Restrictions" for additional requirements.
- B. On-Site Work Hours: Limit work to the site and/or existing building to normal business working hours of 7:00 a.m. to 5:00 p.m., Monday through Friday, unless otherwise indicated.
 - 1. Weekend Hours: Weekend work shall not be allowed unless preapproved by the Owner.
 - 2. Early Morning Hours: Early morning hours are not allowed unless required for utility shut downs.
- C. Noise, Vibration, and Odors: Coordinate operations that may result in any level of noise and vibration, odors, or other disruption to the occupancy or use of adjacent occupied areas, the buildings and adjacent properties with the Owner.
 - 1. Notify Architect and Owner not less than seven (7) days in advance of proposed disruptive operations.
 - 2. Obtain Architect's and/or Owner's written permission before proceeding with disruptive operations.
- D. Nonsmoking Campus and Building: Smoking is prohibited within the boundaries of all state workplaces including all buildings, facilities, indoor and outdoor spaces and all the surrounding grounds owned by the State. This policy also includes but is not limited to parking lots, walkways, State vehicles and private vehicles parked or operated on State workplace property.

1.12 SPECIFICATION AND DRAWING CONVENTIONS

- A. Specification Content: The Specifications use certain conventions for the style of language and the intended meaning of certain terms, words, and phrases when used in particular situations. These conventions are as follows:
 - 1. Imperative mood and streamlined language are generally used in the Specifications. The words "shall," "shall be," or "shall comply with," depending on the context, are implied where a colon (:) is used within a sentence or phrase.
 - 2. Specification requirements are to be performed by Contractor unless specifically stated otherwise.
- B. Division 01 General Requirements: Requirements of Sections in Division 01 apply to the Work of all Sections in the Specifications.
- C. Drawing Coordination: Requirements for materials and products identified on Drawings are described in detail in the Specifications. One or more of the following are used on Drawings to identify materials and products:
 - 1. Terminology: Materials and products are identified by the typical generic terms used in the individual Specifications Sections.

2. Abbreviations: Materials and products are identified by abbreviations published as part of the U.S. National CAD Standard and scheduled on Drawings.
3. Keynoting: Materials and products are identified by reference keynotes referencing Specification Section numbers found in this Project Manual.

1.13 FIELD ENGINEERING

- A. Provide field engineering services; establish grades, lines, and levels, by use of recognized engineering survey practices.
- B. Control datum for survey is that shown on drawings. Locate and protect control and reference points.

1.14 REFERENCES AND STANDARDS

- A. For products specified by association or trade standards, comply with requirements of the standard, except when more rigid requirements are specified or are required by applicable codes.
- B. The date of the standard is that in effect as of the Bid date, except when a specific date is specified.
- C. Obtain copies of standards when required by Contract Documents. Maintain copy at job site during progress of the specific work.

1.15 MISCELLANEOUS PROVISIONS

A. SCHEDULE

1. The following is the required schedule for this work:
 - a. Bids Due: February 19, 2025 at 10:00 a.m. – Sharp.
 - b. Notice of Building Contract Award: Within thirty (30) days of receipt and acceptance of qualified low bid.
 - c. Purchase Order Issuance: The issuance of a State of Delaware purchase order is contingent upon the successful Contractor submitting bonds on State-approved forms, signed contracts and insurance certificates to the State of Delaware within 20 days of Notice of Award. A purchase order will be issued in approximately thirty days after these items have been submitted to the State of Delaware.
 - d. On-Site Mobilization: Upon receipt of State of Delaware purchase order.
 - e. Substantial Completion: The work shall be completed shall be completed by May 31, 2023.
 - f. Completion of Punch List: 21 days from date of substantial completion.
- 1) Refer to the General Requirements for additional details.

PART 2 - PRODUCTS (Not Used)

PART 3 - EXECUTION (Not Used)

END OF SECTION 011000

SECTION 011400 - WORK RESTRICTIONS

PART 1 - GENERAL

1.1 RELATED DOCUMENTS

- A. Drawings and general provisions of the Contract, including General and Supplementary Conditions and other Division 1 Specification Sections, apply to this Section.

1.2 USE OF PREMISES

- A. Use of Site: Limit use of premises to work in areas indicated. Do not disturb portions of site beyond areas in which the Work is indicated.
 - 1. Limits: Confine construction operations to the limits indicated on the drawings. Do not disturb areas to remain occupied during the renovations.
 - 2. Owner Occupancy: The surrounding occupied areas, site, buildings, roadways, access into the buildings, etc. beyond the work area shall remain accessible to the Owner.
 - 3. Parking: Contractor parking shall be within the Limits of Disturbance (LOD) shown on the plans. No parking shall be allowed in adjacent Park parking lots.
 - 4. Dumpster: Dumpster shall be located within the Limits of Disturbance (LOD) shown on the plans. The dumpster shall be covered to avoid windblown debris. Debris shall be removed on a regular basis in order to avoid an overflowing dumpster. Restoration of grounds disturbed by the dumpster will be required upon completion of the Project. "No Trespassing" signs shall be placed on the dumpster.
 - 5. Access: The site will be accessed through the Mulberry Landing Road to the Assawoman Wildlife Area.
 - 6. Storage: Storage of materials and equipment shall be within the LOD allowing passage of resident, emergency, and delivery vehicles.
 - 7. Public Roadways, Driveways, Entrances and Public Sidewalks: Keep public roadways, driveways, entrances and public sidewalks serving premises clear and available to the Public, Owner, Owner's employees and emergency vehicles at all times. Do not use these areas for parking or storage of materials.
 - a. Schedule deliveries to minimize use of roadways, driveways, sidewalks and entrances.
 - b. The Owner will not sign for any deliveries at any time.
 - c. Schedule deliveries to minimize space and time requirements for storage of materials and equipment on-site.
- B. Use of Existing Building: Maintain the existing building in a weathertight condition throughout renovation period. Repair damage caused by construction operations. Protect building and its contents during construction period.
 - 1. The Contractor shall be provided partial access to the Assawoman Wildlife Area as necessary to complete the work.
 - 2. Use of the Owner's telephones will not be allowed.
 - 3. Flammable materials shall be kept outside, away from all buildings, in a flammable liquid/material storage box.

4. Gas powered equipment will not be allowed in the buildings or near windows and intake louvers at any time.
5. Debris shall be removed from and around Assawoman Wildlife Area, including the sidewalks, trails and parking areas on a daily basis.
6. At no times shall equipment be left operating in and around Assawoman Wildlife Area after hours or when no one is present in the building.
7. Noisy activities shall take place during the hours defined by the State Parks and prescheduled with the Owner to avoid disruption of their activities.
8. Access to water will not be provided.
9. There will be no restroom facilities available during Assawoman Wildlife Area Historic Mill Roof Replacement. The Contractor shall provide a self-contained toilet unit securely attached to the ground and kept locked after hours.
10. Dogs or other animals shall not be brought onto the property at any time.
11. Children shall not be brought onto the site at any time.
12. The general surrounds of Assawoman Wildlife Area are open to the public and those working at the site shall not use abusive language.
13. Radios or other music-playing devices will not be allowed. Headphones and ear buds will not be allowed.
14. Fire extinguishers shall be kept in the areas under renovation all times.
15. All work taking place on the site shall be monitored by the contractor's project superintendent at all times even if the General Contractor's work forces are not working at the site.
16. The Project superintendent shall discuss weekly with the DNREC Project Manager to review the activities planned for that week to avoid miscommunication, facilitate the renovation process and to maintain the Owner's operations.

PART 2 - PRODUCTS (Not Used)

PART 3 - EXECUTION (Not Used)

END OF SECTION 011400

SECTION 012300 - ALTERNATES

PART 1 - GENERAL

1.1 RELATED DOCUMENTS

- A. Drawings and general provisions of the Contract, including General and Supplementary Conditions and other Division 1 Specification Sections, apply to this Section.

1.2 SUMMARY

- A. This Section includes administrative and procedural requirements for alternates.

1.3 DEFINITIONS

- A. Alternate: An amount proposed by bidders and stated on the Bid Form for certain work defined in the Bidding Requirements that may be added to or deducted from the Base Bid amount if Owner decides to accept a corresponding change either in the amount of construction to be completed or in the products, materials, equipment, systems, or installation methods described in the Contract Documents.
 - 1. The cost or credit for each alternate is the net addition to or deduction from the Contract Sum to incorporate alternate into the Work. No other adjustments are made to the Contract Sum.

1.4 PROCEDURES

- A. Coordination: Modify or adjust affected adjacent work as necessary to completely integrate work of the alternate into Project.
 - 1. Include as part of each alternate, miscellaneous devices, accessory objects, and similar items incidental to or required for a complete installation whether or not indicated as part of alternate.
- B. Notification: Immediately following award of the Contract, notify each party involved, in writing, of the status of each alternate. Indicate if alternates have been accepted, rejected, or deferred for later consideration. Include a complete description of negotiated modifications to alternates.
- C. Execute accepted alternates under the same conditions as other work of the Contract.
- D. Schedule: A Schedule of Alternates is included at the end of this Section. Specification Sections referenced in schedule contain requirements for materials necessary to achieve the work described under each alternate.

PART 2 - PRODUCTS (Not Used)

PART 3 - EXECUTION

3.1 SCHEDULE OF ALTERNATES

- A. Alternate 1: Gravel Parking Lot #2.
 - 1. Construct new gravel parking lot using graded aggregate base course material at location shown on the Contract Plans, Sheet C302.
 - 2. Base Bid includes all other work including removal of existing tower, construction of new tower, construction of boardwalk/ramp, construction of paved and gravel parking and walkways adjacent to boardwalk/ramp, installation of Owner supplied Information Kiosk as shown on the Contract Plans.

END OF SECTION 012300

SECTION 012400 - PERMITS

PART 1 - GENERAL

1.1 RELATED DOCUMENTS

- A. Drawings and general provisions of the Contract, including General and Supplementary Conditions and other Division 1 Specification Sections, apply to this Section.

1.2 SUMMARY

- A. This Section includes permits that have been issued for this Project as well as permits-in-progress initiated by the Owner and those required Contractor application.

1.3 DEFINITIONS

- A. Permits: A document issued by the Authorities having jurisdiction approving specific construction. Permits may approve the documents as submitted or contain caveats that are to be followed.
 - 1. Preconstruction Permits: Permits issued prior to the bidding and award and which are required prior to proceeding to this stage.
 - 2. Post Bid Permits: Permits required to be applied for by the successful contractor. These include demolition permits, building permits and sub-permits such as mechanical, electrical, fire suppression and plumbing.
 - 3. Post Construction Permits: Permits issued by the authorities having jurisdiction stating that a structure or portion of the structure has been approved as complying with applicable laws, regulations and codes and may be occupied and put to its intended use.

1.4 RESPONSIBILITIES

- A. The Contractor shall abide by the approved permits which are to include the notations provided by the entity/person approving the permit.
- B. The Contractor is responsible for obtaining and paying for all construction permits unless stated otherwise in the construction documents.
 - 1. The Contractor shall conform to all of the regulations and requirements, and shall be responsible for costs associated therewith, of all permits required of the Work.
 - 2. The Contractor shall be responsible for scheduling all inspections as required by the permits.

PART 2 - PRODUCTS (Not Used)

PART 3 - EXECUTION

3.1 SCHEDULE OF ISSUED PERMITS

- A. United States Army Corp of Engineers.
- B. Department of Natural Resources and Environmental Control (DNREC).
 - 1. State of Delaware Architectural Accessibility Board.
 - 2. Delaware State Historic Preservation Office (SHPO).

END OF SECTION 012400

SECTION 01 26 00 – CONTRACT MODIFICATION PROCEDURES

PART 1 - GENERAL

1.1 RELATED DOCUMENTS

- A. Drawings and general provisions of the Contract, including General and Supplementary Conditions and other Division 1 Specification Sections, apply to this Section.

1.2 SUMMARY

- A. This Section specifies administrative and procedural requirements for handling and processing Contract modifications.
- B. Related Sections include the following:
 - 1. Division 1 Section “Submittal Procedures for” administrative procedures for handling requests for substitutions made after Contract award.

1.3 MINOR CHANGES IN THE WORK

- A. Architect will issue supplemental instructions authorizing Minor Changes in the Work, not involving adjustment to the Contract Sum or the Contract Time, on AIA Document G710, "Architect's Supplemental Instructions.

1.4 PROPOSAL REQUESTS

- A. Owner-Initiated Proposal Requests: Architect will issue a detailed description of proposed changes in the Work that may require adjustment to the Contract Sum or the Contract Time. If necessary, the description will include supplemental or revised Drawings and Specifications.
 - 1. Proposal Requests issued by Architect are for information only. Do not consider them instructions either to stop work in progress or to execute the proposed change.
 - 2. Within time specified in Proposal Request after receipt of Proposal Request, submit a quotation estimating cost adjustments to the Contract Sum and the Contract Time necessary to execute the change.
 - a. Include a list of quantities of products required or eliminated and unit costs, with total amount of purchases and credits to be made. If requested, furnish survey data to substantiate quantities.
 - b. Indicate applicable taxes, delivery charges, equipment rental, and amounts of trade discounts.
 - c. Include an updated Contractor's Construction Schedule that indicates the effect of the change, including, but not limited to, changes in activity duration, start and finish times, and activity relationship. Use available total float before requesting an extension of the Contract Time.
- B. Contractor-Initiated Proposals: If latent or unforeseen conditions require modifications to the Contract, Contractor may propose changes by submitting a request for a change.

1. Include a statement outlining reasons for the change and the effect of the change on the Work. Provide a complete description of the proposed change. Indicate the effect of the proposed change on the Contract Sum and the Contract Time.
2. Include a list of quantities of products required or eliminated and unit costs, with total amount of purchases and credits to be made. If requested, furnish survey data to substantiate quantities.
3. Indicate applicable taxes, delivery charges, equipment rental, and amounts of trade discounts.
4. Include an updated Contractor's Construction Schedule that indicates the effect of the change, including, but not limited to, changes in activity duration, start and finish times, and activity relationship. Use available total float before requesting an extension of the Contract Time.
5. Comply with requirements in Division 1 Section "Product Requirements" if the proposed change requires substitution of one product or system for product or system specified.

1.5 CHANGE ORDER PROCEDURES

- A. On Owner's approval of a Proposal Request, Architect will issue a Change Order for signatures of Owner and Contractor on AIA Document G701.

1.6 CONSTRUCTION CHANGE DIRECTIVE

- A. Construction Change Directive: Architect may issue a Construction Change Directive on AIA Document G714. Construction Change Directive instructs Contractor to proceed with a change in the Work, for subsequent inclusion in a Change Order.
 1. Construction Change Directive contains a complete description of change in the Work. It also designates method to be followed to determine change in the Contract Sum or the Contract Time.
- B. Documentation: Maintain detailed records on a time and material basis of work required by the Construction Change Directive.
 1. After completion of change, submit an itemized account and supporting data necessary to substantiate cost and time adjustments to the Contract.

PART 2 - PRODUCTS (Not Used)

PART 3 - EXECUTION (Not Used)

END OF SECTION

SECTION 01 29 00 – PAYMENT PROCEDURES

PART 1 - GENERAL

1.1 RELATED DOCUMENTS

- A. Drawings and general provisions of the Contract, including General and Supplementary Conditions and other Division 1 Specification Sections, apply to this Section.

1.2 SUMMARY

- A. This Section specifies administrative and procedural requirements necessary to prepare and process Applications for Payment.
- B. Related Sections include the following:
 - 1. Division 1 Section "Contract Modification Procedures" for administrative procedures for handling changes to the Contract.
 - 2. Division 1 Section "Construction Progress Documentation" for administrative requirements governing preparation and submittal of Contractor's Construction Schedule.

1.3 DEFINITIONS

- A. Schedule of Values: A statement furnished by Contractor allocating portions of the Contract Sum to various portions of the Work and used as the basis for reviewing Contractor's Applications for Payment.

1.4 SCHEDULE OF VALUES

- A. Coordination: Coordinate preparation of the Schedule of Values with preparation of Contractor's Construction Schedule.
 - 1. Correlate line items in the Schedule of Values with other required administrative forms and schedules, including the following:
 - a. Application for Payment forms with Continuation Sheets.
 - 2. Submit the Schedule of Values to Architect at earliest possible date but no later than seven days before the date scheduled for submittal of initial Applications for Payment.
- B. Format and Content: Use the Project Manual table of contents as a guide to establish line items for the Schedule of Values. Provide at least one line item for each Specification Section.
 - 1. Identification: Include the following Project identification on the Schedule of Values:
 - a. Project name and location.
 - b. Name of Architect.
 - c. Architect's project number.
 - d. Contractor's name and address.
 - e. Date of submittal.

2. Arrange the Schedule of Values in tabular form with separate columns to indicate the following for each item listed:
 - a. Related Specification Section or Division.
 - b. Description of the Work.
 - c. Change Orders (numbers) that affect value.
 - d. Dollar value.
 - 1) Percentage of the Contract Sum to nearest one-hundredth percent, adjusted to total 100 percent.
3. Provide a breakdown of the Contract Sum in enough detail to facilitate continued evaluation of Applications for Payment and progress reports. Coordinate with the Project Manual table of contents. Provide several line items for principal subcontract amounts, where appropriate.
4. Round amounts to nearest whole dollar; total shall equal the Contract Sum.
5. Provide a separate line item in the Schedule of Values for each part of the Work where Applications for Payment may include materials or equipment purchased or fabricated and stored, but not yet installed.
 - a. Differentiate between items stored on-site and items stored off-site. Include evidence of insurance or bonded warehousing if required.
6. Provide separate line items in the Schedule of Values for initial cost of materials, for each subsequent stage of completion, and for total installed value of that part of the Work.
7. Each item in the Schedule of Values and Applications for Payment shall be complete. Include total cost and proportionate share of general overhead and profit for each item.
 - a. Temporary facilities and other major cost items that are not direct cost of actual work-in-place may be shown either as separate line items in the Schedule of Values or distributed as general overhead expense, at Contractor's option.
8. Schedule Updating: Update and resubmit the Schedule of Values before the next Applications for Payment when Change Orders or Construction Change Directives result in a change in the Contract Sum.

1.5 APPLICATIONS FOR PAYMENT

- A. Each Application for Payment shall be consistent with previous applications and payments as certified by Architect and paid for by Owner.
 1. Initial Application for Payment, Application for Payment at time of Substantial Completion, and final Application for Payment involve additional requirements.
- B. Payment Application Times: The date for each progress payment is indicated in the Agreement between Owner and Contractor. The period of construction Work covered by each Application for Payment is the period indicated in the Agreement.
- C. Payment Application Forms: Use AIA Document G702 and AIA Document G703 Continuation Sheets as form for Applications for Payment.

- D. Application Preparation: Complete every entry on form. Notarize and execute by a person authorized to sign legal documents on behalf of Contractor. Architect will return incomplete applications without action.
1. Entries shall match data on the Schedule of Values and Contractor's Construction Schedule. Use updated schedules if revisions were made.
 2. Include amounts of Change Orders and Construction Change Directives issued before last day of construction period covered by application.
- E. Transmittal: Submit 3 signed and notarized original copies of each Application for Payment to Architect by a method ensuring receipt within 24 hours. One copy shall include waivers of lien and similar attachments if required.
1. Transmit each copy with a transmittal form listing attachments and recording appropriate information about application.
- F. Initial Application for Payment: Administrative actions and submittals that must precede or coincide with submittal of first Application for Payment include the following:
1. List of subcontractors.
 2. Schedule of Values.
 3. Contractor's Construction Schedule (preliminary if not final).
 4. List of Contractor's staff assignments (Project Superintendent specifically).
 5. Copies of building permits.
 6. Certificates of insurance and insurance policies.
 7. Performance and payment bonds.
- G. Application for Payment at Substantial Completion: After issuing the Certificate of Substantial Completion, submit an Application for Payment showing 100 percent completion for portion of the Work claimed as substantially complete.
1. Include documentation supporting claim that the Work is substantially complete and a statement showing an accounting of changes to the Contract Sum.
- H. Final Payment Application: Submit final Application for Payment with releases and supporting documentation not previously submitted and accepted, including, but not limited, to the following:
1. Updated final statement, accounting for final changes to the Contract Sum.
 2. AIA Document G706, "Contractor's Affidavit of Payment of Debts and Claims."
 3. AIA Document G706A, "Contractor's Affidavit of Release of Liens."
 4. AIA Document G707, "Consent of Surety to Final Payment."

PART 2 - PRODUCTS (Not Used)

PART 3 - EXECUTION (Not Used)

END OF SECTION

(This Page Intentionally Left Blank)

SECTION 013100 - PROJECT MANAGEMENT AND COORDINATION

PART 1 - GENERAL

1.1 RELATED DOCUMENTS

- A. Drawings and general provisions of the Contract, including General and Supplementary Conditions and other Division 1 Specification Sections, apply to this Section.

1.2 SUMMARY

- A. This Section includes administrative provisions for coordinating construction operations on Project including, but not limited to, the following:
 - 1. General project coordination procedures.
 - 2. Administrative and supervisory personnel.
 - 3. Project meetings.
- B. Related Sections: The following Sections contain requirements that relate to this Section:
 - 1. Division 1 Section "Construction Progress Documentation" for preparing and submitting the Contractor's Construction Schedule.
 - 2. Division 1 Section "Closeout Procedures" for coordinating Contract closeout.

1.3 COORDINATION

- A. Coordination: Coordinate construction operations included in various Sections of the Specifications to ensure efficient and orderly installation of each part of the Work. Coordinate construction operations, included in different Sections that depend on each other for proper installation, connection, and operation.
 - 1. Schedule construction operations in sequence required to obtain the best results where installation of one part of the Work depends on installation of other components, before or after its own installation.
 - 2. Coordinate installation of different components with subcontractors to ensure maximum accessibility for required maintenance, service, and repair.
 - 3. Make adequate provisions to accommodate items scheduled for later installation.
- B. If necessary, prepare memoranda for distribution to each party involved, outlining special procedures required for coordination. Include such items as required notices, reports, and list of attendees at meetings.
 - 1. Prepare similar memoranda for Owner if coordination of their Work is required.
- C. Administrative Procedures: Coordinate scheduling and timing of required administrative procedures with other construction activities and activities of other contractors to avoid conflicts and to ensure orderly progress of the Work. Such administrative activities include, but are not limited to, the following:
 - 1. Preparation of Contractor's Construction Schedule.
 - 2. Preparation of the Schedule of Values.
 - 3. Installation and removal of temporary facilities and controls.
 - 4. Delivery and processing of submittals.
 - 5. Progress meetings.
 - 6. Preinstallation conferences.
 - 7. Project closeout activities.

1.4 SUBMITTALS

- A. Staff Names: Within 15 days of notice to proceed, submit a list of principal staff assignments, including superintendent and other personnel in attendance at Project site. Identify individuals and their duties and responsibilities; list addresses and telephone numbers, including home and office telephone numbers. Provide names, addresses, and telephone numbers of individuals assigned as standbys in the absence of individuals assigned to Project.

1.5 PROJECT MEETINGS

- A. General: The Architect will schedule and conduct meetings and conferences at Project site, unless otherwise indicated.
 - 1. Attendees: Inform participants and others involved, and individuals whose presence is required, of date and time of each meeting.
 - 2. Minutes: The Architect will record significant discussions and agreements achieved. The minutes will be distributed to everyone concerned, including Owner, within 7 days of the meeting.
- B. Preconstruction Conference: A preconstruction conference will be scheduled before the start of construction, at a time convenient to the Owner and Contractor, but no later than 15 days after execution of the Agreement. The conference will be held at the Project. The meeting will be conducted to review responsibilities and personnel assignments.
 - 1. Attendees: Authorized representatives of Owner, Architect, and their consultants; Contractor and its superintendent; major subcontractors; and other concerned parties shall attend the conference. All participants at the conference shall be familiar with Project and authorized to conclude matters relating to the Work.
 - 2. Agenda: Items of significance that could affect progress will be discussed, including the following:
 - a. Tentative construction schedule.
 - b. Designation of responsible personnel.
 - c. Procedures for processing field decisions and Change Orders.
 - d. Procedures for processing Applications for Payment.
 - e. Submittal procedures.
 - f. Preparation of Record Documents.
 - g. Use of the premises.
 - h. Responsibility for temporary facilities and controls.
 - i. Parking availability.
 - j. Storage areas.
 - k. Equipment deliveries and priorities.
 - l. Progress cleaning.
 - m. Working hours.
- C. Progress Meetings: Progress meetings will be conducted every two weeks. Coordinate dates of meetings with preparation of payment requests.
 - 1. Attendees: In addition to representatives of Owner and Architect, each contractor, subcontractor, supplier, and other entity concerned with current progress or involved in planning, coordination, or performance of future activities shall be represented at these meetings. All participants at the conference shall be familiar with Project and authorized to conclude matters relating to the Work.
 - 2. Agenda: Review and correct or approve minutes of previous progress meeting. Review other items of significance that could affect progress. Include topics for discussion as appropriate to status of Project.
 - a. Contractor's Construction Schedule: Review progress since the last meeting. Determine whether each activity is on time, ahead of schedule, or behind schedule, in relation to Contractor's Construction Schedule. Determine how construction behind schedule will be expedited; secure commitments from parties involved to do so. Discuss whether schedule revisions are required to ensure that current and subsequent activities will be completed within the Contract Time.
 - b. Review present and future needs of each entity present, including the following:
 - 1) Deliveries.
 - 2) Off-site fabrication.

- 3) Access.
 - 4) Site utilization.
 - 5) Temporary facilities and controls.
 - 6) Work hours.
 - 7) Progress cleaning.
 - 8) Quality and work standards.
3. Reporting: The Architect will distribute minutes of the meeting to each party present and to parties who should have been present. A brief summary, in narrative form, of progress since the previous meeting and report will be included.
- a. Schedule Updating: Revise Contractor's Construction Schedule after each progress meeting where revisions to the schedule have been made or recognized. The revised schedule will be issued concurrently with the report of each meeting.

PART 2 - PRODUCTS (Not Used)

PART 3 - EXECUTION (Not Used)

END OF SECTION 013100

(THIS PAGE LEFT INTENTIONALLY BLANK)

SECTION 01 31 50 – FIELD ENGINEERING

PART 1 - GENERAL

1.1 RELATED DOCUMENTS

- A. Drawings and general provisions of the Contract, including General and Supplementary Conditions and other Division 1 Specification Sections, apply to this Section.

1.2 SUMMARY

- A. This Section includes administrative provisions and procedural requirements for Field Engineering services, including, but not necessarily limited to the following:
 - 1. Land Survey Work.
 - 2. Engineering services.

1.3 SUBMITTALS

- A. Certificates: Submit a certificate signed by the Land Surveyor certifying that the location and elevation of improvements comply with the Contract Documents.
- B. Project Record Documents: Submit a record of Work performed and record survey data as required under provisions of Sections "Submittals" and "Project Closeout".

1.4 QUALITY ASSURANCE

- A. Surveyor: Engage a Professional Land Surveyor, licensed in the State of Delaware, to perform required surveying services to ensure that grades, lines, levels, and locations of the Work are in compliance with the Contract Documents.
- B. Engineer: Engage a Professional Engineer of the discipline required, registered in the State of Delaware, to perform required engineering services.

1.5 EXAMINATION

- A. The Owner will identify existing control points and property line corner stakes.
- B. Verify layout information shown on the Drawings, in relation to the property survey and existing benchmarks before proceeding to layout the Work. Locate and protect existing benchmarks and control points. Preserve permanent reference points during construction.
 - 1. Do not change or relocate benchmarks or control points without prior written approval. Promptly report lost or destroyed reference points, or requirements to relocate reference points because of necessary changes in grades or locations.
 - 2. Promptly replace lost or destroyed Project control points. Base replacements on the original survey control points.
- C. Establish and maintain a minimum of two permanent benchmarks on the site, referenced to data established by survey control points.

PROJECT NAME

Date of Issue

Project Manual

Division of Parks and Recreation Project No.

1. Record benchmark locations, with horizontal and vertical data, on Project Record Documents.
- D. Existing utilities and equipment: The existence and location of underground and other utilities and construction indicated as existing are not guaranteed. Before beginning sitework, investigate and verify the existence and location of underground utilities and other construction.

1.6 PERFORMANCE

- A. Working from lines and levels established by the property survey, establish benchmarks and markers to set lines and levels at each story of construction and elsewhere as needed to properly locate each element of the Project. Calculate and measure required dimensions within indicated or recognized tolerances. Do not scale Drawings to determine dimensions.
 1. Advise entities engaged in construction activities, of marked lines and levels provided for their use.
 2. As construction proceeds, check every major element for line, level and plumb.
- B. Surveyor's Log: Maintain a surveyor's log of control and other survey Work. Make this log available for reference.
 1. Record deviations from required lines and levels and advise the Architect when deviations that exceed indicated or recognized tolerances are detected. On Project Record Drawings, record deviations that are accepted and not corrected.
 2. On completion of foundation walls, major site improvements, and other Work requiring field engineering services, prepare a certified survey showing dimensions, locations, angles and elevations of construction and sitework.
- C. Site Improvements: Locate and lay out site improvements, including pavements, stakes for grading, fill and topsoil placement, utility slopes and invert elevations by instrumentation and similar appropriate means.
- D. Building Lines and Levels: Locate and lay out batter boards for structures, building foundations, column grids and locations, floor levels and control lines and levels required for mechanical and electrical work.

PART 2 - PRODUCTS (Not Used)

PART 3 - EXECUTION (Not Used)

END OF SECTION

SECTION 013200 - CONSTRUCTION PROGRESS DOCUMENTATION

PART 1 - GENERAL

1.1 RELATED DOCUMENTS

- A. Drawings and general provisions of the Contract, including General and Supplementary Conditions and other Division 1 Specification Sections, apply to this Section.

1.2 SUMMARY

- A. This Section includes administrative and procedural requirements for documenting the progress of construction during performance of the Work, including the following:
 - 1. Contractor's Construction Schedule.
 - 2. Field condition reports.
 - 3. Special reports.
- B. Related Sections include the following:
 - 1. Division 1 Section "Payment Procedures" for submitting the Schedule of Values.
 - 2. Division 1 Section "Project Management and Coordination" for submitting and distributing meeting and conference minutes.

1.3 DEFINITIONS

- A. Activity: A discrete part of a project that can be identified for planning, scheduling, monitoring, and controlling the construction project. Activities included in a construction schedule consume time and resources.
 - 1. Critical activities are activities on the critical path. They must start and finish on the planned early start and finish times.
- B. CPM: Critical path method, which is a method of planning and scheduling a construction project where activities are arranged based on activity relationships. Network calculations determine when activities can be performed and the critical path of Project.
- C. Critical Path: The longest connected chain of interdependent activities through the network schedule that establishes the minimum overall Project duration and contains no float.
- D. Event: The starting or ending point of an activity.
- E. Major Area: A story of construction, a separate building, or a similar significant construction element.
- F. Milestone: A key or critical point in time for reference or measurement.

1.4 SUBMITTALS

- A. Preliminary Construction Schedule: Submit two opaque copies.
- B. Contractor's Construction Schedule: Submit two opaque copies of initial schedule, large enough to show entire schedule for entire construction period.
- C. Field Condition Reports: Submit two copies at time of discovery of differing conditions.
- D. Special Reports: Submit two copies at time of unusual event.

1.5 COORDINATION

- A. Coordinate preparation and processing of schedules and reports with performance of construction activities and with scheduling and reporting of separate contractors.
- B. Coordinate Contractor's Construction Schedule with the Schedule of Values, list of subcontracts, Submittals Schedule, progress reports, payment requests, and other required schedules and reports.
 - 1. Secure time commitments for performing critical elements of the Work from parties involved.
 - 2. Coordinate each construction activity in the network with other activities and schedule them in proper sequence.

PART 2 - PRODUCTS

2.1 CONTRACTOR'S CONSTRUCTION SCHEDULE, GENERAL

- A. Procedures: Comply with procedures contained in AGC's "Construction Planning & Scheduling."
- B. Time Frame: Extend schedule from date established for commencement of the Work to date of Substantial Completion.
 - 1. Contract completion date shall not be changed by submission of a schedule that shows an early completion date, unless specifically authorized by Change Order.
- C. Activities: Treat each separate area as a separate numbered activity for each principal element of the Work. Comply with the following:
 - 1. Activity Duration: Define activities so no activity is longer than 20 days, unless specifically allowed by Architect.
 - 2. Submittal Review Time: Include review and resubmittal times indicated in Division 1 Section "Submittal Procedures" in schedule. Coordinate submittal review times in Contractor's Construction Schedule with Submittals Schedule.
 - 3. Substantial Completion: Indicate completion in advance of date established for Substantial Completion, and allow time for Architect's administrative procedures necessary for certification of Substantial Completion.

- D. Constraints: Include constraints and work restrictions indicated in the Contract Documents and as follows in schedule, and show how the sequence of the Work is affected.
1. Work Restrictions: Show the effect of the following items on the schedule:
 - a. Coordination with existing construction.
 - b. Use of premises restrictions.
 - c. Provisions for future construction.
 - d. Seasonal variations.
 - e. Environmental control.
 2. Work Stages: Indicate important stages of construction for each major portion of the Work, including, but not limited to, the following:
 - a. Mockups.
 - b. Fabrication.
 - c. Deliveries.
 - d. Installation.
- E. Milestones: Include milestones indicated in the Contract Documents in schedule, including, but not limited to, the Notice to Proceed, Substantial Completion, and Final Completion.
- F. Contract Modifications: For each proposed contract modification and concurrent with its submission, prepare a time-impact analysis using fragnets to demonstrate the effect of the proposed change on the overall project schedule.

2.2 CONSTRUCTION SCHEDULE

- A. Bar-Chart Schedule: Submit horizontal bar-chart-type construction schedule within five days of date established for commencement of the Work.
- B. Preparation: Indicate each significant construction activity separately. Identify first workday of each week with a continuous vertical line. Outline significant construction activities.

2.3 REPORTS

- A. Daily Construction Reports: Prepare a daily construction report recording the following information concerning events at Project site:
1. List of subcontractors at Project site.
 2. List of separate contractors at Project site.
 3. Approximate count of personnel at Project site.
 4. Equipment at Project site.
 5. Material deliveries.
 6. High and low temperatures and general weather conditions.
 7. Accidents.
 8. Meetings and significant decisions.
 9. Unusual events (refer to special reports).
 10. Stoppages, delays, shortages, and losses.

11. Emergency procedures.
12. Orders and requests of authorities having jurisdiction.
13. Change Orders received and implemented.
14. Construction Change Directives received and implemented.
15. Substantial Completions authorized.

- B. Field Condition Reports: Immediately on discovery of a difference between field conditions and the Contract Documents, prepare and submit a detailed report. Submit with a request for interpretation. Include a detailed description of the differing conditions, together with recommendations for changing the Contract Documents.

2.4 SPECIAL REPORTS

- A. General: Submit special reports directly to Owner within one day of an occurrence. Distribute copies of report to parties affected by the occurrence.
- B. Reporting Unusual Events: When an event of an unusual and significant nature occurs at Project site, whether or not related directly to the Work, prepare and submit a special report. List chain of events, persons participating, response by Contractor's personnel, evaluation of results or effects, and similar pertinent information. Advise Owner in advance when these events are known or predictable.

PART 3 - EXECUTION

3.1 CONTRACTOR'S CONSTRUCTION SCHEDULE

- A. Contractor's Construction Schedule Updating: At bi-weekly intervals, update schedule to reflect actual construction progress and activities. Issue schedule at each regularly scheduled progress meeting.
1. Revise schedule immediately after each meeting or other activity where revisions have been recognized or made. Issue updated schedule concurrently with the report of each such meeting.
 2. As the Work progresses, indicate Actual Completion percentage for each activity.
- B. Distribution: Distribute copies of approved schedule to Architect, Owner, separate contractors, and other parties identified by Contractor with a need-to-know schedule responsibility.

END OF SECTION 013200

SECTION 013300 - SUBMITTAL PROCEDURES

PART 1 - GENERAL

1.1 RELATED DOCUMENTS

- A. Drawings and general provisions of the Contract, including General and Supplementary Conditions and other Division 1 Specification Sections, apply to this Section.

1.2 SUMMARY

- A. This Section includes administrative and procedural requirements for submitting Shop Drawings, Product Data, Samples, and other submittals.
- B. Related Sections include the following:
 - 1. Division 1 Section "Payment Procedures" for submitting Applications for Payment and the Schedule of Values.
 - 2. Division 1 Section "Project Management and Coordination" for submitting and distributing meeting and conference minutes and for submitting Coordination Drawings.
 - 3. Division 1 Section "Construction Progress Documentation" for submitting schedules and reports, including Contractor's Construction Schedule and the Submittals Schedule.
 - 4. Division 1 Section "Quality Requirements" for submitting test and inspection reports and for mockup requirements.
 - 5. Division 1 Section "Closeout Procedures" for submitting warranties.
 - 6. Division 1 Section "Project Record Documents" for submitting Record Drawings, Record Specifications, and Record Product Data.

1.3 DEFINITIONS

- A. Action Submittals: Written and graphic information that requires Architect's responsive action.
- B. Informational Submittals: Written information that does not require Architect's responsive action. Submittals may be rejected for not complying with requirements.

1.4 SUBMITTAL PROCEDURES

- A. General: Electronic copies of CAD Drawings of the Contract Drawings will be provided by Architect for Contractor's use in preparing submittals. The Contractor will be responsible for field verifying existing conditions.
- B. Coordination: Coordinate preparation and processing of submittals with performance of construction activities.
 - 1. Coordinate each submittal with fabrication, purchasing, testing, delivery, other submittals, and related activities that require sequential activity.

2. Coordinate transmittal of different types of submittals for related parts of the Work so processing will not be delayed because of need to review submittals concurrently for coordination.
 - a. Architect reserves the right to withhold action on a submittal requiring coordination with other submittals until related submittals are received.
- C. Processing Time: Allow enough time for submittal review, including time for resubmittals, as follows. Time for review shall commence on Architect's receipt of submittal. No extension of the Contract Time will be authorized because of failure to transmit submittals enough in advance of the Work to permit processing, including resubmittals.
 1. Initial Review: Allow 15 days for initial review of each submittal. Allow additional time if coordination with subsequent submittals is required. Architect will advise Contractor when a submittal being processed must be delayed for coordination.
 2. Intermediate Review: If intermediate submittal is necessary, process it in same manner as initial submittal.
 3. Resubmittal Review: Allow 15 days for review of each resubmittal.
 4. Sequential Review: Where sequential review of submittals by Architect's consultants, Owner, or other parties is indicated, allow 21 days for initial review of each submittal.
- D. Identification: Place a permanent label or title block on each submittal for identification.
 1. Indicate name of firm or entity that prepared each submittal on label or title block.
 2. Provide a space approximately 6 by 8 inches (150 by 200 mm) on label or beside title block to record Contractor's review and approval markings and action taken by Architect.
 3. Include the following information on label for processing and recording action taken:
 - a. Project name.
 - b. Date.
 - c. Name and address of Architect.
 - d. Name and address of Contractor.
 - e. Name and address of subcontractor.
 - f. Name and address of supplier.
 - g. Name of manufacturer.
 - h. Submittal number or other unique identifier, including revision identifier.
 - 1) Submittal number shall use Specification Section number followed by a decimal point and then a sequential number (e.g., 06100.01). Resubmittals shall include an alphabetic suffix after another decimal point (e.g., 06100.01.A).
 - i. Number and title of appropriate Specification Section.
 - j. Drawing number and detail references, as appropriate.
 - k. Location(s) where product is to be installed, as appropriate.
 - l. Other necessary identification.
- E. Deviations: Highlight or otherwise specifically identify deviations from the Contract Documents on submittals.

- F. Additional Copies: Unless additional copies are required for final submittal, and unless Architect observes noncompliance with provisions in the Contract Documents, initial submittal may serve as final submittal.
1. Submit one copy of submittal to concurrent reviewer in addition to specified number of copies to Architect.
 2. Additional copies submitted for maintenance manuals will be marked with action taken and will be returned.
- G. Transmittal: Package each submittal individually and appropriately for transmittal and handling. Transmit each submittal using a transmittal form. Architect will return submittals, without review, received from sources other than Contractor.
1. Transmittal Form: Provide locations on form for the following information:
 - a. Project name.
 - b. Date.
 - c. Destination (To:).
 - d. Source (From:).
 - e. Names of subcontractor, manufacturer, and supplier.
 - f. Category and type of submittal.
 - g. Submittal purpose and description.
 - h. Specification Section number and title.
 - i. Drawing number and detail references, as appropriate.
 - j. Submittal and transmittal distribution record.
 - k. Remarks.
 - l. Signature of transmitter.
 2. On an attached separate sheet, prepared on Contractor's letterhead, record relevant information, requests for data, revisions other than those requested by Architect on previous submittals, and deviations from requirements in the Contract Documents, including minor variations and limitations. Include same label information as related submittal.
- H. Resubmittals: Make resubmittals in same form and number of copies as initial submittal.
1. Note date and content of previous submittal.
 2. Note date and content of revision in label or title block and clearly indicate extent of revision.
 3. Resubmit submittals until they are marked "Furnish as Submitted".
- I. Distribution: Furnish copies of final submittals to manufacturers, subcontractors, suppliers, fabricators, installers, authorities having jurisdiction, and others as necessary for performance of construction activities. Show distribution on transmittal forms.
- J. Use for Construction: Use only final submittals with mark indicating "Furnish as Submitted" or "Revise as Noted & Furnish" taken by Architect.

1.5 CONTRACTOR'S USE OF ARCHITECT'S CAD FILES

- A. General: At Contractor's written request, copies of Architect's CAD files will be provided to Contractor for Contractor's use in connection with Project, subject to the following conditions:
1. CADD files are limited to those that have been generated for this Project.
 2. CADD files for the floor plans and roof plans shall be provided. Files for details, etc. will not be provided.
 3. Contractor will be asked to sign Architects waiver of release form before files will be delivered to the contractor.

PART 2 - PRODUCTS

2.1 ACTION SUBMITTALS

- A. General: Prepare and submit Action Submittals required by individual Specification Sections.
- B. Product Data: Collect information into a single submittal for each element of construction and type of product or equipment.
1. If information must be specially prepared for submittal because standard printed data are not suitable for use, submit as Shop Drawings, not as Product Data.
 2. Mark each copy of each submittal to show which products and options are applicable.
 3. Include the following information, as applicable:
 - a. Manufacturer's written recommendations.
 - b. Manufacturer's product specifications.
 - c. Manufacturer's installation instructions.
 - d. Standard color charts.
 - e. Manufacturer's catalog cuts.
 - f. Wiring diagrams showing factory-installed wiring.
 - g. Printed performance curves.
 - h. Operational range diagrams.
 - i. Mill reports.
 - j. Standard product operation and maintenance manuals.
 - k. Compliance with specified referenced standards.
 - l. Testing by recognized testing agency.
 - m. Application of testing agency labels and seals.
 - n. Notation of coordination requirements.
 4. Submit Product Data before or concurrent with Samples.
 5. Number of Copies: Submit six (6) copies of Product Data, unless otherwise indicated. Architect will return three copies. Mark up and retain one returned copy as a Project Record Document.
- C. Shop Drawings: Prepare Project-specific information, drawn accurately to scale. Do not base Shop Drawings on reproductions of the Contract Documents or standard printed data.

1. Preparation: Fully illustrate requirements in the Contract Documents. Include the following information, as applicable:
 - a. Dimensions.
 - b. Identification of products.
 - c. Fabrication and installation drawings.
 - d. Roughing-in and setting diagrams.
 - e. Wiring diagrams showing field-installed wiring, including power, signal, and control wiring.
 - f. Shopwork manufacturing instructions.
 - g. Templates and patterns.
 - h. Schedules.
 - i. Design calculations.
 - j. Compliance with specified standards.
 - k. Notation of coordination requirements.
 - l. Notation of dimensions established by field measurement.
 - m. Relationship to adjoining construction clearly indicated.
 - n. Seal and signature of professional engineer if specified.
 - o. Wiring Diagrams: Differentiate between manufacturer-installed and field-installed wiring.
 2. Sheet Size: Except for templates, patterns, and similar full-size drawings, submit Shop Drawings on sheets at least 8-1/2 by 11 inches (215 by 280 mm) but no larger than 30 by 40 inches (750 by 1000 mm).
 3. Number of Copies: Submit six (6) opaque copies of each submittal, unless copies are required for operation and maintenance manuals. Submit five copies where copies are required for operation and maintenance manuals. Architect will retain three copies; remainder will be returned.
- D. Samples: Submit Samples for review of kind, color, pattern, and texture for a check of these characteristics with other elements and for a comparison of these characteristics between submittal and actual component as delivered and installed.
1. Transmit Samples that contain multiple, related components such as accessories together in one submittal package.
 2. Identification: Attach label on unexposed side of Samples that includes the following:
 - a. Generic description of Sample.
 - b. Product name and name of manufacturer.
 - c. Sample source.
 - d. Number and title of appropriate Specification Section.
 3. Disposition: Maintain sets of approved Samples at Project site, available for quality-control comparisons throughout the course of construction activity. Sample sets may be used to determine final acceptance of construction associated with each set.
 - a. Samples that may be incorporated into the Work are indicated in individual Specification Sections. Such Samples must be in an undamaged condition at time of use.
 - b. Samples not incorporated into the Work, or otherwise designated as Owner's property, are the property of Contractor.

4. Samples for Initial Selection: Submit manufacturer's color charts consisting of units or sections of units showing the full range of colors, textures, and patterns available.
 - a. Number of Samples: Submit one full set(s) of available choices where color, pattern, texture, or similar characteristics are required to be selected from manufacturer's product line. Architect will return submittal with options selected.
5. Samples for Verification: Submit full-size units or Samples of size indicated, prepared from same material to be used for the Work, cured and finished in manner specified, and physically identical with material or product proposed for use, and that show full range of color and texture variations expected. Samples include, but are not limited to, the following: partial sections of manufactured or fabricated components; small cuts or containers of materials; complete units of repetitively used materials; swatches showing color, texture, and pattern; color range sets; and components used for independent testing and inspection.
 - a. Number of Samples: Submit four sets of Samples. Architect will retain three Sample sets; remainder will be returned.
 - 1) Submit a single Sample where assembly details, workmanship, fabrication techniques, connections, operation, and other similar characteristics are to be demonstrated.
 - 2) If variation in color, pattern, texture, or other characteristic is inherent in material or product represented by a Sample, submit at least four sets of paired units that show approximate limits of variations.
- E. Product Schedule or List: As required in individual Specification Sections, prepare a written summary indicating types of products required for the Work and their intended location. Include the following information in tabular form:
 1. Type of product. Include unique identifier for each product.
 2. Number and name of room or space.
 3. Location within room or space.
 4. Number of Copies: Submit three copies of product schedule or list, unless otherwise indicated. Architect will return two copies.
 - a. Mark up and retain one returned copy as a Project Record Document.
- F. Contractor's Construction Schedule: Comply with requirements specified in Division 1 Section "Construction Progress Documentation" for Construction Manager's action.
- G. Submittals Schedule: Comply with requirements specified in Division 1 Section "Construction Progress Documentation."
- H. Application for Payment: Comply with requirements specified in Division 1 Section "Payment Procedures."
- I. Schedule of Values: Comply with requirements specified in Division 1 Section "Payment Procedures."

- J. Subcontract List: Prepare a written summary identifying individuals or firms proposed for each portion of the Work, including those who are to furnish products or equipment fabricated to a special design. Include the following information in tabular form:
1. Name, address, and telephone number of entity performing subcontract or supplying products.
 2. Number and title of related Specification Section(s) covered by subcontract.
 3. Drawing number and detail references, as appropriate, covered by subcontract.
 4. Number of Copies: Submit three copies of subcontractor list, unless otherwise indicated. Architect will return two copies.
 - a. Mark up and retain one returned copy as a Project Record Document.

2.2 INFORMATIONAL SUBMITTALS

- A. General: Prepare and submit Informational Submittals required by other Specification Sections or the Contract Plans.
1. Number of Copies: Submit three copies of each submittal, unless otherwise indicated. Architect will not return copies.
 2. Certificates and Certifications: Provide a notarized statement that includes signature of entity responsible for preparing certification. Certificates and certifications shall be signed by an officer or other individual authorized to sign documents on behalf of that entity.
- B. Coordination Drawings: Comply with requirements specified in Division 1 Section "Project Management and Coordination."
- C. Contractor's Construction Schedule: Comply with requirements specified in Division 1 Section "Construction Progress Documentation."
- D. Qualification Data: Prepare written information that demonstrates capabilities and experience of firm or person. Include lists of completed projects with project names and addresses, names and addresses of architects and owners, and other information specified.
- E. Welding Certificates: Prepare written certification that welding procedures and personnel comply with requirements in the Contract Documents. Submit record of Welding Procedure Specification (WPS) and Procedure Qualification Record (PQR) on AWS forms. Include names of firms and personnel certified.
- F. Installer Certificates: Prepare written statements on manufacturer's letterhead certifying that Installer complies with requirements in the Contract Documents and, where required, is authorized by manufacturer for this specific Project.
- G. Manufacturer Certificates: Prepare written statements on manufacturer's letterhead certifying that manufacturer complies with requirements in the Contract Documents. Include evidence of manufacturing experience where required.
- H. Product Certificates: Prepare written statements on manufacturer's letterhead certifying that product complies with requirements in the Contract Documents.

- I. Material Certificates: Prepare written statements on manufacturer's letterhead certifying that material complies with requirements in the Contract Documents.
- J. Material Test Reports: Prepare reports written by a qualified testing agency, on testing agency's standard form, indicating and interpreting test results of material for compliance with requirements in the Contract Documents.
- K. Product Test Reports: Prepare written reports indicating current product produced by manufacturer complies with requirements in the Contract Documents. Base reports on evaluation of tests performed by manufacturer and witnessed by a qualified testing agency, or on comprehensive tests performed by a qualified testing agency.
- L. Research/Evaluation Reports: Prepare written evidence, from a model code organization acceptable to authorities having jurisdiction, that product complies with building code in effect for Project. Include the following information:
 - 1. Name of evaluation organization.
 - 2. Date of evaluation.
 - 3. Time period when report is in effect.
 - 4. Product and manufacturers' names.
 - 5. Description of product.
 - 6. Test procedures and results.
 - 7. Limitations of use.
- M. Schedule of Tests and Inspections: Comply with requirements specified in Division 1 Section "Quality Requirements."
- N. Preconstruction Test Reports: Prepare reports written by a qualified testing agency, on testing agency's standard form, indicating and interpreting results of tests performed before installation of product, for compliance with performance requirements in the Contract Documents.
- O. Compatibility Test Reports: Prepare reports written by a qualified testing agency, on testing agency's standard form, indicating and interpreting results of compatibility tests performed before installation of product. Include written recommendations for primers and substrate preparation needed for adhesion.
- P. Field Test Reports: Prepare reports written by a qualified testing agency, on testing agency's standard form, indicating and interpreting results of field tests performed either during installation of product or after product is installed in its final location, for compliance with requirements in the Contract Documents.
- Q. Design Data: Prepare written and graphic information, including, but not limited to, performance and design criteria, list of applicable codes and regulations, and calculations. Include list of assumptions and other performance and design criteria and a summary of loads. Include load diagrams if applicable. Provide name and version of software, if any, used for calculations. Include page numbers.
- R. Manufacturer's Instructions: Prepare written or published information that documents manufacturer's recommendations, guidelines, and procedures for installing or operating a product or equipment. Include name of product and name, address, and telephone number of manufacturer. Include the following, as applicable:

1. Preparation of substrates.
 2. Required substrate tolerances.
 3. Sequence of installation or erection.
 4. Required installation tolerances.
 5. Required adjustments.
 6. Recommendations for cleaning and protection.
- S. Manufacturer's Field Reports: Prepare written information documenting factory-authorized service representative's tests and inspections. Include the following, as applicable:
1. Name, address, and telephone number of factory-authorized service representative making report.
 2. Statement on condition of substrates and their acceptability for installation of product.
 3. Statement that products at Project site comply with requirements.
 4. Summary of installation procedures being followed, whether they comply with requirements and, if not, what corrective action was taken.
 5. Results of operational and other tests and a statement of whether observed performance complies with requirements.
 6. Statement whether conditions, products, and installation will affect warranty.
 7. Other required items indicated in individual Specification Sections.
- T. Insurance Certificates and Bonds: Prepare written information indicating current status of insurance or bonding coverage. Include name of entity covered by insurance or bond, limits of coverage, amounts of deductibles, if any, and term of the coverage.
- U. Material Safety Data Sheets (MSDSs): Submit information directly to Owner; do not submit to Architect.
1. Architect will not review submittals that include MSDSs and will return the entire submittal for resubmittal.

PART 3 - EXECUTION

3.1 CONTRACTOR'S REVIEW

- A. Review each submittal and check for coordination with other Work of the Contract and for compliance with the Contract Documents. Note corrections and field dimensions. Mark with approval stamp before submitting to Architect.
- B. Approval Stamp: Stamp each submittal with a uniform, approval stamp. Include Project name and location, submittal number, Specification Section title and number, name of reviewer, date of Contractor's approval, and statement certifying that submittal has been reviewed, checked, and approved for compliance with the Contract Documents.

3.2 ARCHITECT'S ACTION

- A. General: Architect will not review submittals that do not bear Contractor's approval stamp and will return them without action.

- B. Action Submittals: Architect will review each submittal, make marks to indicate corrections or modifications required, and return it. Architect will stamp each submittal with an action stamp and will mark stamp appropriately to indicate action taken, as follows:
 - 1. Furnish as Submitted.
 - 2. Revise as Noted & Furnish.
 - 3. Revise as Noted & Furnish. Submit Revised Copy for Record.
 - 4. Revise & Resubmit.
- C. Informational Submittals: Architect will review each submittal and will not return it, or will return it if it does not comply with requirements. Architect will forward each submittal to appropriate party.
- D. Partial submittals are not acceptable, will be considered nonresponsive, and will be returned without review.
- E. Submittals not required by the Contract Documents may not be reviewed and may be discarded.

END OF SECTION 013300

SECTION 014000 - QUALITY REQUIREMENTS

PART 1 - GENERAL

1.1 RELATED DOCUMENTS

- A. Drawings and general provisions of the Contract, including General and Supplementary Conditions and other Division 1 Specification Sections, apply to this Section.

1.2 SUMMARY

- A. This Section includes administrative and procedural requirements for quality assurance and quality control.
- B. Testing and inspecting services are required to verify compliance with requirements specified or indicated. These services do not relieve Contractor of responsibility for compliance with the Contract Document requirements.
 - 1. Specific quality-assurance and -control requirements for individual construction activities are specified in the Sections that specify those activities. Requirements in those Sections may also cover production of standard products.
 - 2. Specified tests, inspections, and related actions do not limit Contractor's other quality-assurance and -control procedures that facilitate compliance with the Contract Document requirements.
 - 3. Requirements for Contractor to provide quality-assurance and -control services required by Architect, Owner or authorities having jurisdiction are not limited by provisions of this Section.
- C. Related Sections include but are not limited to the following:
 - 1. Division 1 Section "Construction Progress Documentation" for developing a schedule of required tests and inspections.
 - 2. Division 1 Section "Cutting and Patching" for repair and restoration of construction disturbed by testing and inspecting activities.

1.3 DEFINITIONS

- A. Quality-Assurance Services: Activities, actions, and procedures performed before and during execution of the Work to guard against defects and deficiencies and substantiate that proposed construction will comply with requirements.
- B. Quality-Control Services: Tests, inspections, procedures, and related actions during and after execution of the Work to evaluate that actual products incorporated into the Work and completed construction comply with requirements. Services do not include contract enforcement activities performed by Architect.

- C. Mockups: Full-size, physical assemblies that are constructed on-site. Mockups are used to verify selections made under sample submittals, to demonstrate aesthetic effects and, where indicated, qualities of materials and execution, and to review construction, coordination, testing, or operation; they are not Samples. Approved mockups establish the standard by which the Work will be judged.
- D. Laboratory Mockups: Full-size, physical assemblies that are constructed at testing facility to verify performance characteristics.
- E. Preconstruction Testing: Tests and inspections that are performed specifically for the Project before products and materials are incorporated into the Work to verify performance or compliance with specified criteria.
- F. Product Testing: Tests and inspections that are performed by an NRTL, an NVLAP, or a testing agency qualified to conduct product testing and acceptable to authorities having jurisdiction, to establish product performance and compliance with industry standards.
- G. Source Quality-Control Testing: Tests and inspections that are performed at the source, i.e., plant, mill, factory, or shop.
- H. Field Quality-Control Testing: Tests and inspections that are performed on-site for installation of the Work and for completed Work.
- I. Testing Agency: An entity engaged to perform specific tests, inspections, or both. Testing laboratory shall mean the same as testing agency.
- J. Installer/Applicator/Erector: Contractor or another entity engaged by Contractor as an employee, Subcontractor, or Sub-subcontractor, to perform a particular construction operation, including installation, erection, application, and similar operations.
 - 1. Using a term such as "carpentry" does not imply that certain construction activities must be performed by accredited or unionized individuals of a corresponding generic name, such as "carpenter." It also does not imply that requirements specified apply exclusively to trades people of the corresponding generic name.
- K. Experienced: When used with an entity, "experienced" means having successfully completed a minimum of five previous projects similar in size and scope to this Project; being familiar with special requirements indicated; and having complied with requirements of authorities having jurisdiction.

1.4 CONFLICTING REQUIREMENTS

- A. General: If compliance with two or more standards is specified and the standards establish different or conflicting requirements for minimum quantities or quality levels, comply with the most stringent requirement. Refer uncertainties and requirements that are different, but apparently equal, to Architect for a decision before proceeding.
- B. Minimum Quantity or Quality Levels: The quantity or quality level shown or specified shall be the minimum provided or performed. The actual installation may comply exactly with the minimum quantity or quality specified, or it may exceed the minimum within reasonable limits.

To comply with these requirements, indicated numeric values are minimum or maximum, as appropriate, for the context of requirements. Refer uncertainties to Architect for a decision before proceeding.

1.5 SUBMITTALS

- A. Qualification Data: For testing agencies specified in "Quality Assurance" Article to demonstrate their capabilities and experience. Include proof of qualifications in the form of a recent report on the inspection of the testing agency by a recognized authority.
- B. Schedule of Tests and Inspections: Prepare in tabular form and include the following:
 - 1. Specification Section number and title.
 - 2. Description of test and inspection.
 - 3. Identification of applicable standards.
 - 4. Identification of test and inspection methods.
 - 5. Number of tests and inspections required.
 - 6. Time schedule or time span for tests and inspections.
 - 7. Entity responsible for performing tests and inspections.
 - 8. Requirements for obtaining samples.
 - 9. Unique characteristics of each quality-control service.
- C. Reports: Prepare and submit certified written reports that include the following:
 - 1. Date of issue.
 - 2. Project title and number.
 - 3. Name, address, and telephone number of testing agency.
 - 4. Dates and locations of samples and tests or inspections.
 - 5. Names of individuals making tests and inspections.
 - 6. Description of the Work and test and inspection method.
 - 7. Identification of product and Specification Section.
 - 8. Complete test or inspection data.
 - 9. Test and inspection results and an interpretation of test results.
 - 10. Record of temperature and weather conditions at time of sample taking and testing and inspecting.
 - 11. Comments or professional opinion on whether tested or inspected Work complies with the Contract Document requirements.
 - 12. Name and signature of laboratory inspector.
 - 13. Recommendations on retesting and reinspecting.
- D. Permits, Licenses, and Certificates: For Owner's records, submit copies of permits, licenses, certifications, inspection reports, releases, jurisdictional settlements, notices, receipts for fee payments, judgments, correspondence, records, and similar documents, established for compliance with standards and regulations bearing on performance of the Work.

1.6 QUALITY ASSURANCE

- A. General: Qualifications paragraphs in this Article establish the minimum qualification levels required; individual Specification Sections specify additional requirements.

- B. **Installer Qualifications:** A firm or individual experienced in installing, erecting, or assembling work similar in material, design, and extent to that indicated for this Project, whose work has resulted in construction with a record of successful in-service performance.
- C. **Manufacturer Qualifications:** A firm experienced in manufacturing products or systems similar to those indicated for this Project and with a record of successful in-service performance, as well as sufficient production capacity to produce required units.
- D. **Fabricator Qualifications:** A firm experienced in producing products similar to those indicated for this Project and with a record of successful in-service performance, as well as sufficient production capacity to produce required units.
- E. **Testing Agency Qualifications:** An NRTL, an NVLAP, or an independent agency with the experience and capability to conduct testing and inspecting indicated, as documented according to ASTM E 548; and with additional qualifications specified in individual Sections; and where required by authorities having jurisdiction, that is acceptable to authorities.
 - 1. **NRTL:** A nationally recognized testing laboratory according to 29 CFR 1910.7.
 - 2. **NVLAP:** A testing agency accredited according to NIST's National Voluntary Laboratory Accreditation Program.
- F. **Factory-Authorized Service Representative Qualifications:** An authorized representative of manufacturer who is trained and approved by manufacturer to inspect installation of manufacturer's products that are similar in material, design, and extent to those indicated for this Project.
 - 1. **Testing Agency Responsibilities:** Submit a certified written report of each test, inspection, and similar quality-assurance service to Architect with copy to Contractor. Interpret tests and inspections and state in each report whether tested and inspected work complies with or deviates from the Contract Documents.
- G. **Mockups:** Before installing portions of the Work requiring mockups, build mockups for each form of construction and finish required to comply with the following requirements, using materials indicated for the completed Work:
 - 1. Build mockups in location and of size indicated or, if not indicated, as directed by Architect.
 - 2. Notify Architect seven days in advance of dates and times when mockups will be constructed.
 - 3. Demonstrate the proposed range of aesthetic effects and workmanship.
 - 4. Obtain Architect's approval of mockups before starting work, fabrication, or construction.
 - a. Allow seven days for initial review and each re-review of each mockup.
 - 5. Maintain mockups during construction in an undisturbed condition as a standard for judging the completed Work.
 - 6. Demolish and remove mockups when directed, unless otherwise indicated.

1.7 QUALITY CONTROL

- A. Owner Responsibilities: Where quality-control services are indicated as Owner's responsibility, Owner will engage a qualified testing agency to perform these services.
1. Owner will furnish Contractor with names, addresses, and telephone numbers of testing agencies engaged and a description of types of testing and inspecting they are engaged to perform.
 2. Costs for retesting and reinspecting construction that replaces or is necessitated by work that failed to comply with the Contract Documents will be charged to Contractor and the Contract Sum will be adjusted by Change Order.
- B. Tests and inspections not explicitly assigned to Owner are Contractor's responsibility. Unless otherwise indicated, provide quality-control services specified and those required by authorities having jurisdiction. Perform quality-control services required of Contractor by authorities having jurisdiction, whether specified or not.
1. Where services are indicated as Contractor's responsibility, engage a qualified testing agency to perform these quality-control services.
 - a. Contractor shall not employ same entity engaged by Owner, unless agreed to in writing by Owner.
 2. Notify testing agencies at least 24 hours in advance of time when Work that requires testing or inspecting will be performed.
 3. Where quality-control services are indicated as Contractor's responsibility, submit a certified written report, in duplicate, of each quality-control service.
 4. Testing and inspecting requested by Contractor and not required by the Contract Documents are Contractor's responsibility.
 5. Submit additional copies of each written report directly to authorities having jurisdiction, when they so direct.
- C. Manufacturer's Field Services: Where indicated, engage a factory-authorized service representative to inspect field-assembled components and equipment installation, including service connections. Report results in writing as specified in Division 1 Section "Submittal Procedures."
- D. Retesting/Reinspecting: Regardless of whether original tests or inspections were Contractor's responsibility, provide quality-control services, including retesting and reinspecting, for construction that replaced Work that failed to comply with the Contract Documents.
- E. Testing Agency Responsibilities: Cooperate with Architect and Contractor in performance of duties. Provide qualified personnel to perform required tests and inspections.
1. Notify Architect and Contractor promptly of irregularities or deficiencies observed in the Work during performance of its services.
 2. Determine the location from which test samples will be taken and in which in-situ tests are conducted.
 3. Conduct and interpret tests and inspections and state in each report whether tested and inspected work complies with or deviates from requirements.

4. Submit a certified written report, in duplicate, of each test, inspection, and similar quality-control service through Contractor.
 5. Do not release, revoke, alter, or increase the Contract Document requirements or approve or accept any portion of the Work.
 6. Do not perform any duties of Contractor.
- F. Associated Services: Cooperate with agencies performing required tests, inspections, and similar quality-control services, and provide reasonable auxiliary services as requested. Notify agency sufficiently in advance of operations to permit assignment of personnel. Provide the following:
1. Access to the Work.
 2. Incidental labor and facilities necessary to facilitate tests and inspections.
 3. Adequate quantities of representative samples of materials that require testing and inspecting. Assist agency in obtaining samples.
 4. Facilities for storage and field curing of test samples.
 5. Delivery of samples to testing agencies.
 6. Preliminary design mix proposed for use for material mixes that require control by testing agency.
 7. Security and protection for samples and for testing and inspecting equipment at Project site.
- G. Coordination: Coordinate sequence of activities to accommodate required quality-assurance and -control services with a minimum of delay and to avoid necessity of removing and replacing construction to accommodate testing and inspecting.
1. Schedule times for tests, inspections, obtaining samples, and similar activities.
- H. Schedule of Tests and Inspections: Prepare a schedule of tests, inspections, and similar quality-control services required by the Contract Documents. Submit schedule within 30 days of date established for commencement of the Work.
1. Distribution: Distribute schedule to Owner, Architect testing agencies, and each party involved in performance of portions of the Work where tests and inspections are required.

1.8 SPECIAL TESTS AND INSPECTIONS

- A. Special Tests and Inspections: Owner will engage a qualified testing agency to conduct special tests and inspections required by authorities having jurisdiction as the responsibility of Owner, and as follows:
1. Verifying that manufacturer maintains detailed fabrication and quality-control procedures and reviewing the completeness and adequacy of those procedures to perform the Work.
 2. Notifying Architect and Contractor promptly of irregularities and deficiencies observed in the Work during performance of its services.
 3. Submitting a certified written report of each test, inspection, and similar quality-control service to Architect with copy to Contractor and to authorities having jurisdiction.
 4. Submitting a final report of special tests and inspections at Substantial Completion, which includes a list of unresolved deficiencies.

5. Interpreting tests and inspections and stating in each report whether tested and inspected work complies with or deviates from the Contract Documents.
6. Retesting and reinspecting corrected work.

PART 2 - PRODUCTS (Not Used)

PART 3 - EXECUTION

3.1 TEST AND INSPECTION LOG

- A. Prepare a record of tests and inspections. Include the following:
 1. Date test or inspection was conducted.
 2. Description of the Work tested or inspected.
 3. Date test or inspection results were transmitted to Architect.
 4. Identification of testing agency or special inspector conducting test or inspection.
- B. Maintain log at Project site. Post changes and modifications as they occur. Provide access to test and inspection log for Architect's reference during normal working hours.

3.2 REPAIR AND PROTECTION

- A. General: On completion of testing, inspecting, sample taking, and similar services, repair damaged construction and restore substrates and finishes.
 1. Provide materials and comply with installation requirements specified in other Specification Sections. Restore patched areas and extend restoration into adjoining areas with durable seams that are as invisible as possible.
 2. Comply with the Contract Document requirements for Division 1 Section "Cutting and Patching."
- B. Protect construction exposed by or for quality-control service activities.
- C. Repair and protection are Contractor's responsibility, regardless of the assignment of responsibility for quality-control services.

END SECTION 014000

(THIS SHEET LEFT INTENTIONALLY BLANK)

SECTION 014200 - REFERENCE STANDARDS AND DEFINITIONS

PART 1 - GENERAL

1.1 RELATED DOCUMENTS

- A. Drawings and general provisions of the Contract, including General and Supplementary Conditions and other Division 1 Specification Sections, apply to this Section.

1.2 DEFINITIONS

- A. General: Basic contract definitions are included in the Conditions of the Contract.
- B. "Indicated": The term "indicated" refers to graphic representations, notes, or schedules on the Drawings; or to other paragraphs or schedules in the Specifications and similar requirements in the Contract Documents. Terms such as "shown," "noted," "scheduled," and "specified" are used to help the user locate the reference. Location is not limited.
- C. "Directed": Terms such as "directed," "requested," "authorized," "selected," "approved," "required," and "permitted" mean directed by the Architect, requested by the Architect, and similar phrases.
- D. "Approved": The term "approved," when used in conjunction with the Architect's action on the Contractor's submittals, applications, and requests, is limited to the Architect's duties and responsibilities as stated in the Conditions of the Contract.
- E. "Regulations": The term "regulations" includes laws, ordinances, statutes, and lawful orders issued by authorities having jurisdiction, as well as rules, conventions, and agreements within the construction industry that control performance of the Work.
- F. "Furnish": The term "furnish" means to supply and deliver to the Project site, ready for unloading, unpacking, assembly, installation, and similar operations.
- G. "Install": The term "install" describes operations at the Project site including the actual unloading, temporary storage, unpacking, assembling, erecting, placing, anchoring, applying, working to dimension, finishing, curing, protecting, cleaning, and similar operations.
- H. "Provide": The term "provide" means to furnish and install, complete and ready for the intended use.
- I. "Installer": An installer is the Contractor or another entity engaged by the Contractor, either as an employee, subcontractor, or contractor of lower tier, to perform a particular construction activity, including installation, erection, application, or similar operations. Installers are required to be experienced in the operations they are engaged to perform.
 - 1. The term "experienced," when used with the term "installer," means having successfully completed a minimum of five previous projects similar in size and scope to this Project; being familiar with the special requirements indicated; and having complied with requirements of authorities having jurisdiction.

2. Trades: Using a term such as "carpentry" does not imply that certain construction activities must be performed by accredited or unionized individuals of a corresponding generic name, such as "carpenter." It also does not imply that requirements specified apply exclusively to tradespersons of the corresponding generic name.
 3. Assigning Specialists: Certain Sections of the Specifications require that specific construction activities shall be performed by specialists who are recognized experts in those operations. The specialists must be engaged for those activities, and their assignments are requirements over which the Contractor has no option. However, the ultimate responsibility for fulfilling contract requirements remains with the Contractor.
 - a. This requirement shall not be interpreted to conflict with enforcing building codes and similar regulations governing the Work. It is also not intended to interfere with local trade-union jurisdictional settlements and similar conventions.
- J. "Project site" is the space available to the Contractor for performing construction activities, either exclusively or in conjunction with others performing other work as part of the Project. The extent of the Project site is shown on the Drawings and may or may not be identical with the description of the land on which the Project is to be built.
- K. "Testing Agencies": A testing agency is an independent entity engaged to perform specific inspections or tests, either at the Project site or elsewhere, and to report on and, if required, to interpret results of those inspections or tests.

1.3 SPECIFICATION FORMAT AND CONTENT EXPLANATION

- A. Specification Format: These Specifications are organized into Divisions and Sections based on the CSI/CSC's "MasterFormat" numbering system.
- B. Specification Content: These Specifications use certain conventions for the style of language and the intended meaning of certain terms, words, and phrases when used in particular situations. These conventions are as follows:
1. Abbreviated Language: Language used in the Specifications and other Contract Documents is abbreviated. Words and meanings shall be interpreted as appropriate. Words implied, but not stated, shall be interpolated as the sense requires. Singular words shall be interpreted as plural and plural words interpreted as singular where applicable as the context of the Contract Documents indicates.
 2. Imperative mood and streamlined language are generally used in the Specifications. Requirements expressed in the imperative mood are to be performed by the Contractor. At certain locations in the Section Text, subjective language is used for clarity to describe responsibilities that must be fulfilled indirectly by the Contractor or by others when so noted.
 - a. The words "shall," "shall be," or "shall comply with," depending on the context, are implied where a colon (:) is used within a sentence or phrase.

1.4 INDUSTRY STANDARDS

- A. **Applicability of Standards:** Unless the Contract Documents include more stringent requirements, applicable construction industry standards have the same force and effect as if bound or copied directly into the Contract Documents to the extent referenced. Such standards are made a part of the Contract Documents by reference.
- B. **Publication Dates:** Comply with standards in effect as of the date of the Contract Documents.
- C. **Conflicting Requirements:** Where compliance with two or more standards is specified and the standards establish different or conflicting requirements for minimum quantities or quality levels, comply with the most stringent requirement. Refer uncertainties and requirements that are different, but apparently equal, to the Architect for a decision before proceeding.
 - 1. **Minimum Quantity or Quality Levels:** The quantity or quality level shown or specified shall be the minimum provided or performed. The actual installation may comply exactly with the minimum quantity or quality specified, or it may exceed the minimum within reasonable limits. To comply with these requirements, indicated numeric values are minimum or maximum, as appropriate, for the context of the requirements. Refer uncertainties to the Architect for a decision before proceeding.
- D. **Copies of Standards:** Each entity engaged in construction on the Project must be familiar with industry standards applicable to its construction activity. Copies of applicable standards are not bound with the Contract Documents.
 - 1. Where copies of standards are needed to perform a required construction activity, the Contractor shall obtain copies directly from the publication source and make them available on request.
- E. **Abbreviations and Names:** Trade association names and titles of general standards are frequently abbreviated. Where abbreviations and acronyms are used in the Specifications or other Contract Documents, they mean the recognized name of the trade association, standards-producing organization, authorities having jurisdiction, or other entity applicable to the context of the text provision. Refer to Gale Research's "Encyclopedia of Associations" or Columbia Books' "National Trade & Professional Associations of the U.S.," which are available in most libraries.

1.5 SUBMITTALS

- A. **Permits, Licenses, and Certificates:** For the Owner's records, submit copies of permits, licenses, certifications, inspection reports, releases, jurisdictional settlements, notices, receipts for fee payments, judgments, correspondence, records, and similar documents, established for compliance with standards and regulations bearing on performance of the Work.

PRODUCTS (Not Applicable)

PART 2 - EXECUTION (Not Applicable)

END OF SECTION 014200

SECTION 015000 - TEMPORARY FACILITIES AND CONTROLS

PART 1 - GENERAL

1.1 RELATED DOCUMENTS

- A. Drawings and general provisions of the Contract, including General and Supplementary Conditions and other Division 1 Specification Sections, apply to this Section.

1.2 SUMMARY

- A. This Section includes requirements for temporary utilities, support facilities, and security and protection facilities.

1.3 USE CHARGES

- A. General: Cost or use charges for temporary facilities shall be included in the Contract Sum. Allow other entities to use temporary services and facilities without cost, including, but not limited to testing agencies and authorities having jurisdiction.
- B. Sewer Service: Use of the Owner's existing sanitary sewer system is not available. The Contractor shall provide portable sanitary facilities. Portable sanitary facilities shall be kept locked when the Contractor is not on site.
- C. Water Service: Water from Owner's existing water system is not available. The Contractor shall provide water as required for this work.
- D. Telephone Service: Provide temporary phone service to the site as required to contact Contractor site representatives.
- E. Electric Service: Use of the Owner's electric service is not available. The Contractor shall provide electricity as required for this work.

1.4 INFORMATIONAL SUBMITTALS

- A. Site Plan: Show temporary facilities, utility hookups, staging areas, and parking areas for construction personnel.
- B. Erosion- and Sedimentation-Control Plan: Show compliance with requirements of EPA Construction General Permit or authorities having jurisdiction, whichever is more stringent.
- C. Fire-Safety Program: Show compliance with requirements of NFPA 241 and authorities having jurisdiction. Indicate Contractor personnel responsible for management of fire-prevention program.

- D. Moisture-Protection Plan: Describe procedures and controls for protecting materials and construction from water absorption and damage.
 - 1. Describe delivery, handling, and storage provisions for materials subject to water absorption or water damage.
 - 2. Indicate procedures for discarding water-damaged materials, protocols for mitigating water intrusion into completed Work, and replacing water-damaged Work.
 - 3. Indicate sequencing of work that requires water, such as sprayed fire-resistive materials, plastering, and terrazzo grinding, and describe plans for dealing with water from these operations. Show procedures for verifying that wet construction has dried sufficiently to permit installation of finish materials.

1.5 QUALITY ASSURANCE

- A. Electric Service: Comply with NECA, NEMA, and UL standards and regulations for temporary electric service. Install service to comply with NFPA 70.
- B. Comply with Federal, State and local codes and regulations as well as utility company requirements.
- C. Coordinate work with Owner's requirements.
- D. Materials: Materials must be new and adequate in capacity for the required usage. Materials must not create unsafe conditions nor violate requirements of applicable codes and standards.
- E. Tests and Inspections: Arrange for authorities having jurisdiction to test and inspect each temporary utility before use. Obtain required certifications and permits.

1.6 PROJECT CONDITIONS

- A. Temporary Use of Permanent Facilities: Installer of each permanent service shall assume responsibility for operation, maintenance, and protection of each permanent service during its use as a construction facility before Owner's acceptance, regardless of previously assigned responsibilities.
- B. Maintain excavations free of water. Provide and operate pumping equipment. Grade site to drain water away from buildings and excavations. Site is in a major flood plane and prone to flash flood. Contractor shall be aware and provide all remediation and restoration following such flood events at no additional cost to the Owner.
- C. Provide temporary protection for installed products. Control traffic in immediate area to minimize damage.
- D. Prohibit traffic and storage on waterproofed and roofed surfaces, on lawns and landscaped areas.

PART 2 - PRODUCTS

2.1 MATERIALS

- A. Chain-Link Fencing: Minimum 2-inch (50-mm), 0.148-inch- (3.8-mm-) thick, galvanized-steel, chain-link fabric fencing; minimum 6 feet (1.8 m) high with galvanized-steel pipe posts; minimum 2-3/8-inch- (60-mm-) OD line posts and 2-7/8-inch- (73-mm-) OD corner and pull posts, with 1-5/8-inch- (42-mm-) OD top rails.
- B. Portable Chain-Link Fencing: Minimum 2-inch (50-mm), 0.148-inch- (3.8-mm-) thick, galvanized-steel, chain-link fabric fencing; minimum 6 feet (1.8 m) high with galvanized-steel pipe posts; minimum 2-3/8-inch- (60-mm-) OD line posts and 2-7/8-inch- (73-mm-) OD corner and pull posts, with 1-5/8-inch- (42-mm-) OD top and bottom rails. Provide concrete bases for supporting posts.
- C. Polyethylene Sheet: Reinforced, fire-resistive sheet, 10-mil (0.25-mm) minimum thickness, with flame-spread rating of 15 or less per ASTM E 84 and passing NFPA 701 Test Method 2.

2.2 TEMPORARY FACILITIES

- A. Field Offices, General: Prefabricated or mobile units with serviceable finishes, temperature controls, and foundations adequate for normal loading.

2.3 EQUIPMENT

- A. Fire Extinguishers: Portable, UL rated; with class and extinguishing agent as required by locations and classes of fire exposures.

PART 3 - EXECUTION

3.1 INSTALLATION, GENERAL

- A. Locate facilities where they will serve Project adequately and result in minimum interference with performance of the Work. Relocate and modify facilities as required by progress of the Work.
- B. Provide each facility ready for use when needed to avoid delay. Do not remove until facilities are no longer needed or are replaced by authorized use of completed permanent facilities.

3.2 TEMPORARY UTILITY INSTALLATION

- A. General: Install temporary service or connect to existing service.
 - 1. Arrange with utility company, Owner, and existing users for time when service can be interrupted, if necessary, to make connections for temporary services.

- B. Water Service: Connect to Owner's existing water service facilities. Clean and maintain water service facilities in a condition acceptable to Owner. At Substantial Completion, restore these facilities to condition existing before initial use.
 - 1. Take positive measures to preclude cross-connections and backflow.
 - 2. The Contractor will assume the cost of water consumed if responsible care and restraint are not exercised by the Contractor in its use.
- C. Sanitary Facilities: Provide temporary toilets, wash facilities, and drinking water for use of construction personnel. Comply with requirements of authorities having jurisdiction for type, number, location, operation, and maintenance of fixtures and facilities.
- D. Construction Aids: The General Contractor and each Subcontractor shall provide construction aids and equipment required by their personnel and to facilitate execution of their Work. Examples are scaffolds, staging, ladders, stairs, ramps, runways, platforms, railings, hoists, cranes, chutes and other such facilities and equipment. Mutual use may be arranged by the Contractor where applicable.
- E. Heating and Cooling: Provide temporary heating and cooling required by construction activities for curing or drying of completed installations or for protecting installed construction from adverse effects of low temperatures or high humidity. Select equipment that will not have a harmful effect on completed installations or elements being installed.
- F. Isolation of Work Areas in Occupied Facilities: Prevent dust, fumes, and odors from entering occupied areas.
 - 1. Perform daily construction cleanup and final cleanup using approved, HEPA-filter-equipped vacuum equipment.
- G. Electric Power Service: Not available.
- H. Lighting: Provide temporary lighting with local switching that provides adequate illumination for construction operations, observations, inspections, and traffic conditions.
 - 1. Install and operate temporary lighting that fulfills security and protection requirements without operating entire system.
 - 2. Install lighting for Project identification sign.
- I. Telephone Service:
 - 1. Provide superintendent with cellular telephone or portable two-way radio for use when away from field office.

3.3 SUPPORT FACILITIES INSTALLATION

- A. General: Comply with the following:
 - 1. Provide construction for temporary offices, shops, and sheds located within construction area or within 30 feet of building lines that is noncombustible according to ASTM E 136. Comply with NFPA 241.

2. Maintain support facilities until Architect/Engineer schedules Substantial Completion inspection. Remove before Substantial Completion. Personnel remaining after Substantial Completion will be permitted to use permanent facilities, under conditions acceptable to Owner.
- B. Security: Security of persons and property in the areas under control of the Contractor shall be the Contractor's exclusive responsibility.
1. The Contractor, at his own expense, shall initiate whatever programs that are necessary to execute his responsibility.
 2. Control of access to the area under the Contractor's control shall be maintained. Visitors shall be required to report immediately to the Contractor's Superintendent and to produce full identification which will be recorded in the Contractor's Daily Log along with the purpose of the visit.
- C. Traffic Controls: Comply with requirements of authorities having jurisdiction.
1. Protect existing site improvements to remain including curbs, pavement, and utilities.
 2. Maintain access for fire-fighting equipment and access to fire hydrants and control valves.
 3. Provide and maintain uninterrupted vehicular access to site and within to temporary construction facilities and work areas for persons and equipment involved in the construction of Project.
 4. Maintain traffic areas free of excavated materials, construction equipment, products, snow, ice and debris.
- D. Traffic Regulation: Obtain all necessary permits for access to and use of public roads and streets for construction and hauling purposes. Comply with traffic control regulations applying to permit issuance.
1. Provide markers, signs, lights and barriers on and near the site to safely control construction traffic and public access.
- E. Parking: Use designated areas of Owner's existing parking areas for construction personnel's private vehicles and of Contractor's light-weight vehicles.
- F. Project Signs: Provide Project signs as indicated. Unauthorized signs are not permitted.
1. Identification Signs: Provide Project identification signs as indicated on Drawings.
 2. Temporary Signs: Provide other signs as indicated and as required to inform public and individuals seeking entrance to Project.
 - a. Provide temporary, directional signs for construction personnel and visitors.
 3. Maintain and touchup signs so they are legible at all times.
- G. Waste Disposal Facilities: Comply with requirements specified in Section 017419 "Construction Waste Management and Disposal."
- H. Cleaning During Construction: Control accumulation of waste materials and rubbish. Periodically dispose of legally off site.

- I. Lifts and Hoists: Provide facilities necessary for hoisting materials and personnel.
 - 1. Truck cranes and similar devices used for hoisting materials are considered "tools and equipment" and not temporary facilities.
- J. Protection of Existing Facilities: Protect existing vegetation, equipment, structures, utilities, and other improvements at Project site and on adjacent properties, except those indicated to be removed or altered. Repair damage to existing facilities.
- K. Environmental Protection: Provide protection, operate temporary facilities, and conduct construction as required to comply with environmental regulations and that minimize possible air, waterway, and subsoil contamination or pollution or other undesirable effects.
- L. Temporary Erosion and Sedimentation Control: Provide measures to prevent soil erosion and discharge of soil-bearing water runoff and airborne dust to undisturbed areas and to adjacent properties and walkways, according to erosion- and sedimentation-control Drawings.
 - 1. Verify that flows of water redirected from construction areas or generated by construction activity do not enter or cross tree- or plant- protection zones.
 - 2. Inspect, repair, and maintain erosion- and sedimentation-control measures during construction until permanent vegetation has been established.
 - 3. Clean, repair, and restore adjoining properties and roads affected by erosion and sedimentation from Project site during the course of Project.
 - 4. Remove erosion and sedimentation controls and restore and stabilize areas disturbed during removal.
- M. Stormwater Control: Comply with requirements of authorities having jurisdiction. Provide barriers in and around excavations and subgrade construction to prevent flooding by runoff of stormwater from heavy rains.
- N. Tree and Plant Protection: Install temporary fencing located as indicated or outside the drip line of trees to protect vegetation from damage from construction operations. Protect tree root systems from damage, flooding, and erosion.
- O. Site Enclosure Fence: Before construction operations begin, furnish and install site enclosure fence in a manner that will prevent people and animals from easily entering site except by entrance gates.
 - 1. Extent of Fence: As required to enclose portion of site determined sufficient to accommodate construction operations and maintain security.
 - 2. Maintain security by limiting number of keys and restricting distribution to authorized personnel. Furnish 10 sets of keys to Owner.
- P. Security Enclosure and Lockup: Install temporary enclosure around partially completed areas of construction. Provide lockable entrances to prevent unauthorized entrance, vandalism, theft, and similar violations of security. Lock entrances at end of each work day.
- Q. Barricades, Warning Signs, and Lights: Comply with requirements of authorities having jurisdiction for erecting structurally adequate barricades, including warning signs and lighting.

- R. Temporary Egress: Maintain temporary egress from existing occupied facilities as indicated and as required by authorities having jurisdiction.
- S. Temporary Enclosures: Provide temporary enclosures for protection of construction, in progress and completed, from exposure, foul weather, other construction operations, and similar activities. Provide temporary weathertight enclosure for building exterior.
 - 1. Where heating or cooling is needed and permanent enclosure is incomplete, insulate temporary enclosures.
- T. Temporary Fire Protection: Install and maintain temporary fire-protection facilities of types needed to protect against reasonably predictable and controllable fire losses. Comply with NFPA 241; manage fire-prevention program.
 - 1. Prohibit smoking in construction areas.
 - 2. Supervise welding operations, combustion-type temporary heating units, and similar sources of fire ignition according to requirements of authorities having jurisdiction.
 - 3. Develop and supervise an overall fire-prevention and -protection program for personnel at Project site. Review needs with local fire department and establish procedures to be followed. Instruct personnel in methods and procedures. Post warnings and information.
 - 4. Provide temporary standpipes and hoses for fire protection. Hang hoses with a warning sign stating that hoses are for fire-protection purposes only and are not to be removed. Match hose size with outlet size and equip with suitable nozzles.

3.4 OPERATION, TERMINATION, AND REMOVAL

- A. Supervision: Enforce strict discipline in use of temporary facilities. To minimize waste and abuse, limit availability of temporary facilities to essential and intended uses.
- B. Maintenance: Maintain facilities in good operating condition until removal.
 - 1. Maintain operation of temporary enclosures, heating, cooling, humidity control, ventilation, and similar facilities on a 24-hour basis where required to achieve indicated results and to avoid possibility of damage.
- C. Temporary Facility Changeover: Do not change over from using temporary security and protection facilities to permanent facilities until Substantial Completion.
- D. Termination and Removal: Remove each temporary facility when need for its service has ended, when it has been replaced by authorized use of a permanent facility, or no later than Substantial Completion. Complete or, if necessary, restore permanent construction that may have been delayed because of interference with temporary facility. Repair damaged Work, clean exposed surfaces, and replace construction that cannot be satisfactorily repaired.
 - 1. Materials and facilities that constitute temporary facilities are property of Contractor. Owner reserves right to take possession of Project identification signs.
 - 2. Remove temporary roads and paved areas not intended for or acceptable for integration into permanent construction. Where area is intended for landscape development, remove soil and aggregate fill that do not comply with requirements for fill or subsoil. Remove materials contaminated with road oil, asphalt and other petrochemical compounds, and

- other substances that might impair growth of plant materials or lawns. Repair or replace street paving, curbs, and sidewalks at temporary entrances, as required by authorities having jurisdiction.
3. At Substantial Completion, repair, renovate, and clean permanent facilities used during construction period. Comply with final cleaning requirements specified in Section 017700 "Closeout Procedures."

END OF SECTION 015000

SECTION 015639 - ENVIRONMENTAL PROTECTION

PART 1 - GENERAL

1.1 ENVIRONMENTAL PROTECTION

- A. Environmental protection considerations consist of, but are not limited to, the following factors:
 - 1. Natural resources including air, water, and land.
 - 2. Solid waste disposal.
 - 3. Noise.
 - 4. Control of toxic substances and hazardous materials.
 - 5. The presence of chemical, physical, and biological elements and agents that adversely effect and alter ecological balances.

1.2 GENERAL REQUIREMENTS

- A. Provide and maintain environmental protection defined herein, other Sections and as indicated in the Drawings.
- B. Comply with all Federal, State, and local laws, ordinances and regulations pertaining to environmental protection.
- C. Compliance by subcontractors with the provisions of this and various other sections of these specifications is the responsibility of the Contractor.
- D. Use of equipment from which factory-installed, anti-pollution and noise control devices are removed or rendered ineffective, either intentionally or through lack of proper maintenance is prohibited.
- E. Furnish a certificate that all materials and operating equipment installed as a part of this project, the installation thereof and all equipment used in the construction, are in compliance with all applicable local laws, ordinances, regulations and permits concerning environmental pollution control and abatement.

1.3 PROTECTION OF NATURAL RESOURCES

- A. General: It is intended that the natural resources within the project boundaries and outside the limits of permanent work performed be preserved in their existing condition, be restored to an equivalent of the existing condition or improved as indicated, as approved by the Architect/Engineer, upon completion of the work. Confine on-site construction activities to areas defined by the drawings and specifications.

1.4 TOXIC SUBSTANCES

- B. Asbestos and Hazardous Materials Procedure: In the event the Contractor, during the course of the work on the project, encounters the presence of asbestos or any materials containing asbestos, or polychlorinated biphenyl (PCB's) or any other hazardous materials as recognized by local Authorities having jurisdiction, promptly notify the Owner through the Architect/Engineer. Do not perform any work pertinent to the asbestos or hazardous material prior to receipt of special instructions from the Owner through the Architect/Engineer. Any delay in the progress of the work as a result of encountering either asbestos or hazardous materials on the project will be mitigated by the Architect/Engineer. Within 24 hours of this notification to the Owner through the Architect/Engineer of the encountering of the presence of asbestos or hazardous materials, the Contractor will meet with the Architect/Engineer to replan and work around the affected area. The Architect/Engineer will provide the special instructions without delay and upon confirmation by the local Authorities of the actions taken and authorize work to progress.
- C. Comply with all applicable provisions of the National Emission Standards for Asbestos (40 CFR 61 Subpart B).
- D. Comply with the local regulations of polychlorinated biphenyl (PCB). Since these chemicals are used in some existing insulation, existing fixed and vehicular transformers, assure proper marking, handling, and disposal of any PCB's in accordance with the regulations of 40 CFR 761.
 - 1. Do not use PCB chemical substance, mixture, equipment, container, sealant, coating, or dust-control agent except in accordance with regulations of 40 CFR 761.
 - 2. Immediately report any PCB chemical substance, mixture, equipment, container, sealant, coating or dust control agent found stored within the project area to the Architect in writing and stop work in the area.
- E. Tests for lead paint have not been performed.

1.5 Asbestos. Is not known to be present.

1.6 CONTROL AND DISPOSAL OF EXCESS MATERIAL, TRASH AND DEBRIS

- A. Dispose of excess excavated material that is approved by the Architect/Engineer as clean fill onsite if an onsite soil disposal area is approved by the Architect/Engineer. If no such site is approved, dispose of the material in accordance with the provision of paragraph 1.5 (C).
- B. Pick-up trash and place in containers. Empty containers on a regular schedule. Conduct handling and disposal to prevent contamination of the site and other areas. Do not dispose of in areas of natural vegetation. On completion, leave the area clean and natural looking.
- C. Dispose of rubbish and debris as follows:
 - 1. Transport all waste off the site and dispose of it in a manner that complies with State, and local requirements. Secure a permit or license prior to transporting any material off the site. Do not burn or bury waste materials on the site.

1.7 CONTROL AND DISPOSAL OF CHEMICAL AND SANITARY WASTES

- A. Store chemical waste in corrosion-resistant containers, remove from the project site, and dispose of as necessary, but not less frequently than monthly. Provide for disposal of chemical waste in accordance with standard established practices as approved by the Architect. Dispose of lubricants to be discarded in accordance with approved procedures meeting state, and local regulations.

1.8 DUST CONTROL

- A. Keep dust down at all times including nonworking hours, weekends, and holidays.
- B. Secure and cover transport equipment and loose materials in transit to ensure that materials do not become airborne during transit.

PART 2 - PRODUCTS (Not Used)

PART 3 - EXECUTION (Not Used)

END OF SECTION 01560

(This sheet left intentionally blank)

SECTION 016000 - PRODUCT REQUIREMENTS

PART 1 - GENERAL

1.1 RELATED DOCUMENTS

- A. Drawings and general provisions of the Contract, including General and Supplementary Conditions and other Division 1 Specification Sections, apply to this Section.

1.2 SUMMARY

- A. This Section includes administrative and procedural requirements for selection of products for use in Project; product delivery, storage, and handling; manufacturers' standard warranties on products; special warranties; product substitutions; and comparable products.
- B. Related Sections include but are not limited to the following:
 - 1. Division 1 Section "Reference Standards and Definitions" for applicable industry standards for products specified.
 - 2. Division 1 Section "Closeout Procedures" for submitting warranties for Contract closeout.
 - 3. Other included Sections for specific requirements for warranties on products and installations specified to be warranted.

1.3 DEFINITIONS

- A. Products: Items purchased for incorporating into the Work, whether purchased for Project or taken from previously purchased stock. The term "product" includes the terms "material," "equipment," "system," and terms of similar intent.
 - 1. Named Products: Items identified by manufacturer's product name, including make or model number or other designation shown or listed in manufacturer's published product literature that is current as of date of the Contract Documents.
 - 2. New Products: Items that have not previously been incorporated into another project or facility, except that products consisting of recycled-content materials are allowed, unless explicitly stated otherwise. Products salvaged or recycled from other projects are not considered new products.
 - 3. Comparable Product: Product that is demonstrated and approved through submittal process, or where indicated as a product substitution, to have the indicated qualities related to type, function, dimension, in-service performance, physical properties, appearance, and other characteristics that equal or exceed those of specified product.
- B. Substitutions: Changes in products, materials, equipment, and methods of construction from those required by the Contract Documents and proposed by Contractor.

C. Basis-of-Design Product Specification: Where a specific manufacturer's product is named and accompanied by the words "basis of design," including make or model number or other designation, to establish the significant qualities related to type, function, dimension, in-service performance, physical properties, appearance, and other characteristics for purposes of evaluating comparable products of other named manufacturers.

1.4 SUBMITTALS

- A. Product List: Submit a list, in tabular form, showing specified products. Include generic names of products required. Include manufacturer's name and proprietary product names for each product.
1. Coordinate product list with Contractor's Construction Schedule and the Submittals Schedule.
 2. Form: Tabulate information for each product under the following column headings:
 - a. Specification Section number and title.
 - b. Generic name used in the Contract Documents.
 - c. Proprietary name, model number, and similar designations.
 - d. Manufacturer's name and address.
 - e. Supplier's name and address.
 - f. Installer's name and address.
 - g. Projected delivery date or time span of delivery period.
 - h. Identification of items that require early submittal approval for scheduled delivery date.
 3. Initial Submittal: Within 30 days after date of commencement of the Work, submit 3 copies of initial product list. Include a written explanation for omissions of data and for variations from Contract requirements.
 - a. At Contractor's option, initial submittal may be limited to product selections and designations that must be established early in Contract period.
 4. Completed List: Within 60 days after date of commencement of the Work, submit 3 copies of completed product list. Include a written explanation for omissions of data and for variations from Contract requirements.
 5. Architect's Action: Architect will respond in writing to Contractor within 15 days of receipt of completed product list. Architect's response will include a list of unacceptable product selections and a brief explanation of reasons for this action. Architect's response, or lack of response, does not constitute a waiver of requirement to comply with the Contract Documents.
- B. Substitution Requests: Submit three copies of each request for consideration. Identify product or fabrication or installation method to be replaced. Include Specification Section number and title and Drawing numbers and titles.
1. Substitution Request Form: Use CSI Form 13.1A at the end of this section.

2. Documentation: Show compliance with requirements for substitutions and the following, as applicable:
 - a. Statement indicating why specified material or product cannot be provided.
 - b. Coordination information, including a list of changes or modifications needed to other parts of the Work and to construction performed by Owner and separate contractors that will be necessary to accommodate proposed substitution.
 - c. Detailed comparison of significant qualities of proposed substitution with those of the Work specified. Significant qualities may include attributes such as performance, weight, size, durability, visual effect, and specific features and requirements indicated.
 - d. Product Data, including drawings and descriptions of products and fabrication and installation procedures.
 - e. Samples, where applicable or requested.
 - f. List of similar installations for completed projects with project names and addresses and names and addresses of architects and owners.
 - g. Material test reports from a qualified testing agency indicating and interpreting test results for compliance with requirements indicated.
 - h. Research/evaluation reports evidencing compliance with building code in effect for Project, from a model code organization acceptable to authorities having jurisdiction.
 - i. Detailed comparison of Contractor's Construction Schedule using proposed substitution with products specified for the Work, including effect on the overall Contract Time. If specified product or method of construction cannot be provided within the Contract Time, include letter from manufacturer, on manufacturer's letterhead, stating lack of availability or delays in delivery.
 - j. Cost information, including a proposal of change, if any, in the Contract Sum.
 - k. Contractor's certification that proposed substitution complies with requirements in the Contract Documents and is appropriate for applications indicated.
 - l. Contractor's waiver of rights to additional payment or time that may subsequently become necessary because of failure of proposed substitution to produce indicated results.
 3. Architect's/Engineer's Action: If necessary, Architect/Engineer will request additional information or documentation for evaluation within 7 days of receipt of a request for substitution. Architect/Engineer will notify Contractor of acceptance or rejection of proposed substitution within 15 days of receipt of request, or 7 days of receipt of additional information or documentation, whichever is later.
 - a. Form of Acceptance: Change Order.
 - b. Use product specified if Architect/Engineer cannot make a decision on use of a proposed substitution within time allocated.
- C. Comparable Product Requests: Submit three copies of each request for consideration. Identify product or fabrication or installation method to be replaced. Include Specification Section number and title and Drawing numbers and titles.
1. Architect's Action: If necessary, Architect/Engineer will request additional information or documentation for evaluation within one week of receipt of a comparable product request. Architect/Engineer will notify Contractor of approval or rejection of proposed

comparable product request within 15 days of receipt of request, or 7 days of receipt of additional information or documentation, whichever is later.

- a. Form of Approval: As specified in Division 1 Section "Submittal Procedures."
- b. Use product specified if Architect cannot make a decision on use of a comparable product request within time allocated.

- D. Basis-of-Design Product Specification Submittal: Comply with requirements in Division 1 Section "Submittal Procedures." Show compliance with requirements.

1.5 QUALITY ASSURANCE

- A. Compatibility of Options: If Contractor is given option of selecting between two or more products for use on Project, product selected shall be compatible with products previously selected, even if previously selected products were also options.

1. Each contractor is responsible for providing products and construction methods compatible with products and construction methods of other contractors.
2. If a dispute arises between contractors over concurrently selectable but incompatible products, Architect/Engineer will determine which products shall be used.

1.6 PRODUCT DELIVERY, STORAGE, AND HANDLING

- A. Deliver, store, and handle products using means and methods that will prevent damage, deterioration, and loss, including theft. Comply with manufacturer's written instructions.

- B. Delivery and Handling:

1. Schedule delivery to minimize long-term storage at Project site and to prevent overcrowding of construction spaces.
2. Coordinate delivery with installation time to ensure minimum holding time for items that are flammable, hazardous, easily damaged, or sensitive to deterioration, theft, and other losses.
3. Deliver products to Project site in an undamaged condition in manufacturer's original sealed container or other packaging system, complete with labels and instructions for handling, storing, unpacking, protecting, and installing.
4. Inspect products on delivery to ensure compliance with the Contract Documents and to ensure that products are undamaged and properly protected.

- C. Storage:

1. Store products to allow for inspection and measurement of quantity or counting of units.
2. Store materials in a manner that will not endanger Project structure.
3. Store products that are subject to damage by the elements, under cover in a weathertight enclosure above ground, with ventilation adequate to prevent condensation.
4. Store cementitious products and materials on elevated platforms.
5. Store foam plastic from exposure to sunlight, except to extent necessary for period of installation and concealment.

6. Comply with product manufacturer's written instructions for temperature, humidity, ventilation, and weather-protection requirements for storage.
7. Protect stored products from damage and liquids from freezing.
8. Provide a secure location and enclosure at Project site for storage of materials and equipment by Owner's construction forces. Coordinate location with Owner.

1.7 PRODUCT WARRANTIES

- A. Warranties specified in other Sections shall be in addition to, and run concurrent with, other warranties required by the Contract Documents. Manufacturer's disclaimers and limitations on product warranties do not relieve Contractor of obligations under requirements of the Contract Documents.
 1. Manufacturer's Warranty: Preprinted written warranty published by individual manufacturer for a particular product and specifically endorsed by manufacturer to Owner.
 2. Special Warranty: Written warranty required by or incorporated into the Contract Documents, either to extend time limit provided by manufacturer's warranty or to provide more rights for Owner.
- B. Special Warranties: Prepare a written document that contains appropriate terms and identification, ready for execution. Submit a draft for approval before final execution.
 1. Manufacturer's Standard Form: Modified to include Project-specific information and properly executed.
 2. Specified Form: When specified forms are included with the Specifications, prepare a written document using appropriate form properly executed.
 3. Refer to Divisions 2 through 33 Sections for specific content requirements and particular requirements for submitting special warranties.
- C. Submittal Time: Comply with requirements in Division 1 Section "Closeout Procedures."

PART 2 - PRODUCTS

2.1 PRODUCT SELECTION PROCEDURES

- A. General Product Requirements: Provide products that comply with the Contract Documents, that are undamaged and, unless otherwise indicated, that are new at time of installation.
 1. Provide products complete with accessories, trim, finish, fasteners, and other items needed for a complete installation and indicated use and effect.
 2. Standard Products: If available, and unless custom products or nonstandard options are specified, provide standard products of types that have been produced and used successfully in similar situations on other projects.
 3. Owner reserves the right to limit selection to products with warranties not in conflict with requirements of the Contract Documents.
 4. Where products are accompanied by the term "as selected," Architect will make selection.

5. Where products are accompanied by the term "match sample," sample to be matched is Architect's.
6. Descriptive, performance, and reference standard requirements in the Specifications establish "salient characteristics" of products.
7. Or Equal: Where products are specified by name and accompanied by the term "or equal" or "or approved equal" or "or approved," comply with provisions in Part 2 "Comparable Products" Article to obtain approval for use of an unnamed product.

B. Product Selection Procedures:

1. Product: Where Specifications name a single product and manufacturer, provide the named product that complies with requirements.
2. Manufacturer/Source: Where Specifications name a single manufacturer or source, provide a product by the named manufacturer or source that complies with requirements.
3. Products: Where Specifications include a list of names of both products and manufacturers, provide one of the products listed that complies with requirements.
4. Manufacturers: Where Specifications include a list of manufacturers' names, provide a product by one of the manufacturers listed that complies with requirements.
5. Available Products: Where Specifications include a list of names of both products and manufacturers, provide one of the products listed, or an unnamed product, that complies with requirements. Comply with provisions in Part 2 "Comparable Products" Article for consideration of an unnamed product.
6. Available Manufacturers: Where Specifications include a list of manufacturers, provide a product by one of the manufacturers listed, or an unnamed manufacturer, that complies with requirements. Comply with provisions in Part 2 "Comparable Products" Article for consideration of an unnamed product.
7. Product Options: Where Specifications indicate that sizes, profiles, and dimensional requirements on Drawings are based on a specific product or system, provide the specified product or system. Comply with provisions in Part 2 "Product Substitutions" Article for consideration of an unnamed product or system.
8. Basis-of-Design Product: Where Specifications name a product and include a list of manufacturers, provide the specified product or a comparable product by one of the other named manufacturers. Drawings and Specifications indicate sizes, profiles, dimensions, and other characteristics that are based on the product named. Comply with provisions in Part 2 "Comparable Products" Article for consideration of an unnamed product by the other named manufacturers.
9. Visual Matching Specification: Where Specifications require matching an established Sample, select a product that complies with requirements and matches Architect's/Engineer's sample. Architect's decision will be final on whether a proposed product matches.
 - a. If no product available within specified category matches and complies with other specified requirements, comply with provisions in Part 2 "Product Substitutions" Article for proposal of product.
10. Visual Selection Specification: Where Specifications include the phrase "as selected from manufacturer's colors, patterns, textures" or a similar phrase, select a product that complies with other specified requirements.
 - a. Standard Range: Where Specifications include the phrase "standard range of colors, patterns, textures" or similar phrase, Architect will select color, pattern,

density, or texture from manufacturer's product line that does not include premium items.

- b. Full Range: Where Specifications include the phrase "full range of colors, patterns, textures" or similar phrase, Architect will select color, pattern, density, or texture from manufacturer's product line that includes both standard and premium items.

2.2 PRODUCT SUBSTITUTIONS

- A. Timing: Architect will consider requests for substitution if received within **30** days after the Notice to Proceed. Requests received after that time may be considered or rejected at discretion of Architect.
- B. Conditions: Architect/Engineer will consider Contractor's request for substitution when the following conditions are satisfied. If the following conditions are not satisfied, Architect will return requests without action, except to record noncompliance with these requirements:
 1. Requested substitution offers Owner a substantial advantage in cost, time, energy conservation, or other considerations, after deducting additional responsibilities Owner must assume. Owner's additional responsibilities may include compensation to Architect for redesign and evaluation services, increased cost of other construction by Owner, and similar considerations.
 2. Requested substitution does not require extensive revisions to the Contract Documents.
 3. Requested substitution is consistent with the Contract Documents and will produce indicated results.
 4. Substitution request is fully documented and properly submitted.
 5. Requested substitution will not adversely affect Contractor's Construction Schedule.
 6. Requested substitution has received necessary approvals of authorities having jurisdiction.
 7. Requested substitution is compatible with other portions of the Work.
 8. Requested substitution has been coordinated with other portions of the Work.
 9. Requested substitution provides specified warranty.
 10. If requested substitution involves more than one contractor, requested substitution has been coordinated with other portions of the Work, is uniform and consistent, is compatible with other products, and is acceptable to all contractors involved.

2.3 COMPARABLE PRODUCTS

- A. Conditions: Architect/Engineer will consider Contractor's request for comparable product when the following conditions are satisfied. If the following conditions are not satisfied, Architect will return requests without action, except to record noncompliance with these requirements:
 1. Evidence that the proposed product does not require extensive revisions to the Contract Documents that it is consistent with the Contract Documents and will produce the indicated results, and that it is compatible with other portions of the Work.
 2. Detailed comparison of significant qualities of proposed product with those named in the Specifications. Significant qualities include attributes such as performance, weight, size, durability, visual effect, and specific features and requirements indicated.
 3. Evidence that proposed product provides specified warranty.

4. List of similar installations for completed projects with project names and addresses and names and addresses of architects and owners, if requested.
5. Samples, if requested.

PART 3 - EXECUTION (Not Used)



SUBSTITUTION REQUEST

(After the Bidding/Negotiating Phase)

Project: _____ Substitution Request Number: _____

From: _____
To: _____ Date: _____

A/E Project Number: _____
Re: _____ Contract For: _____

Specification Title: _____ Description: _____
Section: _____ Page: _____ Article/Paragraph: _____

Proposed Substitution: _____
Manufacturer: _____ Phone: _____
Address: _____
Trade Name: _____ Model No.: _____
Installer: _____ Phone: _____
Address: _____

History: New product 1-4 years old 5-10 years old More than 10 years old

Differences between proposed substitution and specified product:

Point-by-point comparative data attached — REQUIRED BY A/E

Reason for not providing specified item:

Similar Installation

Project: _____ Architect: _____
Address: _____ Owner: _____
_____ Date Installed: _____

Proposed substitution affects other parts of Work: No Yes; explain _____

Savings to Owner for accepting substitution: _____ (\$ _____)

Proposed substitution changes Contract Time: No Yes [Add] [Deduct] _____ days.

Supporting Data Attached: Drawings Product Data Samples Tests Reports _____

SUBSTITUTION REQUEST

(After the Bidding/Negotiating Phase — Continued)

The Undersigned certifies:

- Proposed substitution has been fully investigated and determined to be equal or superior in all respects to specified product.
- Same warranty will be furnished for proposed substitution as for specified product.
- Same maintenance service and source of replacement parts, as applicable, is available.
- Proposed substitution will have no adverse effect on other trades and will not affect or delay progress schedule.
- Cost data as stated above is complete. Claims for additional costs related to accepted substitution which may subsequently become apparent are to be waived.
- Proposed substitution does not affect dimensions and functional clearances.
- Payment will be made for changes to building design, including A/E design, detailing, and construction costs caused by the substitution.
- Coordination, installation, and changes in the Work as necessary for accepted substitution will be complete in all respects.

Submitted by: _____

Signed by: _____

Firm: _____

Address: _____

Telephone: _____

Attachments:

A/E's REVIEW AND ACTION

- Substitution approved - Make submittals in accordance with Specification Section 01 25 00 Substitution Procedures.
- Substitution approved as noted - Make submittals in accordance with Specification Section 01 25 00 Substitution Procedures
- Substitution rejected - Use specified materials.
- Substitution Request received too late - Use specified materials.

Signed by: _____ Date: _____

Additional Comments: Contractor Subcontractor Supplier Manufacturer A/E
 Other:

END OF SECTION 016000

SECTION 017300 - EXECUTION REQUIREMENTS

PART 1 - GENERAL

1.1 RELATED DOCUMENTS

- A. Drawings and general provisions of the Contract, including General and Supplementary Conditions and other Division 1 Specification Sections, apply to this Section.

1.2 SUMMARY

- A. This Section includes general procedural requirements governing execution of the Work including, but not limited to, the following:
 - 1. Construction layout.
 - 2. General installation of products.
 - 3. Coordination of Owner-installed products.
 - 4. Progress cleaning.
 - 5. Starting and adjusting.
 - 6. Protection of installed construction.
 - 7. Correction of the Work.
- B. Related Sections include the following:
 - 1. Division 1 Section "Project Management and Coordination" for procedures for coordinating field engineering with other construction activities.
 - 2. Division 1 Section "Cutting and Patching" for procedural requirements for cutting and patching necessary for the installation or performance of other components of the Work.
 - 3. Division 1 Section "Closeout Procedures" for submitting final property survey with Project Record Documents, recording of Owner-accepted deviations from indicated lines and levels, and final cleaning.
 - 4. Division 02 Section "Selective Demolition" for demolition and removal of selected portions of the building.

PART 2 - PRODUCTS (Not Used)

PART 3 - EXECUTION

3.1 EXAMINATION

- A. Existing Conditions: The existence and location of site improvements, utilities, and other construction indicated as existing are not guaranteed. Before beginning work, investigate and verify the existence and location of mechanical and electrical systems and other construction affecting the Work.

1. Before construction, verify the location and points of connection of utility services.
- B. Existing Utilities: The existence and location of underground and other utilities and construction indicated as existing are not guaranteed. Before beginning sitework, investigate and verify the existence and location of underground utilities and other construction affecting the Work.
1. Before construction, verify the location and invert elevation at points of connection of sanitary sewer, storm sewer, and water-service piping; and underground electrical services.
 2. Furnish location data for work related to Project that must be performed by public utilities serving Project site.
- C. Acceptance of Conditions: Examine substrates, areas, and conditions, with Installer or Applicator present where indicated, for compliance with requirements for installation tolerances and other conditions affecting performance. Record observations.
1. Written Report: Where a written report listing conditions detrimental to performance of the Work is required by other Sections, include the following:
 - a. Description of the Work.
 - b. List of detrimental conditions, including substrates.
 - c. List of unacceptable installation tolerances.
 - d. Recommended corrections.
 2. Verify compatibility with and suitability of substrates, including compatibility with existing finishes or primers.
 3. Examine roughing-in for mechanical and electrical systems to verify actual locations of connections before equipment and fixture installation.
 4. Examine walls, floors, and roofs for suitable conditions where products and systems are to be installed.
 5. Proceed with installation only after unsatisfactory conditions have been corrected. Proceeding with the Work indicates acceptance of surfaces and conditions.

3.2 PREPARATION

- A. Existing Utility Information: Furnish information to local utility that is necessary to adjust, move, or relocate existing utility structures, utility poles, lines, services, or other utility appurtenances located in or affected by construction. Coordinate with authorities having jurisdiction.
- B. Field Measurements: Take field measurements as required to fit the Work properly. Recheck measurements before installing each product. Where portions of the Work are indicated to fit to other construction, verify dimensions of other construction by field measurements before fabrication. Coordinate fabrication schedule with construction progress to avoid delaying the Work.
- C. Space Requirements: Verify space requirements and dimensions of items shown diagrammatically on Drawings.

- D. Review of Contract Documents and Field Conditions: Immediately on discovery of the need for clarification of the Contract Documents, submit a request for information to Architect. Include a detailed description of problem encountered, together with recommendations for changing the Contract Documents. Submit requests on CSI Form 13.2A, "Request for Interpretation."

3.3 CONSTRUCTION LAYOUT

- A. Verification: Before proceeding to lay out the Work, verify layout information shown on Drawings, in relation to the property survey and existing benchmarks. If discrepancies are discovered, notify Architect promptly.
- B. Site Improvements: Locate and lay out site improvements, including pavements, grading, fill and topsoil placement, utility slopes, and invert elevations.
- C. Building Lines and Levels: Locate and lay out control lines and levels for foundations including those required for mechanical and electrical work. Transfer survey markings and elevations for use with control lines and levels. Level foundations from two or more locations.
- D. Record Log: Maintain a log of layout control work. Record deviations from required lines and levels. Include beginning and ending dates and times of surveys, weather conditions, name and duty of each survey party member, and types of instruments and tapes used. Make the log available for reference by Architect.

3.4 INSTALLATION

- A. General: Locate the Work and components of the Work accurately, in correct alignment and elevation, as indicated.
 - 1. Make vertical work plumb and make horizontal work level.
 - 2. Where space is limited, install components to maximize space available for maintenance and ease of removal for replacement.
 - 3. Conceal pipes, ducts, and wiring in finished areas, unless otherwise indicated.
 - 4. Maintain minimum headroom clearance of 8 feet (2.4 m) in spaces without a suspended ceiling.
- B. Comply with manufacturer's written instructions and recommendations for installing products in applications indicated.
- C. Install products at the time and under conditions that will ensure the best possible results. Maintain conditions required for product performance until Substantial Completion.
- D. Conduct construction operations so no part of the Work is subjected to damaging operations or loading in excess of that expected during normal conditions of occupancy.
- E. Tools and Equipment: Do not use tools or equipment that produces harmful noise levels.
- F. Templates: Obtain and distribute to the parties involved templates for work specified to be factory prepared and field installed. Check Shop Drawings of other work to confirm that

adequate provisions are made for locating and installing products to comply with indicated requirements.

- G. Anchors and Fasteners: Provide anchors and fasteners as required to anchor each component securely in place, accurately located and aligned with other portions of the Work.
 - 1. Mounting Heights: Where mounting heights are not indicated, mount components at heights directed by Architect/engineer.
 - 2. Allow for building movement, including thermal expansion and contraction.
 - 3. Coordinate installation of anchorages. Furnish setting drawings, templates, and directions for installing anchorages, including sleeves, concrete inserts, anchor bolts, and items with integral anchors, that are to be embedded in concrete or masonry. Deliver such items to Project site in time for installation.
- H. Joints: Make joints of uniform width. Where joint locations in exposed work are not indicated, arrange joints for the best visual effect. Fit exposed connections together to form hairline joints.
- I. Hazardous Materials: Use products, cleaners, and installation materials that are not considered hazardous.

3.5 OWNER-INSTALLED PRODUCTS

- A. Site Access: Provide access to Project site for Owner's construction forces.
- B. Coordination: Coordinate construction and operations of the Work with work performed by Owner's construction forces.
 - 1. Construction Schedule: Inform Owner of Contractor's preferred construction schedule for Owner's portion of the Work. Adjust construction schedule based on a mutually agreeable timetable. Notify Owner if changes to schedule are required due to differences in actual construction progress.
 - 2. Preinstallation Conferences: Include Owner's construction forces at preinstallation conferences covering portions of the Work that are to receive Owner's work. Attend preinstallation conferences conducted by Owner's construction forces if portions of the Work depend on Owner's construction.

3.6 PROGRESS CLEANING

- A. General: Clean Project site and work areas daily, including common areas. Coordinate progress cleaning for joint-use areas where more than one installer has worked. Enforce requirements strictly. Dispose of materials lawfully.
 - 1. Comply with requirements in NFPA 241 for removal of combustible waste materials and debris.
 - 2. Do not hold materials more than 7 days during normal weather or 3 days if the temperature is expected to rise above 80 deg F (27 deg C).
 - 3. Containerize hazardous and unsanitary waste materials separately from other waste. Mark containers appropriately and dispose of legally, according to regulations.

- B. Site: Maintain Project site free of waste materials and debris.
- C. Work Areas: Clean areas where work is in progress to the level of cleanliness necessary for proper execution of the Work.
 - 1. Remove liquid spills promptly.
 - 2. Where dust would impair proper execution of the Work, broom-clean or vacuum the entire work area, as appropriate.
- D. Installed Work: Keep installed work clean. Clean installed surfaces according to written instructions of manufacturer or fabricator of product installed, using only cleaning materials specifically recommended. If specific cleaning materials are not recommended, use cleaning materials that are not hazardous to health or property and that will not damage exposed surfaces.
- E. Concealed Spaces: Remove debris from concealed spaces before enclosing the space.
- F. Exposed Surfaces in Finished Areas: Clean exposed surfaces and protect as necessary to ensure freedom from damage and deterioration at time of Substantial Completion.
- G. Waste Disposal: Burying or burning waste materials on-site will not be permitted. Washing waste materials down sewers or into waterways will not be permitted.
- H. During handling and installation, clean and protect construction in progress and adjoining materials already in place. Apply protective covering where required to ensure protection from damage or deterioration at Substantial Completion.
- I. Clean and provide maintenance on completed construction as frequently as necessary through the remainder of the construction period. Adjust and lubricate operable components to ensure operability without damaging effects.
- J. Limiting Exposures: Supervise construction operations to assure that no part of the construction, completed or in progress, is subject to harmful, dangerous, damaging, or otherwise deleterious exposure during the construction period.

3.7 STARTING AND ADJUSTING

- A. Start equipment and operating components to confirm proper operation. Remove malfunctioning units, replace with new units, and retest.
- B. Adjust operating components for proper operation without binding. Adjust equipment for proper operation.
- C. Test each piece of equipment to verify proper operation. Test and adjust controls and safeties. Replace damaged and malfunctioning controls and equipment.
- D. Manufacturer's Field Service: If a factory-authorized service representative is required to inspect field-assembled components and equipment installation, comply with qualification requirements in Division 1 Section "Quality Requirements."

3.8 PROTECTION OF INSTALLED CONSTRUCTION

- A. Provide final protection and maintain conditions that ensure installed Work is without damage or deterioration at time of Substantial Completion.
- B. Comply with manufacturer's written instructions for temperature and relative humidity.

3.9 CORRECTION OF THE WORK

- A. Repair or remove and replace defective construction. Restore damaged substrates and finishes. Comply with requirements in Division 1 Section "Cutting and Patching."
 - 1. Repairing includes replacing defective parts, refinishing damaged surfaces, touching up with matching materials, and properly adjusting operating equipment.
- B. Restore permanent facilities used during construction to their specified condition.
- C. Remove and replace damaged surfaces that are exposed to view if surfaces cannot be repaired without visible evidence of repair.
- D. Repair components that do not operate properly. Remove and replace operating components that cannot be repaired.
- E. Remove and replace chipped, scratched, and broken glass or reflective surfaces.

END OF SECTION 017000

SECTION 017329 - CUTTING AND PATCHING

PART 1 - GENERAL

1.1 RELATED DOCUMENTS

- A. Drawings and general provisions of the Contract, including General and Supplementary Conditions and other Division 1 Specification Sections, apply to this Section.

1.2 SUMMARY

- A. This Section includes procedural requirements for cutting and patching.
- B. Related Sections include the but are not limited to the following:
 - 1. Division 2 Section "Selective Demolition" for demolition of selected portions of the building for alterations.

1.3 DEFINITIONS

- A. Cutting: Removal of existing construction necessary to permit installation or performance of other Work.
- B. Patching: Fitting and repair work required to restore surfaces to original conditions after installation of other Work.

1.4 QUALITY ASSURANCE

- A. Structural Elements: Do not cut and patch structural elements in a manner that could change their load-carrying capacity or load-deflection ratio.
- B. Operational Elements: Do not cut and patch the following operating elements and related components in a manner that results in reducing their capacity to perform as intended or that result in increased maintenance or decreased operational life or safety.
 - 1. Primary operational systems and equipment.
 - 2. Fire-protection systems.
 - 3. Control systems.
 - 4. Communication systems.
 - 5. Electrical wiring systems.

- C. Miscellaneous Elements: Do not cut and patch the following elements or related components in a manner that could change their load-carrying capacity, which results in reducing their capacity to perform as intended, or that result in increased maintenance or decreased operational life or safety.
 - 1. Water, moisture, or vapor barriers.
 - 2. Membranes and flashings.
 - 3. Piping and ductwork.
- D. Visual Requirements: Do not cut and patch construction in a manner that results in visual evidence of cutting and patching. Do not cut and patch construction exposed on the exterior or in occupied spaces in a manner that would, in Architect's opinion, reduce the building's aesthetic qualities. Remove and replace construction that has been cut and patched in a visually unsatisfactory manner.
- E. Cutting and Patching Conference: Before proceeding, meet at Project site with parties involved in cutting and patching, including mechanical and electrical trades. Review areas of potential interference and conflict. Coordinate procedures and resolve potential conflicts before proceeding.

PART 2 - PRODUCTS

2.1 MATERIALS

- A. General: Comply with requirements specified in other Sections of these Specifications.
- B. Existing Materials: Use materials identical to existing materials. For exposed surfaces, use materials that visually match existing adjacent surfaces to the fullest extent possible.
 - 1. If identical materials are unavailable or cannot be used, use materials that, when installed, will match the visual and functional performance of existing materials.

PART 3 - EXECUTION

3.1 EXAMINATION

- A. Examine surfaces to be cut and patched and conditions under which cutting and patching are to be performed.
 - 1. Compatibility: Before patching, verify compatibility with and suitability of substrates, including compatibility with existing finishes or primers.
 - 2. Proceed with installation only after unsafe or unsatisfactory conditions have been corrected.

3.2 PREPARATION

- A. Temporary Support: Provide temporary support of Work to be cut.
- B. Protection: Protect existing construction during cutting and patching to prevent damage. Provide protection from adverse weather conditions for portions of Project that might be exposed during cutting and patching operations.
- C. Adjoining Areas: Avoid interference with use of adjoining areas or interruption of free passage to adjoining areas.

3.3 PERFORMANCE

- A. General: Employ skilled workers to perform cutting and patching. Proceed with cutting and patching at the earliest feasible time, and complete without delay.
 - 1. Cut existing construction to provide for installation of other components or performance of other construction, and subsequently patch as required to restore surfaces to their original condition.
- B. Cutting: Cut existing construction by sawing, drilling, breaking, chipping, grinding, and similar operations, including excavation, using methods least likely to damage elements retained or adjoining construction. If possible, review proposed procedures with original Installer; comply with original Installer's written recommendations.
 - 1. In general, use hand or small power tools designed for sawing and grinding, not hammering and chopping. Cut holes and slots as small as possible, neatly to size required, and with minimum disturbance of adjacent surfaces. Temporarily cover openings when not in use.
 - 2. Existing Finished Surfaces: Cut or drill from the exposed or finished side into concealed surfaces.
 - 3. Concrete & Masonry: Cut using a cutting machine, such as an abrasive saw or a diamond-core drill.
 - 4. Excavating and Backfilling: Comply with requirements in applicable Division 2 Sections where required by cutting and patching operations.
 - 5. Proceed with patching after construction operations requiring cutting are complete.
- C. Patching: Patch construction by filling, repairing, refinishing, closing up, and similar operations following performance of other Work. Patch with durable seams that are as invisible as possible. Provide materials and comply with installation requirements specified in other Sections of these Specifications.
 - 1. Inspection: Where feasible, test and inspect patched areas after completion to demonstrate integrity of installation.
 - 2. Exposed Finishes: Restore exposed finishes of patched areas and extend finish restoration into retained adjoining construction in a manner that will eliminate evidence of patching and refinishing.

3. Floors and Walls: Where walls or partitions that are removed extend one finished area into another, patch and repair floor and wall surfaces in the new space. Provide an even surface of uniform finish, color, texture, and appearance. Remove existing floor and wall coverings and replace with new materials, if necessary, to achieve uniform color and appearance.
 - a. Where patching occurs in a painted surface, apply primer and intermediate paint coats over the patch and apply final paint coat over entire unbroken surface containing the patch. Provide additional coats until patch blends with adjacent surfaces.
4. Ceilings: Patch, repair, or rehang existing ceilings as necessary to provide an even-plane surface of uniform appearance.
5. Exterior Building Enclosure: Patch components in a manner that restores enclosure to a weathertight condition.

END OF SECTION 017329

SECTION 01 74 19

CONSTRUCTION WASTE MANAGEMENT

PART 1 – GENERAL

1.1 SUMMARY

- A. Section includes: Administrative and procedural requirements for construction waste management activities.

1.2 DEFINITIONS

- A. Construction, Demolition, and Land clearing (CDL) Waste: Includes all non-hazardous solid wastes resulting from construction, remodeling, alterations, repair, demolition and land clearing. Includes material that is recycled, reused, salvaged or disposed as garbage.
- B. Salvage: Recovery of materials for on-site reuse, sale or donation to a third party.
- C. Reuse: Making use of a material without altering its form. Materials can be reused on-site or reused on other projects off-site. Examples include, but are not limited to the following: Crushing or grinding of concrete for use as sub-base material. Chipping of land clearing debris for use as mulch.
- D. Recycling: The process of sorting, cleaning, treating, and reconstituting materials for the purpose of using the material in the manufacture of a new product.
- E. Source-Separated CDL Recycling: The process of separating recyclable materials in separate containers as they are generated on the job-site. The separated materials are hauled directly to a recycling facility or transfer station.
- F. Co-mingled CDL Recycling: The process of collecting mixed recyclable materials in one container on-site. The container is taken to a material recovery facility where materials are separated for recycling.
- G. Approved Recycling Facility: Any of the following:
 - 1. A facility that can legally accept CDL waste materials for the purpose of processing the materials into an altered form for the manufacture of a new product.
 - 2. Material Recovery Facility: A general term used to describe a waste-sorting facility. Mechanical, hand-separation, or a combination of both procedures, are used to recover recyclable materials.
- H. Universal waste components (UWC) are as follows: electric motors, PCB ballasts, non PCB ballasts, capacitors, contactors, circuit breakers, elemental and liquid mercury containing articles, transformers, lead acid batteries, fluorescent light bulbs, and all HID light bulbs.

1.3 SUBMITTALS

- A. Contractor shall develop a Waste Management Plan: Submit 3 copies of plan within 14 days of date established for the **Notice to Proceed**.
- B. Contractor shall provide Waste Management Report: Concurrent with each Application for Payment, submit **3** copies of report.

1.4 PERFORMANCE REQUIREMENTS

- A. General: Divert a minimum of **75%** CDL waste, by weight, from the landfill by one, or a combination of the following activities:
 - 1. Salvage
 - 2. Reuse
 - 3. Source-Separated CDL Recycling
 - 4. Co-mingled CDL Recycling
- B. CDL waste materials that can be salvaged, reused or recycled include, but are not limited to, the following:
 - 1. Acoustical ceiling tiles
 - 2. Asphalt
 - 3. Asphalt shingles
 - 4. Cardboard packaging
 - 5. Carpet and carpet pad
 - 6. Concrete
 - 7. Drywall
 - 8. Fluorescent lights and ballasts
 - 9. Land clearing debris (vegetation, stumpage, dirt)
 - 10. Metals
 - 11. Paint (through hazardous waste outlets)
 - 12. Wood
 - 13. Plastic film (sheeting, shrink wrap, packaging)
 - 14. Window glass
 - 15. Wood
 - 16. Field office waste, including office paper, aluminum cans, glass, plastic, and office cardboard.

1.5 QUALITY ASSURANCE

- A. Waste Management Coordinator Qualifications: Experienced firm, with a record of successful waste management coordination of projects with similar requirements, that employs a LEED Accredited Professional, certified by the USGBC as waste management coordinator.

CONSTRUCTION WASTE MANAGEMENT

- B. Refrigerant Recovery Technician Qualifications: Certified by EPA-approved certification program.
- C. Regulatory Requirements: Conduct construction waste management activities in accordance with hauling and disposal regulations of all authorities having jurisdiction and all other applicable laws and ordinances.
- D. Preconstruction Conference: Schedule and conduct meeting at Project site prior to construction activities.
 - 1. Attendees: Inform the following individuals, whose presence is required, of date and time of meeting.
 - a. Owner
 - b. Architect
 - c. Contractor's superintendent
 - d. Major subcontractors
 - e. Waste Management Coordinator
 - f. Other concerned parties.
 - 2. Agenda Items: Review methods and procedures related to waste management including, but not limited to, the following:
 - a. Review and discuss waste management plan including responsibilities of Waste Management Coordinator.
 - b. Review requirements for documenting quantities of each type of waste and its disposition.
 - c. Review and finalize procedures for materials separation and verify availability of containers and bins needed to avoid delays.
 - d. Review procedures for periodic waste collection and transportation to recycling and disposal facilities.
 - e. Review waste management requirements for each trade.
 - 3. Minutes: Record discussion. Distribute meeting minutes to all participants.
Note: If there is a Project Architect, they will perform this role.

1.6 WASTE MANAGEMENT PLAN – Contactor shall develop and document the following:

- A. Develop a plan to meet the requirements listed in this section at a minimum. Plan shall consist of waste identification, waste reduction plan and cost/revenue analysis. Distinguish between demolition and construction waste. Indicate quantities by weight throughout the plan.
- B. Indicate anticipated types and quantities of demolition, site-cleaning and construction waste generated by the project. List all assumptions made for the quantities estimates.
- C. List each type of waste and whether it will be salvaged, recycled, or disposed of in an landfill. The plan should included the following information:

1. Types and estimated quantities, by weight, of CDL waste expected to be generated during demolition and construction.

 2. Proposed methods for CDL waste salvage, reuse, recycling and disposal during demolition including, but not limited to, one or more of the following:
 - a. Contracting with a deconstruction specialist to salvage materials generated,
 - b. Selective salvage as part of demolition contractor's work,
 - c. Reuse of materials on-site or sale or donation to a third party.

 3. Proposed methods for salvage, reuse, recycling and disposal during construction including, but not limited to, one or more of the following:
 - a. Requiring subcontractors to take their CDL waste to a recycling facility;
 - b. Contracting with a recycling hauler to haul recyclable CDL waste to an approved recycling or material recovery facility;
 - c. Processing and reusing materials on-site;
 - d. Self-hauling to a recycling or material recovery facility.

 4. Name of recycling or material recovery facility receiving the CDL wastes.

 5. Handling and Transportation Procedures: Include method that will be used for separating recyclable waste including sizes of containers, container labeling, and designated location on project site where materials separation will be located.
- D. Cost/Revenue Analysis: Indicate total cost of waste disposal as if there was no waste management plan and net additional cost or net savings resulting from implementing waste management plan. Include the following:
1. Total quantity of waste.
 2. Estimated cost of disposal (cost per unit). Include hauling and tipping fees and cost of collection containers for each type of waste.
 3. Total cost of disposal (with no waste management).
 4. Revenue from salvaged materials.
 5. Revenue from recycled materials.
 6. Savings in hauling and tipping fees by donating materials.
 7. Savings in hauling and tipping fees that are avoided.
 8. Handling and transportation costs. Including cost of collection containers for each type of waste.
 9. Net additional cost or net savings from waste management plan.

PART 2 - PRODUCTS (Not Used)

PART 3 – EXECUTION

CONSTRUCTION WASTE MANAGEMENT

3.1 CONSTRUCTION WASTE MANAGEMENT, GENERAL

- A. Provide containers for CDL waste that is to be recycled clearly labeled as such with a list of acceptable and unacceptable materials. The list of acceptable materials must be the same as the materials recycled at the receiving material recovery facility or recycling processor.
- B. The collection containers for recyclable CDL waste must contain no more than 10% non-recyclable material, by volume.
- C. Provide containers for CDL waste that is disposed in a landfill clearly labeled as such.
- D. Use detailed material estimates to reduce risk of unplanned and potentially wasteful cuts.
- E. To the greatest extent possible, include in material purchasing agreements a waste reduction provision requesting that materials and equipment be delivered in packaging made of recyclable material, that they reduce the amount of packaging, that packaging be taken back for reuse or recycling, and to take back all unused product. Insure that subcontractors require the same provisions in their purchase agreements.
- F. Conduct regular visual inspections of dumpsters and recycling bins to remove contaminants.

3.2 SOURCE SEPARATION

- A. General: Contractor shall separate recyclable materials from CDL waste to the maximum extent possible.

Separate recyclable materials by type.

- 1. Provide containers, clearly labeled, by type of separated materials or provide other storage method for managing recyclable materials until they are removed from Project site.
- 2. Stockpile processed materials on-site without intermixing with other materials. Place, grade, and shape stockpiles to drain surface water and to minimize pest attraction. Cover to prevent windblown dust.
- 3. Stockpile materials away from demolition area. Do not store within drip line of remaining trees.
- 4. Store components off the ground and protect from weather.

3.3 CO-MINGLED RECYCLING

- A. General: Do not put CDL waste that will be disposed in a landfill into a co-mingled CDL waste recycling container.

3.4 REMOVAL OF CONSTRUCTION WASTE MATERIALS

- A. Remove CDL waste materials from project site on a regular basis. Do not allow CDL waste to accumulate on-site.

- B. Transport CDL waste materials off Owner's property and legally dispose of them.
- C. Burning of CDL waste is not permitted.

3.5 UNIVERSAL WASTE DIVERSION

- A. Remove all universal waste from fixtures, panels, and related devices for proper diversion and reclamation.
- B. Store all universal waste in containers provided by contact person within facilities operations.
- C. Store all universal waste in a secured location and request periodic removal from assigned contact person.
- D. Exemption: electric motors, circuit breakers, transformers and lighting contactors are exempt from this provision provided the contractor chooses to salvage or reuse the components.
- E. No identified universal waste will be discarded into the waste stream.

END OF SECTION

WASTE MANAGEMENT PROGRESS REPORT				
MATERIAL CATEGORY	DISPOSED IN MUNICIPAL SOLID WASTE LANDFILL	DIVERTED FROM LANDFILL BY RECYCLING, SALVAGE OR REUSE		
		Recycled	Salvaged	Reused
1. Acoustical Ceiling Tiles				
2. Asphalt				
3. Asphalt Shingles				
4. Cardboard Packaging				
5. Carpet and Carpet Pad				
6. Concrete				
7. Drywall				
8. Fluorescent Lights and Ballasts				
9. Land Clearing Debris (vegetation, stumpage, dirt)				
10. Metals				
11. Paint (through hazardous waste outlets)				
12. Wood				
13. Plastic Film (sheeting, shrink wrap, packaging)				
14. Window Glass				
15. Field Office Waste (office paper, aluminum cans, glass, plastic, and coffee cardboard)				
16. Other (insert description)				
17. Other (insert description)				
Total (In Weight)		(TOTAL OF ALL ABOVE VALUES – IN WEIGHT)		
		Percentage of Waste Diverted	(TOTAL WASTE DIVIDED BY TOTAL DIVERTED)	

CONSTRUCTION WASTE MANAGEMENT

(THIS SHEET LEFT INTENTIONALLY BLANK)

SECTION 017700 - CLOSEOUT PROCEDURES

PART 1 - GENERAL

1.1 RELATED DOCUMENTS

- A. Drawings and general provisions of the Contract, including General and Supplementary Conditions and other Division 1 Specification Sections, apply to this Section.

1.2 SUMMARY

- A. This Section includes administrative and procedural requirements for contract closeout, including, but not limited to, the following:
 - 1. Inspection procedures.
 - 2. Project Record Documents.
 - 3. Operation and maintenance manuals.
 - 4. Warranties.
 - 5. Instruction of Owner's personnel.
 - 6. Final cleaning.
- B. Related Sections include the following:
 - 1. Division 1 Section "Payment Procedures" for requirements for Applications for Payment for Substantial and Final Completion.
 - 2. Division 1 Section "Project Record Documents" for submitting Record Drawings, Record Specifications, and Record Product Data.
 - 3. Divisions 02 through 33 Sections for specific closeout and special cleaning requirements for the Work in those Sections.

1.3 SUBSTANTIAL COMPLETION

- A. Preliminary Procedures: Before requesting inspection for determining date of Substantial Completion, complete the following. List items below that are incomplete in request.
 - 1. Prepare a list of items to be completed and corrected (punch list), the value of items on the list, and reasons why the Work is not complete.
 - 2. Advise Owner of pending insurance changeover requirements.
 - 3. Submit specific warranties, workmanship bonds, maintenance service agreements, final certifications, and similar documents.
 - 4. Obtain and submit releases permitting Owner unrestricted use of the Work and access to services and utilities. Include occupancy permits, operating certificates, and similar releases.
 - 5. Prepare and submit Project Record Documents, operation and maintenance manuals, damage or settlement surveys, and similar final record information.
 - 6. Deliver tools, spare parts, extra materials, and similar items to location designated by Owner. Label with manufacturer's name and model number where applicable.
 - 7. Complete startup testing of systems.
 - 8. Submit test/adjust/balance records.

9. Terminate and remove temporary facilities from Project site, along with mockups, construction tools, and similar elements.
10. Advise Owner of changeover in heat and other utilities.
11. Submit changeover information related to Owner's occupancy, use, operation, and maintenance.
12. Complete final cleaning requirements, including touchup painting.
13. Touch up and otherwise repair and restore marred exposed finishes to eliminate visual defects.

B. Inspection: Submit a written request for inspection for Substantial Completion. On receipt of request, Architect/Engineer will either proceed with inspection or notify Contractor of unfulfilled requirements. Architect/Engineer will prepare the Certificate of Substantial Completion after inspection or will notify Contractor of items, either on Contractor's list or additional items identified by Architect/Engineer, that must be completed or corrected before certificate will be issued.

1. Reinspection: Request reinspection when the Work identified in previous inspections as incomplete is completed or corrected.
2. Results of completed inspection will form the basis of requirements for Final Completion.

1.4 FINAL COMPLETION

A. Preliminary Procedures: Before requesting final inspection for determining date of Final Completion, complete the following:

1. Submit a final Application for Payment according to Division 1 Section "Payment Procedures."
2. Submit certified copy of Architect's/Engineer's Substantial Completion inspection list of items to be completed or corrected (punch list), endorsed and dated by Architect/Engineer. The certified copy of the list shall state that each item has been completed or otherwise resolved for acceptance.
3. Submit evidence of final, continuing insurance coverage complying with insurance requirements.
4. Submit pest-control final inspection report and warranty.
5. Instruct Owner's personnel in operation, adjustment, and maintenance of products, equipment, and systems. Submit demonstration and training videotapes.

B. Inspection: Submit a written request for final inspection for acceptance. On receipt of request, Architect/Engineer will either proceed with inspection or notify Contractor of unfulfilled requirements. Architect will prepare a final Certificate for Payment after inspection or will notify Contractor of construction that must be completed or corrected before certificate will be issued.

1. Reinspection: Request reinspection when the Work identified in previous inspections as incomplete is completed or corrected.

1.5 LIST OF INCOMPLETE ITEMS (PUNCH LIST)

- A. Preparation: Submit three copies of list. Include name and identification of each space and area affected by construction operations for incomplete items and items needing correction including, if necessary, areas disturbed by Contractor that are outside the limits of construction.
 - 1. Organize list of spaces in sequential order, starting with exterior areas first and proceeding from lowest floor to highest floor.
 - 2. Organize items applying to each space by major element, including categories for ceiling, individual walls, floors, equipment, and building systems.
 - 3. Include the following information at the top of each page:
 - a. Project name.
 - b. Date.
 - c. Name of Architect.
 - d. Name of Contractor.
 - e. Page number.

1.6 PROJECT RECORD DOCUMENTS

- A. General: Do not use Project Record Documents for construction purposes. Protect Project Record Documents from deterioration and loss. Provide access to Project Record Documents for Architect's reference during normal working hours.
- B. Record Drawings: Maintain and submit one original set of blue- or black-line white prints with two copies of Contract Drawings and Shop Drawings.
 - 1. Mark Record Prints to show the actual installation where installation varies from that shown originally. Require individual or entity who obtained record data, whether individual or entity is Installer, subcontractor, or similar entity, to prepare the marked-up Record Prints.
 - a. Give particular attention to information on concealed elements that cannot be readily identified and recorded later.
 - b. Accurately record information in an understandable drawing technique.
 - c. Record data as soon as possible after obtaining it. Record and check the markup before enclosing concealed installations.
 - d. Mark Contract Drawings or Shop Drawings, whichever is most capable of showing actual physical conditions, completely and accurately. Where Shop Drawings are marked, show cross-reference on Contract Drawings.
 - 2. Mark record sets with erasable, red-colored pencil. Use other colors to distinguish between changes for different categories of the Work at the same location.
 - 3. Mark important additional information that was either shown schematically or omitted from original Drawings.
 - 4. Note Construction Change Directive numbers, Change Order numbers, alternate numbers, and similar identification where applicable.
 - 5. Identify and date each Record Drawing; include the designation "PROJECT RECORD DRAWING" in a prominent location. Organize into manageable sets; bind each set with durable paper cover sheets. Include identification on cover sheets.
- C. Record Specifications: Submit one copy of Project's Specifications, including addenda and contract modifications. Mark copy to indicate the actual product installation where installation varies from that indicated in Specifications, addenda, and contract modifications.

1. Give particular attention to information on concealed products and installations that cannot be readily identified and recorded later.
 2. Mark copy with the proprietary name and model number of products, materials, and equipment furnished, including substitutions and product options selected.
 3. Note related Change Orders, Record Drawings, and Product Data, where applicable.
- D. Record Product Data: Submit three copies of each Product Data submittal. Mark one set to indicate the actual product installation where installation varies substantially from that indicated in Product Data.
1. Give particular attention to information on concealed products and installations that cannot be readily identified and recorded later.
 2. Include significant changes in the product delivered to Project site and changes in manufacturer's written instructions for installation.
 3. Note related Change Orders, Record Drawings, and Record Specifications, where applicable.
- E. Miscellaneous Record Submittals: Assemble miscellaneous records required by other Specification Sections for miscellaneous record keeping and submittal in connection with actual performance of the Work. Bind or file miscellaneous records and identify each, ready for continued use and reference.

1.7 OPERATION AND MAINTENANCE MANUALS

- A. Assemble three complete sets of operation and maintenance data indicating the operation and maintenance of each system, subsystem, and piece of equipment not part of a system. Include operation and maintenance data required in individual Specification Sections and as follows:
1. Maintenance Data:
 - a. Manufacturer's information, including list of spare parts.
 - b. Name, address, and telephone number of Installer or supplier.
 - c. Maintenance procedures.
 - d. Maintenance and service schedules for preventive and routine maintenance.
 - e. Maintenance record forms.
 - f. Sources of spare parts and maintenance materials.
 - g. Copies of maintenance service agreements.
 - h. Copies of warranties and bonds.
 - B. Organize operation and maintenance manuals into suitable sets of manageable size. Bind and index data in heavy-duty, 3-ring, vinyl-covered, loose-leaf binders, in thickness necessary to accommodate contents, with pocket inside the covers to receive folded oversized sheets. Identify each binder on front and spine with the printed title "OPERATION AND MAINTENANCE MANUAL," Project name, and subject matter of contents.

1.8 WARRANTIES

- A. Submittal Time: Submit written warranties on request of Architect for designated portions of the Work where commencement of warranties other than date of Substantial Completion is indicated.

- B. Organize warranty documents into an orderly sequence based on the table of contents of the Project Manual.
 - 1. Bind warranties and bonds in heavy-duty, 3-ring, vinyl-covered, loose-leaf binders, thickness as necessary to accommodate contents, and sized to receive 8-1/2-by-11-inch paper.
 - 2. Provide heavy paper dividers with plastic-covered tabs for each separate warranty. Mark tab to identify the product or installation. Provide a typed description of the product or installation, including the name of the product and the name, address, and telephone number of Installer.
 - 3. Identify each binder on the front and spine with the typed or printed title "WARRANTIES," Project name, and name of Contractor.
- C. Provide additional copies of each warranty to include in each operation and maintenance manual.
- D.

PART 2 - PRODUCTS

2.1 MATERIALS

- A. Cleaning Agents: Use cleaning materials and agents recommended by manufacturer or fabricator of the surface to be cleaned. Do not use cleaning agents that are potentially hazardous to health or property or that might damage finished surfaces.

PART 3 - EXECUTION

3.1 FINAL CLEANING

- A. General: Provide final cleaning. Conduct cleaning and waste-removal operations to comply with local laws and ordinances and Federal and local environmental and antipollution regulations.
- B. Cleaning: Employ experienced workers or professional cleaners for final cleaning. Clean each surface or unit to condition expected in an average commercial building cleaning and maintenance program. Comply with manufacturer's written instructions.
 - 1. Complete the following cleaning operations before requesting inspection for certification of Substantial Completion for entire Project or for a portion of Project:
 - a. Clean Project site, yard, and grounds, in areas disturbed by construction activities, including landscape development areas, of rubbish, waste material, litter, and other foreign substances. Provide a magnetic sweep of all areas around the building to retrieve stray nails, screws and other fasteners or metal shards.
 - b. Sweep paved areas broom clean. Remove petrochemical spills, stains, and other foreign deposits.
 - c. Rake grounds that are neither planted nor paved to a smooth, even-textured surface.

- d. Remove tools, construction equipment, machinery, and surplus material from Project site.
 - e. Clean exposed exterior and interior hard-surfaced finishes to a dirt-free condition, free of stains, films, and similar foreign substances. Avoid disturbing natural weathering of exterior surfaces. Restore reflective surfaces to their original condition.
 - f. Remove debris and surface dust from limited access spaces, including roofs, plenums, shafts, trenches, equipment vaults, manholes, attics, and similar spaces.
 - g. Sweep concrete floors broom clean in unoccupied spaces.
 - h. Clean transparent materials, including glass in doors and windows. Remove glazing compounds and other noticeable, vision-obscuring materials. Replace chipped or broken glass and other damaged transparent materials.
 - i. Remove labels that are not permanent.
 - j. Touch up and otherwise repair and restore marred, exposed finishes and surfaces. Replace finishes and surfaces that cannot be satisfactorily repaired or restored or that already show evidence of repair or restoration.
 - 1) Do not paint over "UL" and similar labels, including mechanical and electrical nameplates.
 - k. Wipe surfaces of mechanical and electrical equipment, and similar equipment. Remove excess lubrication, paint and mortar droppings, and other foreign substances.
- C. Comply with safety standards for cleaning. Do not burn waste materials. Do not bury debris or excess materials on Owner's property. Do not discharge volatile, harmful, or dangerous materials into drainage systems. Remove waste materials from Project site and dispose of lawfully.

END OF SECTION 017700

SECTION 017839 - PROJECT RECORD DOCUMENTS

PART 1 - GENERAL

1.1 RELATED DOCUMENTS

- A. Drawings and general provisions of the Contract, including General and Supplementary Conditions and other Division 1 Specification Sections, apply to this Section.

1.2 SUMMARY

- A. This Section includes administrative and procedural requirements for Project Record Documents, including the following:
 - 1. Record Drawings.
 - 2. Record Specifications.
 - 3. Record Product Data.
- B. Related Sections include but are not limited to the following:
 - 1. Division 1 Section "Closeout Procedures" for general closeout procedures and maintenance manual requirements.
 - 2. Divisions 02 through 33 Sections for specific requirements for project record documents of the Work in those Sections.

1.3 SUBMITTALS

- A. Record Drawings: Comply with the following:
 - 1. Number of Copies: Submit copies of Record Drawings as follows:
 - a. Final Submittal: Submit three sets of marked-up Record Prints. Print each Drawing, whether or not changes and additional information were recorded.
- B. Record Specifications: Submit one copy of Project's Specifications, including addenda and contract modifications.
- C. Record Product Data: Submit three copies of each Product Data submittal.
 - 1. Where Record Product Data is required as part of operation and maintenance manuals, submit marked-up Product Data as an insert in the manual instead of submittal as Record Product Data.

PART 2 - PRODUCTS

2.1 RECORD DRAWINGS

- A. Record Prints: Maintain one set of blue- or black-line white prints of the Contract Drawings and Shop Drawings.
1. Preparation: Mark Record Prints to show the actual installation where installation varies from that shown originally. Require individual or entity who obtained record data, whether individual or entity is Installer, subcontractor, or similar entity, to prepare the marked-up Record Prints.
 - a. Give particular attention to information on concealed elements that would be difficult to identify or measure and record later.
 - b. Accurately record information in an understandable drawing technique.
 - c. Record data as soon as possible after obtaining it. Record and check the markup before enclosing concealed installations.
 2. Content: Types of items requiring marking include, but are not limited to, the following:
 - a. Dimensional changes to Drawings.
 - b. Revisions to details shown on Drawings.
 - c. Depths of foundations below first floor.
 - d. Locations and depths of underground utilities.
 - e. Revisions to routing of piping and conduits.
 - f. Revisions to electrical circuitry.
 - g. Actual equipment locations.
 - h. Duct size and routing.
 - i. Locations of concealed internal utilities.
 - j. Changes made by Change Order or Construction Change Directive.
 - k. Changes made following Architect's written orders.
 - l. Details not on the original Contract Drawings.
 - m. Field records for variable and concealed conditions.
 - n. Record information on the Work that is shown only schematically.
 3. Mark the Contract Drawings or Shop Drawings, whichever is most capable of showing actual physical conditions, completely and accurately. If Shop Drawings are marked, show cross-reference on the Contract Drawings.
 4. Mark record sets with erasable, red-colored pencil. Use other colors to distinguish between changes for different categories of the Work at the same location.
 5. Mark important additional information that was either shown schematically or omitted from original Drawings.
 6. Note Construction Change Directive numbers, alternate numbers, Change Order numbers, and similar identification, where applicable.
- B. Record Transparencies: Immediately before inspection for Certificate of Substantial Completion, review marked-up Record Prints with Architect. When authorized, prepare a full set of corrected transparencies of the Contract Drawings and Shop Drawings.

1. Incorporate changes and additional information previously marked on Record Prints. Erase, redraw, and add details and notations where applicable.
 2. Refer instances of uncertainty to Architect for resolution.
 3. Owner will furnish Contractor one set of transparencies of the Contract Drawings for use in recording information.
 4. Print the Contract Drawings and Shop Drawings for use as Record Transparencies. Architect will make the Contract Drawings available to Contractor's print shop.
- C. Format: Identify and date each Record Drawing; include the designation "PROJECT RECORD DRAWING" in a prominent location.
1. Record Prints: Organize Record Prints and newly prepared Record Drawings into manageable sets. Bind each set with durable paper cover sheets. Include identification on cover sheets.
 2. Record CAD Drawings: Organize CAD information into separate electronic files that correspond to each sheet of the Contract Drawings. Name each file with the sheet identification. Include identification in each CAD file.
 3. Identification: As follows:
 - a. Project name.
 - b. Date.
 - c. Designation "PROJECT RECORD DRAWINGS."
 - d. Name of Architect/Engineer.
 - e. Name of Contractor.

2.2 RECORD SPECIFICATIONS

- A. Preparation: Mark Specifications to indicate the actual product installation where installation varies from that indicated in Specifications, addenda, and contract modifications.
1. Give particular attention to information on concealed products and installations that cannot be readily identified and recorded later.
 2. Mark copy with the proprietary name and model number of products, materials, and equipment furnished, including substitutions and product options selected.
 3. Record the name of the manufacturer, supplier, Installer, and other information necessary to provide a record of selections made.
 4. For each principal product, indicate whether Record Product Data has been submitted in operation and maintenance manuals instead of submitted as Record Product Data.
 5. Note related Change Orders, Record Drawings, and Product Data where applicable.

2.3 RECORD PRODUCT DATA

- A. Preparation: Mark Product Data to indicate the actual product installation where installation varies substantially from that indicated in Product Data submittal.
1. Give particular attention to information on concealed products and installations that cannot be readily identified and recorded later.
 2. Include significant changes in the product delivered to Project site and changes in manufacturer's written instructions for installation.

3. Note related Change Orders, Record Drawings, and Product Data where applicable.

2.4 MISCELLANEOUS RECORD SUBMITTALS

- A. Assemble miscellaneous records required by other Specification Sections for miscellaneous record keeping and submittal in connection with actual performance of the Work. Bind or file miscellaneous records and identify each, ready for continued use and reference.

PART 3 - EXECUTION

3.1 RECORDING AND MAINTENANCE

- A. Recording: Maintain one copy of each submittal during the construction period for Project Record Document purposes. Post changes and modifications to Project Record Documents as they occur; do not wait until the end of Project.
- B. Maintenance of Record Documents and Samples: Store Record Documents and Samples in the field office apart from the Contract Documents used for construction. Do not use Project Record Documents for construction purposes. Maintain Record Documents in good order and in a clean, dry, legible condition, protected from deterioration and loss. Provide access to Project Record Documents for Architect's/Engineer's reference during normal working hours.

END OF SECTION 017839

SECTION 024119 - SELECTIVE DEMOLITION

PART 1 - GENERAL

1.1 SUMMARY

- A. Section Includes:
 - 1. Demolition and removal of selected portions of building or structure.
 - 2. Salvage of existing items to be reused or recycled.

1.2 MATERIALS OWNERSHIP

- A. Unless otherwise indicated, demolition waste becomes the property of the Contractor.
- B. Historic items, relics, antiques, and similar objects including, but not limited to, cornerstones and their contents, commemorative plaques and tablets, and other items of interest or value to Owner that may be uncovered during demolition remain the property of Owner.
 - 1. Carefully salvage in a manner to prevent damage and promptly return to Owner.

1.3 PREINSTALLATION MEETINGS

- A. Predemolition Conference: Conduct conference at Project site.

1.4 INFORMATIONAL SUBMITTALS

- A. Proposed Protection Measures: Submit report, including Drawings, that indicates the measures proposed for protecting individuals and property. Indicate proposed locations and construction of barriers.
- B. Schedule of selective demolition activities with starting and ending dates for each activity.
- C. Predemolition photographs or video.

1.5 CLOSEOUT SUBMITTALS

- A. Inventory of items that have been removed and salvaged.

1.6 FIELD CONDITIONS

- A. Owner will occupy areas of the site immediately adjacent to selective demolition area. Conduct selective demolition so Owner's operations will not be disrupted.

- B. Conditions existing at time of inspection for bidding purpose will be maintained by Owner as far as practical.
- C. Notify Owner of discrepancies between existing conditions and Drawings before proceeding with selective demolition.
- D. Hazardous Materials: It is not expected that hazardous materials will be encountered in the Work.
 - 1. If suspected hazardous materials are encountered, do not disturb; immediately notify Owner and Owner. Hazardous materials will be removed by Owner under a separate contract.
- E. Storage or sale of removed items or materials on-site is not permitted.
- F. Utility Service: Maintain existing utilities indicated, if any, to remain in service and protect them against damage during selective demolition operations.
- G. Arrange selective demolition schedule so as not to interfere with Owner's operations.

PART 2 - PRODUCTS

2.1 PERFORMANCE REQUIREMENTS

- A. Regulatory Requirements: Comply with governing EPA notification regulations before beginning selective demolition. Comply with hauling and disposal regulations of authorities having jurisdiction.
- B. Standards: Comply with ANSI/ASSP A10.6 and NFPA 241.

PART 3 - EXECUTION

3.1 PROTECTION

- A. Temporary Protection: Provide temporary barricades and other protection required to prevent injury to people and damage to adjacent facilities to remain.
- B. Temporary Shoring: Design, provide, and maintain shoring, bracing, and structural supports as required to preserve stability and prevent movement, settlement, or collapse of construction and finishes to remain, and to prevent unexpected or uncontrolled movement or collapse of construction being demolished.
- C. Remove temporary barricades and protections where hazards no longer exist.

3.2 SELECTIVE DEMOLITION

- A. General: Demolish and remove existing construction only to the extent required by new construction and as indicated. Use methods required to complete the Work within limitations of governing regulations and as follows:
 - 1. Dispose of demolished items and materials promptly. Comply with requirements in Section 017419 "Construction Waste Management and Disposal."
- B. Site Access and Temporary Controls: Conduct selective demolition and debris-removal operations to ensure minimum interference with roads, streets, walks, walkways, and other adjacent occupied and used facilities.
- C. Removed and Salvaged Items:
 - 1. Clean salvaged items.
 - 2. Pack or crate items after cleaning. Identify contents of containers.
 - 3. Store items in a secure area until delivery to Owner.
 - 4. Transport items to Owner's storage area on-site.
 - 5. Protect items from damage during transport and storage.
- D. Removed and Reinstalled Items:
 - 1. Clean and repair items to functional condition adequate for intended reuse.
 - 2. Pack or crate items after cleaning and repairing. Identify contents of containers.
 - 3. Protect items from damage during transport and storage.
 - 4. Reinstall items in locations indicated. Comply with installation requirements for new materials and equipment. Provide connections, supports, and miscellaneous materials necessary to make item functional for use indicated.
- E. Existing Items to Remain: Protect construction indicated to remain against damage and soiling during selective demolition. When permitted by Owner, items may be removed to a suitable, protected storage location during selective demolition and reinstalled in their original locations after selective demolition operations are complete.

3.3 CLEANING

- A. Remove demolition waste materials from Project site and dispose of them in an EPA-approved construction and demolition waste landfill acceptable to authorities having jurisdiction.
 - 1. Do not allow demolished materials to accumulate on-site.
 - 2. Remove and transport debris in a manner that will prevent spillage on adjacent surfaces and areas.
 - 3. Remove debris from elevated portions of building by chute, hoist, or other device that will convey debris to grade level in a controlled descent.
 - 4. Comply with requirements specified in Section 017419 "Construction Waste Management and Disposal."
- B. Burning: Do not burn demolished materials.

- C. Clean adjacent structures and areas of dust, dirt, and debris caused by selective demolition operations. Return adjacent areas to condition existing before selective demolition operations began.

END OF SECTION 024119

SECTION 032000 - CONCRETE REINFORCING

PART 1 - GENERAL

1.1 SUMMARY

A. Section Includes:

1. Steel reinforcement bars.
2. Welded-wire reinforcement.

1.2 PREINSTALLATION MEETINGS

- A. Preinstallation Conference: Conduct conference at Project site.

1.3 ACTION SUBMITTALS

A. Product Data: For the following:

1. Each type of steel reinforcement.
2. Bar supports.
3. Mechanical splice couplers.

B. Shop Drawings: Comply with ACI SP-066:

1. Include placing drawings that detail fabrication, bending, and placement.
2. Include bar sizes, lengths, materials, grades, bar schedules, stirrup spacing, bent bar diagrams, bar arrangement, location of splices, lengths of lap splices, details of mechanical splice couplers, details of welding splices, tie spacing, hoop spacing, and supports for concrete reinforcement.

C. Construction Joint Layout: Indicate proposed construction joints required to build the structure.

1. Location of construction joints is subject to approval of the Engineer.

1.4 INFORMATIONAL SUBMITTALS

A. Material Test Reports: For the following, from a qualified testing agency:

1. Steel Reinforcement:

- a. For reinforcement to be welded, mill test analysis for chemical composition and carbon equivalent of the steel in accordance with ASTM A706/A706M.

2. Mechanical splice couplers.
- B. Minutes of preinstallation conference.

1.5 QUALITY ASSURANCE

PART 2 - PRODUCTS

2.1 STEEL REINFORCEMENT

- A. Reinforcing Bars: ASTM A615/A615M, Grade 60, deformed.
- B. Low-Alloy Steel Reinforcing Bars: ASTM A706/A706M, deformed.

2.2 REINFORCEMENT ACCESSORIES

- A. Bar Supports: Bolsters, chairs, spacers, and other devices for spacing, supporting, and fastening reinforcing bars and welded-wire reinforcement in place.
1. Manufacture bar supports from steel wire, plastic, or precast concrete in accordance with CRSI's "Manual of Standard Practice," of greater compressive strength than concrete and as follows:
 - a. For concrete surfaces exposed to view, where legs of wire bar supports contact forms, use CRSI Class 1 plastic-protected steel wire, all-plastic bar supports, or CRSI Class 2 stainless steel bar supports.
 - B. Mechanical Splice Couplers: ACI 318 Type 1, same material of reinforcing bar being spliced; mechanical-lap type.
 - C. Steel Tie Wire: ASTM A1064/A1064M, annealed steel, not less than 0.0508 inch in diameter.
 1. Finish: ASTM A884/A884M, Class A, Type 1, epoxy coated, with less than 2 percent damaged coating in each 12-inch wire length.

2.3 FABRICATING REINFORCEMENT

- A. Fabricate steel reinforcement according to CRSI's "Manual of Standard Practice."

PART 3 - EXECUTION

3.1 PREPARATION

- A. Protection of In-Place Conditions:

1. Do not cut or puncture vapor retarder.
 2. Repair damage and reseal vapor retarder before placing concrete.
- B. Clean reinforcement of loose rust and mill scale, earth, ice, and other foreign materials that reduce bond to concrete.

3.2 INSTALLATION OF STEEL REINFORCEMENT

- A. Comply with CRSI's "Manual of Standard Practice" for placing and supporting reinforcement.
- B. Accurately position, support, and secure reinforcement against displacement.
1. Locate and support reinforcement with bar supports to maintain minimum concrete cover.
 2. Do not tack weld crossing reinforcing bars.
- C. Preserve clearance between bars of not less than 1 inch, not less than one bar diameter, or not less than 1-1/3 times size of large aggregate, whichever is greater.
- D. Provide concrete coverage in accordance with ACI 318.
- E. Set wire ties with ends directed into concrete, not toward exposed concrete surfaces.
- F. Splices: Lap splices as indicated on Drawings.
1. Bars indicated to be continuous, and all vertical bars shall be lapped not less than 36 bar diameters at splices, or 24 inches, whichever is greater.
 2. Stagger splices in accordance with ACI 318.
 3. Mechanical Splice Couplers: Install in accordance with manufacturer's instructions.
- G. Install welded-wire reinforcement in longest practicable lengths.
1. Support welded-wire reinforcement in accordance with CRSI "Manual of Standard Practice."
 - a. For reinforcement less than W4.0 or D4.0, continuous support spacing shall not exceed 12 inches.
 2. Lap edges and ends of adjoining sheets at least one wire spacing plus 2 inches for plain wire and 8 inches for deformed wire.
 3. Offset laps of adjoining sheet widths to prevent continuous laps in either direction.
 4. Lace overlaps with wire.

3.3 JOINTS

- A. Construction Joints: Install so strength and appearance of concrete are not impaired, at locations indicated or as approved by Engineer.
1. Place joints perpendicular to main reinforcement.
 2. Continue reinforcement across construction joints unless otherwise indicated.
 3. Do not continue reinforcement through sides of strip placements of floors and slabs.

3.4 INSTALLATION TOLERANCES

- A. Comply with ACI 117.

3.5 FIELD QUALITY CONTROL

- A. Special Inspections: Owner will engage a special inspector and qualified testing and inspecting agency to perform field tests and inspections and prepare test reports.
- B. Inspections:
 - 1. Steel-reinforcement placement.
 - 2. Steel-reinforcement mechanical splice couplers.
 - 3. Steel-reinforcement welding.

END OF SECTION 032000

SECTION 033000 - CAST-IN-PLACE CONCRETE

PART 1 - GENERAL

1.1 SUMMARY

A. Section Includes:

1. Cast-in-place concrete, including concrete materials, mixture design, placement procedures, and finishes.

B. Related Requirements:

1. Section 032000 "Concrete Reinforcing" for steel reinforcing bars and welded-wire reinforcement.

1.2 PREINSTALLATION MEETINGS

- A. Preinstallation Conference: Conduct conference at Project site.

1.3 ACTION SUBMITTALS

A. Product Data: For each of the following.

1. Portland cement.
2. Fly ash.
3. Slag cement.
4. Blended hydraulic cement.
5. Aggregates.
6. Admixtures:
 - a. Include limitations of use, including restrictions on cementitious materials, supplementary cementitious materials, air entrainment, aggregates, temperature at time of concrete placement, relative humidity at time of concrete placement, curing conditions, and use of other admixtures.
7. Curing materials.

B. Design Mixtures: For each concrete mixture, include the following:

1. Mixture identification.
2. Minimum 28-day compressive strength.
3. Durability exposure class.
4. Maximum w/cm.
5. Slump limit.
6. Air content.
7. Nominal maximum aggregate size.
8. Indicate amounts of mixing water to be withheld for later addition at Project site if permitted.

9. Intended placement method.
10. Submit alternate design mixtures when characteristics of materials, Project conditions, weather, test results, or other circumstances warrant adjustments.

C. Shop Drawings:

1. Construction Joint Layout: Indicate proposed construction joints required to construct the structure.
 - a. Location of construction joints is subject to approval of the Engineer.

1.4 QUALITY ASSURANCE

- A. Ready-Mixed Concrete Manufacturer Qualifications: A firm experienced in manufacturing ready-mixed concrete products and that complies with ASTM C94/C94M requirements for production facilities and equipment.
 1. Manufacturer certified in accordance with NRMCA's "Certification of Ready Mixed Concrete Production Facilities."

1.5 PRECONSTRUCTION TESTING

- A. Preconstruction Testing Service: Engage a qualified testing agency to perform preconstruction testing on each concrete mixture.
 1. Refer to "Building Code Requirements for Structural Concrete (ACI-318).

PART 2 - PRODUCTS

2.1 CONCRETE MATERIALS

- A. Refer to "Building Code Requirements for Structural Concrete (ACI-318).

PART 3 - EXECUTION

3.1 INSTALLATION OF EMBEDDED ITEMS

- A. Place and secure anchorage devices and other embedded items required for adjoining Work that is attached to or supported by cast-in-place concrete.
 1. Use setting drawings, templates, diagrams, instructions, and directions furnished with items to be embedded.
 2. Install anchor rods, accurately located, to elevations required and complying with tolerances in Section 7.5 of ANSI/AISC 303.

3. Install reglets to receive waterproofing and to receive through-wall flashings in outer face of concrete frame at exterior walls, where flashing is shown at lintels, shelf angles, and other conditions.

3.2 JOINTS

- A. Construct joints true to line, with faces perpendicular to surface plane of concrete.
- B. Construction Joints: Coordinate with concrete placement sequence.
 1. Install joints such that strength and appearance of concrete are not impaired, at locations indicated on Drawings or as approved by Engineer.
 2. Place joints perpendicular to main reinforcement.
 - a. Continue reinforcement across construction joints unless otherwise indicated.
 3. Locate joints for beams, slabs, joists, and girders at third points of spans. Offset joints in girders a minimum distance of twice the beam width from a beam-girder intersection.

3.3 CONCRETE PLACEMENT

- A. Before placing concrete, verify that installation of formwork, reinforcement, embedded items, and vapor retarder is complete and that required inspections are completed.
 1. Immediately prior to concrete placement, inspect vapor retarder for damage and deficient installation, and repair defective areas.
 2. Provide continuous inspection of vapor retarder during concrete placement and make necessary repairs to damaged areas as Work progresses.
- B. Notify Engineer and testing and inspection agencies 24 hours prior to commencement of concrete placement.
- C. Do not add water to concrete during delivery, at Project site, or during placement unless approved by Engineer in writing, but not to exceed the amount indicated on the concrete delivery ticket.
 1. Do not add water to concrete after adding high-range water-reducing admixtures to mixture.
- D. Before test sampling and placing concrete, water may be added at Project site, subject to limitations of ACI 301, but not to exceed the amount indicated on the concrete delivery ticket.
 1. Do not add water to concrete after adding high-range water-reducing admixtures to mixture.
- E. Deposit concrete continuously in one layer or in horizontal layers of such thickness that no new concrete is placed on concrete that has hardened enough to cause seams or planes of weakness.
 1. If a section cannot be placed continuously, provide construction joints as indicated.
 2. Deposit concrete to avoid segregation.

3. Deposit concrete in horizontal layers of depth not to exceed formwork design pressures and in a manner to avoid inclined construction joints.
4. Consolidate placed concrete with mechanical vibrating equipment in accordance with ACI 301.
 - a. Do not use vibrators to transport concrete inside forms.
 - b. Insert and withdraw vibrators vertically at uniformly spaced locations to rapidly penetrate placed layer and at least 6 inches into preceding layer.
 - c. Do not insert vibrators into lower layers of concrete that have begun to lose plasticity.
 - d. At each insertion, limit duration of vibration to time necessary to consolidate concrete, and complete embedment of reinforcement and other embedded items without causing mixture constituents to segregate.

3.4 FINISHING FORMED SURFACES

- A. Broom Finish: Apply a broom finish to exposed concrete.
 1. Immediately after float finishing, slightly roughen trafficked surface by brooming with fiber-bristle broom perpendicular to main traffic route.
 2. Coordinate required final finish with Engineer before application.

3.5 FIELD QUALITY CONTROL

- A. Special Inspections: Owner will engage a special inspector to perform field tests and inspections and prepare testing and inspection reports.
 1. Testing shall be in accordance with "Building Code Requirements for Structural Concrete (ACI-318).

3.6 PROTECTION

- A. Protect concrete surfaces as follows:
 1. Protect from petroleum stains.
 2. Diaper hydraulic equipment used over concrete surfaces.
 3. Prohibit vehicles from interior concrete slabs.
 4. Prohibit use of pipe-cutting machinery over concrete surfaces.
 5. Prohibit placement of steel items on concrete surfaces.
 6. Prohibit use of acids or acidic detergents over concrete surfaces.

END OF SECTION 033000

SECTION 051200 - STRUCTURAL STEEL FRAMING

PART 1 - GENERAL

1.1 SUMMARY

A. Section Includes:

1. Structural steel.

1.2 DEFINITIONS

- A. Structural Steel: Elements of the structural frame indicated on Drawings and as described in ANSI/AISC 303.

1.3 PREINSTALLATION MEETINGS

- A. Preinstallation Conference: Conduct conference at Project site.

1.4 ACTION SUBMITTALS

A. Product Data:

1. Structural-steel materials.
2. High-strength, bolt-nut-washer assemblies.
3. Threaded rods.
4. Galvanized-steel primer.
5. Etching cleaner.
6. Galvanized repair paint.

- B. Shop Drawings: Show fabrication of structural-steel components.

1.5 INFORMATIONAL SUBMITTALS

- A. Welding certificates.
- B. Mill test reports for structural-steel materials, including chemical and physical properties.
- C. Source quality-control reports.
- D. Field quality-control reports.

1.6 QUALITY ASSURANCE

- A. Fabricator Qualifications: A qualified fabricator that participates in the AISC Quality Certification Program and is designated an AISC-Certified Plant, Category BU or is accredited by the IAS Fabricator Inspection Program for Structural Steel (Acceptance Criteria 172).
- B. Installer Qualifications: A qualified Installer who participates in the AISC Quality Certification Program and is designated an AISC-Certified Erector, Category ACSE.
- C. Welding Qualifications: Qualify procedures and personnel in accordance with AWS D1.1/D1.1M.

PART 2 - PRODUCTS

2.1 PERFORMANCE REQUIREMENTS

- A. Comply with applicable provisions of the following specifications and documents:
 - 1. ANSI/AISC 303.
 - 2. ANSI/AISC 360.
 - 3. RCSC's "Specification for Structural Joints Using High-Strength Bolts."
 - 4. SSPC SP-6.
- B. Connection Design Information:
 - 1. Option 1: Connection designs have been completed and connections indicated on the Drawings.

2.2 STRUCTURAL-STEEL MATERIALS

- A. W-Shapes: ASTM A242 or ASTM A588, Grade 50 weathering steel.
- B. Channels, Angles, S-Shapes: ASTM A242 or ASTM A588, Grade 50 weathering steel.
- C. Plate and Bar: ASTM A242 or ASTM A588, Grade 50 weathering steel.
- D. Welding Electrodes: Comply with AWS requirements for weathering steel.

2.3 BOLTS AND CONNECTORS

- A. High-Strength A325 Galvanized Bolts, Nuts, and Washers: ASTM F3125/F3125M, Grade A325, Type 3, heavy-hex steel structural bolts; ASTM A563C3, Grade DH3, heavy-hex carbon-steel nuts; and ASTM F436-3, Type 1, hardened carbon-steel washers.
 - 1. Direct-Tension Indicators: ASTM F959/F959M, Type 325-3, compressible-washer type with mechanically deposited zinc coating finish.

2.4 RODS

- A. Threaded Rods: ASTM A36/A36M.
 - 1. Finish: Conforming to weathering steel requirements.

2.5 FORGED-STEEL STRUCTURAL HARDWARE

- A. Clevises and Turnbuckles: Made from cold-finished carbon-steel bars, ASTM A108, AISI C-1035 conforming to weathering steel requirements.

2.6 SHRINKAGE-RESISTANT GROUT

- A. Nonmetallic, Shrinkage-Resistant Grout: ASTM C1107/C1107M, factory-packaged, nonmetallic aggregate grout, noncorrosive and nonstaining, mixed with water to consistency suitable for application and a 30-minute working time.

2.7 FABRICATION

- A. Structural Steel: Fabricate and assemble in shop to greatest extent possible. Fabricate in accordance with ANSI/AISC 303 and to ANSI/AISC 360.

2.8 SHOP CONNECTIONS

- A. High-Strength Bolts: Shop install high-strength bolts in accordance with RCSC's "Specification for Structural Joints Using High-Strength Bolts" for type of bolt and type of joint specified.
 - 1. Joint Type: Snug tightened.
- B. Weld Connections: Comply with AWS D1.1/D1.1M for tolerances, appearances, welding procedure specifications, weld quality, and methods used in correcting welding work.

2.9 SOURCE QUALITY CONTROL

- A. Testing Agency: Owner will engage a qualified testing agency to perform shop tests and inspections.
 - 1. Allow testing agency access to places where structural-steel work is being fabricated or produced to perform tests and inspections.
 - 2. Bolted Connections: Inspect shop-bolted connections in accordance with RCSC's "Specification for Structural Joints Using High-Strength Bolts."
 - 3. Welded Connections: Visually inspect shop-welded connections in accordance with AWS D1.1/D1.1M and the following inspection procedures, at testing agency's option:
 - a. Liquid Penetrant Inspection: ASTM E165/E165M.
 - b. Magnetic Particle Inspection: ASTM E709; performed on root pass and on finished weld. Cracks or zones of incomplete fusion or penetration are not accepted.

- c. Ultrasonic Inspection: ASTM E164.
 - d. Radiographic Inspection: ASTM E94/E94M.
4. In addition to visual inspection, test and inspect shop-welded shear stud connectors in accordance with requirements in AWS D1.1/D1.1M.
 5. Prepare test and inspection reports.

PART 3 - EXECUTION

3.1 EXAMINATION

- A. Verify, with certified steel erector present, elevations of concrete- and masonry-bearing surfaces and locations of anchor rods, bearing plates, and other embedments for compliance with requirements.
- B. Proceed with installation only after unsatisfactory conditions have been corrected.

3.2 ERECTION

- A. Set structural steel accurately in locations and to elevations indicated and in accordance with ANSI/AISC 303 and ANSI/AISC 360.
- B. Maintain erection tolerances of structural steel within ANSI/AISC 303.

3.3 FIELD CONNECTIONS

- A. Weld Connections: Comply with AWS D1.1/D1.1M for tolerances, appearances, welding procedure specifications, weld quality, and methods used in correcting welding work.
 1. Comply with ANSI/AISC 303 and ANSI/AISC 360 for bearing, alignment, adequacy of temporary connections, and removal of paint on surfaces adjacent to field welds.

3.4 FIELD QUALITY CONTROL

- A. Special Inspections: Owner will engage a special inspector to perform the following special inspections:
 1. Verify structural-steel materials and inspect steel frame joint details.
 2. Verify weld materials and inspect welds.
 3. Verify connection materials and inspect high-strength bolted connections.
- B. Testing Agency: Owner will engage a qualified testing agency to perform tests and inspections.
 1. Bolted Connections: Inspect bolted connections in accordance with RCSC's "Specification for Structural Joints Using High-Strength Bolts."
 2. Welded Connections: Visually inspect field welds in accordance with AWS D1.1/D1.1M.

- a. In addition to visual inspection, test and inspect field welds in accordance with AWS D1.1/D1.1M and the following inspection procedures, at testing agency's option:
 - 1) Liquid Penetrant Inspection: ASTM E165/E165M.
 - 2) Magnetic Particle Inspection: ASTM E709; performed on root pass and on finished weld. Cracks or zones of incomplete fusion or penetration are not accepted.
 - 3) Ultrasonic Inspection: ASTM E164.
 - 4) Radiographic Inspection: ASTM E94/E94M.

END OF STRUCTURAL STEEL FRAMING

(THIS SHEET LEFT INTENTIONALLY BLANK)

SECTION 055116 - METAL FLOOR PLATE STAIRS

1.1 SUMMARY

- A. Industrial Class stairs with steel floor plate treads fitted with 5/4 pressure treated timber decking walking surface.
- B. Timber railings and guards attached to metal stairs.

1.2 PERFORMANCE REQUIREMENTS

- A. Engineering design of metal floor plate stairs, railings, and guards by Contractor.

1.3 STEEL-FRAMED STAIRS

- A. Stair Standard: NAAMM AMP 510, "Metal Stairs Manual," Industrial Class.
- B. Stringers: Steel channels.
- C. Treads: Rolled-steel floor plate not less than 1/4 inch thick.
- D. Stair Railings: Comply with Section 055213 "Pipe and Tube Railings."
- E. Stair Railings and Guards:
 - 1. Rails and Posts: Timber railing posts and infill by Contractor.
 - 2. Mesh Infill: Welded-wire mesh crimped in wood frames.

1.4 ACTION SUBMITTALS

- A. Product Data: For each type of product.
- B. Shop Drawings: For metal floor plate stairs. Show fabrication and installation details for stairs, and treads.
 - 1. Indicate welds by standard AWS symbols, distinguishing between shop and field welds, and show size, length, and type of each weld.

1.5 QUALITY ASSURANCE

- A. Welding Qualifications: Qualify procedures and personnel according to AWS D1.1/D1.1M, "Structural Welding Code - Steel."

PART 2 - PRODUCTS

2.1 METAL FLOOR PLATE STAIRS

- A. Corrosion resistant high strength low allow steel: ASTM A 242, or ASTM A 588; $F_y = 50,000$ psi.

PART 3 - EXECUTION

3.1 INSTALLATION

- A. Metal Floor Plate Stairs shall be erected plumb and true with landing and treads level, or as shown on the approved shop drawings, and in accordance with the manufacturer's specifications and drawings.
- B. Field welds shall be performed in accordance with paragraph 1.5.A.

END OF SECTION 055116

SECTION 061063 - EXTERIOR ROUGH CARPENTRY

PART 1 - GENERAL

1.1 SUMMARY

A. Section Includes:

1. Wood fences.
2. Wood structures.

B. Related Requirements:

1.2 ACTION SUBMITTALS

- A. Product Data:** For preservative-treated wood products.

1.3 INFORMATIONAL SUBMITTALS

A. Material Certificates:

1. For preservative-treated wood products. Indicate type of preservative used and net amount of preservative retained.

- B. Evaluation Reports:** For preservative-treated wood products, from ICC-ES.

PART 2 - PRODUCTS

2.1 LUMBER, GENERAL

- A. Comply with DOC PS 20 and with grading rules of lumber grading agencies certified by ALSC's Board of Review as applicable. If no grading agency is indicated, comply with the applicable rules of any rules-writing agency certified by ALSC's Board of Review.**

1. Factory mark each item with grade stamp of grading agency.
2. For items that are exposed to view in the completed Work, mark grade stamp on end or back of each piece.
3. Provide dressed lumber, S4S, unless otherwise indicated.

B. Maximum Moisture Content:

1. Boards: 19 percent.
2. Dimension Lumber: 19 percent.
3. Timber: 19 percent.

2.2 LUMBER

- A. Dimension Lumber: No. 2 grade and the following species:
 - 1. Mixed southern pine; No. 2 grade; SPIB.
- B. Boards:
 - 1. Mixed southern pine; No. 2 grade; SPIB.
 - 2. Spruce-pine-fir (South) or spruce-pine-fir; No. 2 Common grade; NeLMA, NLGA, WCLIB, or WWPA.

2.3 POSTS

- A. Dimension Lumber Posts: No. 2 grade and any of the following species:
 - 1. Mixed southern pine; SPIB.
 - 2. Southern pine; No. 2, SPIB.

2.4 PRESERVATIVE TREATMENT

- A. Pressure treat boards and dimension lumber with waterborne preservative according to AWPAs U1; Use Category UC3b for exterior construction not in contact with the ground, and Use Category UC4a for items in contact with the ground.
- B. Pressure treat timber with waterborne preservative according to AWPAs U1; Use Category UC4a.
- C. Preservative Chemicals: Acceptable to authorities having jurisdiction.
 - 1. Do not use chemicals containing arsenic or chromium except for timber posts and poles not exposed to direct human contact.
- D. After treatment, redry dimension lumber to 19 percent maximum moisture content.
- E. Mark treated wood with treatment quality mark of an inspection agency approved by ALSC's Board of Review.
 - 1. For items indicated to receive a stained or natural finish, mark each piece on surface that will not be exposed.
- F. Application: Treat all wood unless otherwise indicated.

2.5 FASTENERS

- A. General: Provide fasteners of size and type indicated, acceptable to authorities having jurisdiction, and that comply with requirements specified in this article for material and manufacture. Provide screws, in sufficient length, to penetrate not less than 1-1/2 inches into wood substrate.

1. Use stainless steel unless otherwise indicated, complying with ASTM F593 Group1.
- B. Bolted wood connections shall be High-Strength A325 Galvanized Bolts, Nuts, and Washers: ASTM F3125/F3125M, Grade A325, Type 3, heavy-hex steel structural bolts; ASTM A563C3, Grade DH3, heavy-hex carbon-steel nuts; and ASTM F436-3, Type 1, hardened carbon-steel washers.
- C. Post-installed Anchors: Stainless-steel, chemical anchors installed in accordance with the manufacturer's written recommendations and with the Contract Plans.
 1. Stainless-steel bolts and nuts complying with ASTM A193 B8M or A320 B8M (316 stainless steel).

PART 3 - EXECUTION

3.1 INSTALLATION, GENERAL

- A. Set work to required levels and lines, with members plumb, true to line, cut, and fitted. Fit work to other construction; scribe and cope as needed for accurate fit.
- B. Framing Standard: Comply with AF&PA WCD1 unless otherwise indicated.
- C. Install metal framing anchors to comply with manufacturer's written instructions.
- D. Do not splice structural members between supports unless otherwise indicated.
- E. Securely attach exterior rough carpentry work to substrate by anchoring and fastening as indicated, complying with the following:
 1. ICC-ES AC70 for power-driven fasteners.
 2. "Fastening Schedule" in ICC's International Building Code.

END OF SECTION 061063

(THIS SHEET LEFT INTENTIONALLY BLANK)

SECTION 132450 - HELICAL SCREW FOUNDATIONS

GENERAL

1.1 SUMMARY

- A. Section Includes: Helical Screw Foundations (HSF) for Structural Support.

1.2 REFERENCES

- A. General: Standards listed by reference, including revisions by issuing authority, form a part of this specification section to the extent indicated. Standards listed are identified by issuing authority, authority abbreviation, designation number, title or other designation established by issuing authority. Standards subsequently referenced herein are referred to by issuing authority abbreviation and standard designation.
- B. ASTM International:
1. ASTM A29/A29M Standard Specification for Steel Bars, Carbon and Alloy, Hot-Wrought and Cold-Finished, General Requirements for.
 2. ASTM A36/A36M Standard Specification for Carbon Structural Steel.
 3. ASTM A53 Standard Specification for Pipe, Steel, Black and Hot-Dipped, Zinc-Coated, Welded and Seamless.
 4. ASTM A153 Standard Specification for Zinc Coating (Hot-Dip) on Iron and Steel Hardware.
 5. ASTM A193/A193M Standard Specification for Alloy-Steel and Stainless Steel Bolting Materials for High-Temperature Service.
 6. ASTM A252 Standard Specification for Welded and Seamless Steel Pipe Piles.
 7. ASTM A320/A320M Standard Specification for Alloy/Steel Bolting Materials for Low-Temperature Service.
 8. ASTM A500 Standard Specification for Cold-Formed Welded and Seamless Carbon Steel Structural Tubing in Rounds and Shapes.
 9. ASTM A572 Standard Specification for High-Strength Low-Alloy Columbium-Vanadium Structural Steel.
 10. ASTM A618 Standard Specification for Hot-Formed Welded and Seamless High-Strength Low-Alloy Structural Tubing.
 11. ASTM A656 Standard Specification for Hot-Rolled Structural Steel, High-Strength Low-Alloy Plate with Improved Formability.
 12. ASTM A775 Standard Specification for Epoxy-Coated Reinforcing Steel Bars.
 13. ASTM A1018 Standard Specification for Steel, Sheet and Strip, Heavy Thickness Coils, Hot Rolled, Carbon, Structural, High-Strength Low-Alloy, Columbium or Vanadium, and High-Strength Low-Alloy with Improved Formability.
 14. ASTM D1143 Standard Test Method for Piles Under Static Axial Compressive Load.
 15. ASTM D3689 Standard Test Method for Individual Piles Under Static Axial Tensile Load.
- C. Society of Automotive Engineers (SAE):
1. SAE J429 Mechanical and Material Requirements for Externally Threaded Fasteners.

- D. International Standardization Organization (ISO)
 - 1. ISO 9001 Compliance

1.3 DEFINITIONS

- A. Special definitions that apply to this section include:
 - 1. Power Installed Helical Screw Foundation: Consists of steel screw anchors with one or more helix-shaped steel plates attached to a central steel square solid shaft. Fabricated from high-strength square solid shafts to resist bending moments and installing-torque ratings. Referred to hereinafter using the abbreviation “HSF.”

1.4 SYSTEM DESCRIPTION

- A. Design Requirements:
 - 1. Design HSF to meet the specified loads and acceptance criteria as shown on the drawings.
 - 2. Design power installed HSF application by Professional Structural Engineer experienced in design of this work and licensed in the State of Delaware. Design shall be in accordance with the manufacturer’s requirements as noted:
 - a. Allowable Working Load in Compression (KIPS).
 - b. Allowable Working Load in Tension (KIPS): Not Applicable.
 - c. Ultimate Structural Capacity in Compression (KIPS).
 - d. Ultimate Structural Capacity in Tension (KIPS): Not Applicable.
 - e. Lateral Load and Bending (KIPS).
 - f. Critical Buckling Load (KIPS).

1.5 SUBMITTALS

- A. General: Submit listed submittals in accordance with Conditions of the Contract and Division 1 Submittal Procedures Section.
- B. Product Data: Submit manufacturer’s product data and installation instructions.
- C. Shop Drawings: Provide drawings indicating profiles and product components and accessories and indicate the following:
 - 1. HSF number, location and pattern by assigned identification number.
 - 2. HSF design load.
 - 3. Type and size of central steel shaft.
 - 4. Helix configuration (number and diameter of helix plates).
 - 5. Minimum effective installation torque.
 - 6. Minimum overall length.
 - 7. Inclination of HSF.
 - 8. Cutoff elevation.
 - 9. HSF attachment to structure relative to grade beam, column pad, pile cap, etc.
- D. Quality Assurance/Control Submittals: Submit the following:
 - 1. Design Data: Engineer’s design data and calculations.
 - 2. Test Reports: Certified material test reports showing compliance with specified characteristics and physical properties.
 - 3. Certificates: Submit the following:

- a. Manufacturer's certificate that products meet or exceed specified requirements.
 - b. Manufacturer's Certificate of Registration for ISO 9001 compliance.
 - c. Mill test reports as requested.
 - d. Installers authorization by the manufacturer to install its products.
- E. In Place Testing:
1. Test Reports: Certified test reports showing compliance with ultimate and allowable loading requirements in accordance with ASTM D 1143. Test reports shall be sealed by an Engineer licensed in the state of Delaware.
- F. Closeout Submittals: Submit the following:
1. Installer's Field Reports: Accurately record the following: Type, size and actual locations of HSF, torque installation records on all HSF and torque monitoring calibration data.

1.6 QUALITY ASSURANCE

- A. Installer Qualifications: Utilize an installer having demonstrated experience on projects of similar size and complexity, and who is authorized and trained by the manufacturer to install its products.
- B. Manufacturer Qualifications: Utilize products from a manufacturer maintaining a quality system in compliance with ISO 9001 Requirements.
- C. Certifications: Certified mill test reports for the central steel shaft, as the material is delivered, for record purposes. Provide ultimate strength, yield strength, percent elongation and chemistry composition.
- D. Preinstallation Meetings: A meeting shall be held on site with the installer to discuss installation procedures with the owner at least one week before installation of the anchors.

1.7 DELIVERY, STORAGE & HANDLING

- A. General: Comply with Division 1 Product Requirement Section.
- B. Comply with manufacturer's ordering instructions and lead time requirements to avoid construction delays.
- C. Delivery: Deliver materials in manufacturer's original, unopened, undamaged containers with identification labels intact.
- D. Storage and Protection: Store materials protected from exposure to harmful environmental conditions and at temperature and humidity conditions recommended by the manufacturer.

PRODUCTS

1.8 HELICAL SCREW FOUNDATIONS

A. Possible Manufacturers:

1. A.B. Chance Company, 210 N. Allen St., Centralia, MO 65240; Telephone: (573) 682-8414; Fax: (573) 682-8660; E-mail: hpscontact@hps.hubbell.com; Website: www.abchance.com.
2. Magnum Piering, Inc., 6083 Schumacher Park Drive, West Chester, OH 45069; Telephone: (513) 777-1635; Fax: (513) 777-5374; Website: www.magnumpiering.com
3. Piertech, 17813 Edison Ave., Suite 100, Chesterfield, MO 63005; Telephone: 636) 536-5007; Website: www.piertech.com

1.9 MATERIALS

A. Central Steel Shaft:

1. Consists of lead sections, helical extensions and plain extensions.
2. Lead sections shall consist of Hot rolled Round-Cornered-Square (RCS) solid steel bars meeting dimensional and workmanship requirements of ASTM A29. The shaft size shall be specified to provide adequate compressive and/or tensile strength for the required loading. One end of the Lead Section shall have a 45-degree bevel to aid in starting the anchor. The other end shall have one or more holes, depending upon the shaft size, to receive attachment bolt(s).
3. Extensions, helical or plain, shall be Hot rolled Round-Cornered-Square (RCS) solid steel bars meeting dimensional and workmanship requirements of ASTM A29. The shaft may be specified in sizes 1 ½ to 2 inches square. Each end of the Extension section shall have bolt holes set at 90 degrees to each other, for no less than two (2) bolts to attachment to the Lead Section, other Extension Sections, or bolted termination device.

B. Helix Bearing Plate:

1. Hot rolled carbon steel sheet, strip or plate formed on matching metal dies to true helical shape and uniform pitch. Bearing plate material shall conform to ASTM A572, ASTM A1018, or ASTM A656. Bearing Plates shall have a specified thickness of either 3/8 or 1/2 inch and a 3 inch pitch. Bearing Plates diameters may be specified in any combination of equal or increasing diameters from 6 inches to 16 inches, in 2-inch increments.

C. Bolts:

1. The size and type of bolts used to connect the central steel shaft sections together shall conform to the following ASTM specifications.
2. 3/4 inch diameter bolt per ASTM A320 Grade L7.
7/8 inch diameter bolt per ASTM A193 Grade B7.
1 1/8 inch diameter bolt per ASTM A193 Grade B7.
1 1/4 inch diameter bolt per ASTM A193 Grade B7.
3/4 inch diameter bolts per SAE J429 Grade 5.

- D. Couplings:
 - 1. Formed as integral part of the plain and helical extension material.

- E. Plates, Shapes or Pier Caps: For structural steel plates and shapes for HSF top attachments, conform to ASTM A36 or ASTM A572, Grade 50.

- F. Corrosion Protection:
 - 1. Galvanization: All material shall be hot dipped galvanized in accordance with ASTM A153 after fabrication. If the final extension must be cut to the desired final elevation, any exposed steel shall be coated with a field-applied cold galvanizing compound as recommended by the engineer.

- G. Weldments:
 - 1. All welded connections shall conform to the requirements of the American Welding Society, "Structural Welding Code, AWS D1.1" and applicable revisions.

EXECUTION

1.10 MANUFACTURER'S INSTRUCTIONS

- A. Comply with the instructions and recommendations of the power installed HSF manufacturer.

1.11 EXAMINATION

- A. Site Verification of Conditions:
 - 1. Verify that site conditions are acceptable for installation of power installed helical screw foundations.
 - a. Verify that all work of other trades is completed to the point where HSFs may commence without restriction.
 - b. Verify that all HSFs may be installed in accordance with all pertinent codes and regulations regarding such items as underground obstructions, right-of-way limitations, utilities, etc.
 - 2. Do not proceed with installation of power installed helical screw foundations until unacceptable conditions are corrected.

1.12 INSTALLATION

- A. General:
 - 1. The HSF installation technique shall be consistent with the geotechnical, logistical, environmental and load carrying conditions of the project.
 - 2. Installation equipment shall be rotary type, hydraulic power driven torque motor with clockwise and counterclockwise rotation capabilities.

- a. Utilize a torque motor capable of continuous adjustment to number of revolutions per minute (RPM) during installation and with a torque capacity 15% greater than the torsional strength rating of the central steel shaft to be installed. Do not use percussion drilling equipment.
 - b. Utilize equipment capable of applying adequate downward pressure and torque simultaneously to suit project soil conditions and load requirements, and capable of continuous position adjustment to maintain proper HSF alignment.
3. A calibrated torque indicator shall be used during HSF installation. The torque indicator may be an integral part of the installation equipment or externally mounted in-line with the installation tooling.
- B. Central Steel Shaft Installation Procedure:
1. Engage and advance HSF into soil in a smooth, continuous manner at a rate of rotation of 5 - 20 RPM. Provide extension sections to obtain the required minimum overall length and installation torque as shown on the working drawings. Connect sections together using coupling bolt and nut tightened to torque of 40 ft-lb (54 N × m).
 2. Apply sufficient down pressure to uniformly advance the HSF sections approximately 3 inches (76 mm) per revolution. Adjust rate of rotation and magnitude of down pressure for different soil conditions and depths.
- C. Termination Criteria:
1. Satisfy the minimum installation torque and minimum overall length criteria as shown on the working drawings prior to terminating the HSF.
 2. The torque as measured during the installation shall not exceed the torsional strength rating of the central steel shaft.
 3. If the torsional strength rating of the central steel shaft and/or installation equipment has been reached prior to achieving the minimum overall length required, the installer shall have the following options:
 - a. Terminate the installation at the depth obtained subject to the review and acceptance of the Owner, or:
 - b. Remove the existing HSF and install a new one with fewer and/or smaller diameter helix plates. The new helix configuration shall be subject to review and acceptance of the Owner. If reinstalling in the same location, the topmost helix of the new HSF shall be terminated at least 3 feet (1 m) beyond the terminating depth of the original HSF.
 4. If the minimum installation torque as shown on the working drawings is not achieved at the minimum overall length, and there is no maximum length constraint, the Contractor shall have the following options:
 - a. Install the HSF deeper using additional extension sections.

- b. Remove the existing HSF and install a new one with additional and/or larger diameter helix plates. The new helix configuration shall be subject to review and acceptance of the Owner. If reinstalling in the same location, the topmost helix of the new HSF shall be terminated at least 3 feet (1 m) beyond the terminating depth of the original HSF.
 - c. De-rate the load capacity of the HSF and install additional pile(s). The de-rated capacity and additional pile location shall be subject to the review and acceptance by the Owner.
 5. If the HSF is refused or deflected by a subsurface obstruction, terminate the installation and remove the pile. Remove the obstruction, if feasible, and reinstall the HSF. If it is not feasible to remove the obstruction, install the HSF at an adjacent location, subject to review and acceptance by the Owner.
 6. If the torsional strength rating of the central steel shaft and/or installation equipment has been reached prior to proper positioning of the last plain extension section relative to the final elevation, the Contractor may remove the last plain extension and replace it with a shorter length extension. If it is not feasible to remove the last plain extension, the Contractor may cut the extension shaft to the correct elevation. Do not reverse (back-out) the helical screw foundation to facilitate extension removal.
 7. The average torque for the last 3 feet (1 m) of penetration shall be used as the basis of comparison with the minimum installation torque as shown on the working drawings. The average torque shall be defined as the average of the last 3 readings recorded at 1 foot (0.3 m) intervals.
- D. Site Tolerances: Install HSF to the following allowable variation:
1. Centerline of piling shall not be more than 3 inches (76 mm) from indicated plan location.
 2. Pile plumbness shall be within 2 degrees of design alignment.
 3. Top elevation of pile shall be within +1 inch (25 mm) to -2 inches (50 mm) of the design vertical elevation.

1.13 FIELD QUALITY CONTROL

- A. Site Tests:
1. Load Test Procedures: The test shall be conducted in conformance with the requirements of ASTM D1143-07 "Standard Test Method for Piles under Static Axial Compressive Load" unless the Engineer of Record on the project modifies these requirements.
 - a. Determine the depth to the target stratum of soil from the geotechnical site investigation report that includes boring logs. Use this data to select a pile design

- capacity, ultimate capacity and estimate the installation torque at the target stratum and depth.
- b. Set the spacing and install the four reaction piles at the test site. The recommended spacing between the test pile and the reaction piles is $5D$ where D = diameter of the largest helical plate.
 - c. Install the test helical product pile at the centroid of the reaction piles to the target depth and torque resistance.
 - d. Mount the two anchor beams on the four reaction piles and the reaction beam between the anchor beams.
 - e. Install a load cell, hydraulic load jack, actuator and pressure gauge. The center hole load jack will be mounted below the reaction beam for a bearing (compression) test.
 - f. Set the deflection measuring devices. Deflection measuring devices can include dial gauges (accuracy to .001") mounted on a reference beam, a transit level surveying system, or other types of devices as may be specified by the Engineer.
 - g. Apply a small seating/alignment load, usually 5% of the ultimate load. Hold the seating load constant for 10 minutes or until no further displacement is measured.
 - h. Set the deflection measuring device(s) to zero.
 - i. Apply the first load increment as 20% of the ultimate load and hold that load constant. Monitor the incremental deflection (Δd) at intervals of 30 sec., 1, 5, 10, and 20 minutes (per the "quick" test procedure of ASTM). The monitoring can be stopped after 10 or 20 minutes as long as the rate of deflection is less than 0.002" per minute. If Δd (at 20 minutes) < 0.330 ", proceed to the next 20% load increment and repeat Step 9 until the ultimate load is reached or failure occurs by excessive deflection (vertical deformation).
 - j. Once the maximum loading condition is reached, unloading commences with at least two unloading increments: 50% of maximum load and 0% of maximum load.
 - k. A failure criterion is often established by the project Engineer and will reflect project specific conditions. A plot of load versus pile deflection (d) is made to determine the ultimate and working load capacity of the pile system. A frequently used failure criteria is $d < 1.0$ " to define the ultimate acceptable load and a permanent deflection (after unloading) < 0.5 ".
2. Acceptance Criteria: It is recommended that any field load test for bearing or tension be conducted under the supervision of a Registered Professional Engineer. The Engineer will specify the test and measurement procedure, load increments, time intervals, and acceptable ultimate deflection consistent with specific project and load conditions. If the design ultimate load and test ultimate load results are close, the Engineer may choose to adjust the pile spacing, to increase the depth of installation and/or modify the helical plate configuration in order to achieve a minimum Factor of Safety of 2.0 for bearing piles.

- B. Site Test Records: Provide the Owner copies of field test reports within 24 hours after completion of the load tests. Include, at a minimum, the following information:
1. Name of project and Contractor.
 2. Name of Contractor's supervisor during installation.
 3. Name of third party test agency, if required.
 4. Date, time and duration of test.
 5. Location of HSF by assigned identification number.
 6. Type of test (i.e., tension or compression).
 7. Description of calibrated testing equipment and test setup.
 8. Actual HSF type and configuration - including lead section, number and type of extension sections (manufacturer's SKU numbers).
 9. Steps and duration of each load increment.
 10. Cumulative pile-head movement at each load step.
 11. Comments pertaining to test procedure, equipment adjustments or other relevant information.
 12. Signed by third party test agency representative, registered professional engineer or as required by local jurisdiction.
- C. Installation Records: Provide the Owner copies of HSF installation records within 24 hours after each installation is completed. Include, at a minimum, the following information.
1. Name of project and Contractor.
 2. Name of Contractor's supervisor during installation.
 3. Date and time of installation.
 4. Name and model of installation equipment.
 5. Type of torque indicator used.
 6. Location of HSF by assigned identification number.
 7. Actual HSF type and configuration - including lead section (number and size of helix plates), number and type of extension sections (manufacturer's SKU numbers).
 8. HSF installation duration and observations.

9. Total length of installed HSF.
10. Cutoff elevation.
11. Inclination of HSF.
12. Installation torque at 1-foot (0.3 m) intervals for the final 10 feet (3.1 m).
13. Comments pertaining to interruptions, obstructions or other relevant information.
14. Rated load capacities.

1.14 PROTECTION

- A. Protect installed work from damage due to subsequent construction activity on the site.

END OF SECTION 02450

SECTION 311000 - SITE CLEARING

PART 1 - GENERAL

1.1 SUMMARY

A. Section Includes:

1. Protecting existing vegetation to remain.
2. Removing existing vegetation.
3. Clearing and grubbing.
4. Stripping and stockpiling topsoil.
5. Removing above- and below-grade site improvements.
6. Disconnecting, capping, or sealing site utilities.
7. Temporary erosion and sedimentation control.

1.2 PREINSTALLATION MEETINGS

- ##### A. Preinstallation Conference: Conduct conference at Project site.

1.3 MATERIAL OWNERSHIP

- ##### A. Except for materials indicated to be stockpiled or otherwise remain Owner's property, cleared materials shall become Contractor's property and shall be removed from Project site.

1.4 FIELD CONDITIONS

- ##### A. Traffic: Minimize interference with adjoining roads, streets, walks, and other adjacent occupied or used facilities during site-clearing operations.
1. Do not close or obstruct streets, walks, or other adjacent occupied or used facilities without permission from Owner and authorities having jurisdiction.
 2. Provide alternate routes around closed or obstructed trafficways if required by Owner or authorities having jurisdiction.
- ##### B. Salvageable Improvements: Carefully remove items indicated to be salvaged and store on Owner's premises where indicated.
- ##### C. Utility Locator Service: Notify utility locator service for area where Project is located before site clearing.
- ##### D. Do not commence site clearing operations until temporary erosion- and sedimentation-control and plant-protection measures are in place.
- ##### E. Tree- and Plant-Protection Zones: Protect according to requirements shown on the Plans and as require by the DNREC Delaware Erosion & Sediment Control Handbook, current edition.

Auburn Valley State Park

Issue Date: 2020 **FARM LANE BRIDGE PHASE II**
Department of Natural Resources Project No.: _____ Project Manual

PART 2 - PRODUCTS

2.1 MATERIALS

- A. Satisfactory Soil Material: Requirements for satisfactory soil material are specified in Section 312000 "Earth Moving."
 - 1. Obtain approved borrow soil material off-site when satisfactory soil material is not available on-site.

PART 3 - EXECUTION

3.1 PREPARATION

- A. Protect and maintain benchmarks and survey control points from disturbance during construction.
- B. Verify that trees, shrubs, and other vegetation to remain or to be relocated have been flagged and that protection zones have been identified and enclosed according to requirements in Section 015639 "Temporary Tree and Plant Protection."
- C. Protect existing site improvements to remain from damage during construction.
 - 1. Restore damaged improvements to their original condition, as acceptable to Owner.

3.2 TEMPORARY EROSION AND SEDIMENTATION CONTROL

- A. Provide temporary erosion- and sedimentation-control measures to prevent soil erosion and discharge of soil-bearing water runoff or airborne dust to adjacent properties and walkways, according to erosion- and sedimentation-control Drawings and requirements of authorities having jurisdiction.
- B. Verify that flows of water redirected from construction areas or generated by construction activity do not enter or cross protection zones.
- C. Inspect, maintain, and repair erosion- and sedimentation-control measures during construction until permanent vegetation has been established.
- D. Remove erosion and sedimentation controls and restore and stabilize areas disturbed during removal.

3.3 TREE AND PLANT PROTECTION

- A. Protect trees and plants remaining on-site according to requirements shown on the Plans and as require by the DNREC Delaware Erosion & Sediment Control Handbook, current edition.

- B. Repair or replace trees, shrubs, and other vegetation indicated to remain or be relocated that are damaged by construction operations according to direction of the Owner.

3.4 EXISTING UTILITIES

- A. Locate, identify, disconnect, and seal or cap utilities indicated to be removed or abandoned in place.
 - 1. Arrange with utility companies to shut off indicated utilities.
- B. Interrupting Existing Utilities: Do not interrupt utilities serving facilities occupied by Owner or others, unless permitted under the following conditions and then only after arranging to provide temporary utility services according to requirements indicated:
 - 1. Notify Architect not less than two days in advance of proposed utility interruptions.
 - 2. Do not proceed with utility interruptions without Architect's written permission.
- C. Removal of underground utilities is included in earthwork sections; in applicable fire suppression, plumbing, HVAC, electrical, communications, electronic safety and security, and utilities sections; and in Section 024119 "Selective Demolition."

3.5 CLEARING AND GRUBBING

- A. Remove obstructions, trees, shrubs, and other vegetation to permit installation of new construction.
 - 1. Unless noted otherwise, grind down stumps and remove roots larger than 3 inches in diameter, obstructions, and debris to a depth of 18 inches below exposed subgrade.
 - 2. Use only hand methods or air spade for grubbing within protection zones.
- B. Fill depressions caused by clearing and grubbing operations with satisfactory soil material unless further excavation or earthwork is indicated.
 - 1. Place fill material in horizontal layers not exceeding a loose depth of 8 inches and compact each layer to a density equal to adjacent original ground.

3.6 TOPSOIL STRIPPING

- A. Remove sod and grass before stripping topsoil.
- B. Strip topsoil to depth of 6 inches in a manner to prevent intermingling with underlying subsoil or other waste materials.
- C. Stockpile topsoil away from edge of excavations without intermixing with subsoil or other materials. Grade and shape stockpiles to drain surface water. Cover to prevent windblown dust and erosion by water.

Auburn Valley State Park

Issue Date: 2020 **FARM LANE BRIDGE PHASE II**

Department of Natural Resources Project No.: _____ Project Manual

3.7 SITE IMPROVEMENTS

- A. Remove existing above- and below-grade improvements as indicated and necessary to facilitate new construction.

3.8 DISPOSAL OF SURPLUS AND WASTE MATERIALS

- A. Remove surplus soil material, unsuitable topsoil, obstructions, demolished materials, and waste materials including trash and debris, and legally dispose of them off Owner's property.
- B. Separate recyclable materials produced during site clearing from other nonrecyclable materials. Store or stockpile without intermixing with other materials and transport them to recycling facilities. Do not interfere with other Project work.

END OF SECTION 311000

SECTION 312000 - EARTH MOVING

PART 1 - GENERAL

1.1 SUMMARY

A. Section Includes:

1. Excavating and filling for rough grading the Site.
2. Excavating and backfilling for buildings and structures.
3. Drainage course for concrete slabs-on-grade.
4. Excavating and backfilling trenches for utilities and pits for buried utility structures.

1.2 DEFINITIONS

A. Backfill: Soil material used to fill an excavation.

1. Initial Backfill: Backfill placed beside and over pipe in a trench, including haunches to support sides of pipe.
2. Final Backfill: Backfill placed over initial backfill to fill a trench.

B. Base Course: Aggregate layer placed between the subbase course and hot-mix asphalt paving.

C. Bedding Course: Aggregate layer placed over the excavated subgrade in a trench before laying pipe.

D. Borrow Soil: Satisfactory soil imported from off-site for use as fill or backfill.

E. Drainage Course: Aggregate layer supporting the slab-on-grade that also minimizes upward capillary flow of pore water.

F. Excavation: Removal of material encountered above subgrade elevations and to lines and dimensions indicated.

1. Authorized Additional Excavation: Excavation below subgrade elevations or beyond indicated lines and dimensions as directed by Engineer. Authorized additional excavation and replacement material will be paid for according to Contract provisions for changes in the Work.
2. Unauthorized Excavation: Excavation below subgrade elevations or beyond indicated lines and dimensions without direction by Engineer. Unauthorized excavation, as well as remedial work directed by Engineer, shall be without additional compensation.

G. Fill: Soil materials used to raise existing grades.

H. Structures: Buildings, footings, foundations, retaining walls, slabs, tanks, curbs, mechanical and electrical appurtenances, or other man-made stationary features constructed above or below the ground surface.

- I. Subbase Course: Aggregate layer placed between the subgrade and base course for hot-mix asphalt pavement, or aggregate layer placed between the subgrade and a cement concrete pavement or a cement concrete or hot-mix asphalt walk.
- J. Subgrade: Uppermost surface of an excavation or the top surface of a fill or backfill immediately below subbase, drainage fill, drainage course, or topsoil materials.
- K. Utilities: On-site underground pipes, conduits, ducts, and cables as well as underground services within buildings.

1.3 PREINSTALLATION MEETINGS

- A. Preinstallation Conference: Conduct pre-excavation conference at Project site.

1.4 INFORMATIONAL SUBMITTALS

- A. Material test reports.

1.5 FIELD CONDITIONS

- A. Utility Locator Service: Notify utility locator service for area where Project is located before beginning earth-moving operations.
- B. Do not commence earth-moving operations until plant-protection measures specified in Section 015639 "Temporary Tree and Plant Protection" are in place.

PART 2 - PRODUCTS

2.1 SOIL MATERIALS

- A. General: Provide borrow soil materials when sufficient satisfactory soil materials are not available from excavations.
- B. Satisfactory Soils: Soil Classification Groups GW, GP, GM, SW, SP, and SM according to ASTM D 2487, or Groups A-1, A-2-4, A-2-5, and A-3 according to AASHTO M 145, or a combination of these groups; free of rock or gravel larger than 3 inches in any dimension, debris, waste, frozen materials, vegetation, and other deleterious matter.
- C. Unsatisfactory Soils: Soil Classification Groups GC, SC, CL, ML, OL, CH, MH, OH, and PT according to ASTM D 2487, or Groups A-2-6, A-2-7, A-4, A-5, A-6, and A-7 according to AASHTO M 145, or a combination of these groups.
 - 1. Unsatisfactory soils also include satisfactory soils not maintained within 2 percent of optimum moisture content at time of compaction.

- D. Subbase Material: Naturally or artificially graded mixture of natural or crushed gravel, crushed stone, and natural or crushed sand; ASTM D 2940/D 2940M; with at least 90 percent passing a 1-1/2-inch sieve and not more than 12 percent passing a No. 200 sieve.
- E. Base Course: Naturally or artificially graded mixture of natural or crushed gravel, crushed stone, and natural or crushed sand; ASTM D 294/D 2940M 0; with at least 95 percent passing a 1-1/2-inch sieve and not more than 8 percent passing a No. 200 sieve.
- F. Engineered Fill: Naturally or artificially graded mixture of natural or crushed gravel, crushed stone, and natural or crushed sand; ASTM D 2940/D 2940M; with at least 90 percent passing a 1-1/2-inch sieve and not more than 12 percent passing a No. 200 sieve.
- G. Bedding Course: Naturally or artificially graded mixture of natural or crushed gravel, crushed stone, and natural or crushed sand; ASTM D 2940/D 2940M; except with 100 percent passing a 1-inch sieve and not more than 8 percent passing a No. 200 sieve.
- H. Drainage Course: Narrowly graded mixture of washed crushed stone, or crushed or uncrushed gravel; ASTM D 448; coarse-aggregate grading Size 57; with 100 percent passing a 1-1/2-inch sieve and zero to 5 percent passing a No. 8 sieve.

2.2 ACCESSORIES

- A. Warning Tape: Acid- and alkali-resistant, polyethylene film warning tape manufactured for marking and identifying underground utilities, 6 inches wide and 4 mils thick, continuously inscribed with a description of the utility; colored to comply with local practice or requirements of authorities having jurisdiction.
 - 1. Red: Electric.
 - 2. Yellow: Gas, oil, steam and dangerous materials.
 - 3. Orange: Telephone and other communications.
 - 4. Blue: Water systems.
 - 5. Green: Sewer systems.
- B. Detectable Warning Tape: Acid- and alkali-resistant, polyethylene film warning tape manufactured for marking and identifying underground utilities, a minimum of 6 inches wide and 4 mils thick, continuously inscribed with a description of the utility, with metallic core encased in a protective jacket for corrosion protection, detectable by metal detector when tape is buried up to 30 inches deep; colored to comply with local practice or requirements of authorities having jurisdiction.
 - 1. Red: Electric.
 - 2. Yellow: Gas, oil, steam and dangerous materials.
 - 3. Orange: Telephone and other communications.
 - 4. Blue: Water systems.
 - 5. Green: Sewer systems.

PART 3 - EXECUTION

3.1 PREPARATION

- A. Protect structures, utilities, sidewalks, pavements, and other facilities from damage caused by settlement, lateral movement, undermining, washout, and other hazards created by earth-moving operations.
- B. Protect and maintain erosion and sedimentation controls during earth-moving operations.
- C. Protect subgrades and foundation soils from freezing temperatures and frost. Remove temporary protection before placing subsequent materials.

3.2 DEWATERING

- A. Prevent surface water and ground water from entering excavations, from ponding on prepared subgrades, and from flooding Project site and surrounding areas.
- B. Protect subgrades from softening, undermining, washout, and damage by rain or water accumulation.
 - 1. Reroute surface water runoff away from excavated areas. Do not allow water to accumulate in excavations. Do not use excavated trenches as temporary drainage ditches.

3.3 EXCAVATION, GENERAL

- A. Unclassified Excavation: Excavate to subgrade elevations regardless of the character of surface and subsurface conditions encountered. Unclassified excavated materials may include rock, soil materials, and obstructions. No changes in the Contract Sum or the Contract Time will be authorized for rock excavation or removal of obstructions.
 - 1. If excavated materials intended for fill and backfill include unsatisfactory soil materials and rock, replace with satisfactory soil materials.

3.4 EXCAVATION FOR STRUCTURES

- A. Excavate to indicated elevations and dimensions within a tolerance of plus or minus 1 inch. If applicable, extend excavations a sufficient distance from structures for placing and removing concrete formwork, for installing services and other construction, and for inspections.
 - 1. Excavations for Footings and Foundations: Do not disturb bottom of excavation. Excavate by hand to final grade just before placing concrete reinforcement. Trim bottoms to required lines and grades to leave solid base to receive other work.
 - 2. Pile Foundations: Stop excavations 6 to 12 inches above bottom of pile cap before piles are placed. After piles have been driven, remove loose and displaced material. Excavate to final grade, leaving solid base to receive concrete pile caps.
 - 3. Excavation for Underground Tanks, Basins, and Mechanical or Electrical Utility Structures: Excavate to elevations and dimensions indicated within a tolerance of plus or minus 1 inch. Do not disturb bottom of excavations intended as bearing surfaces.

B. Excavations at Edges of Tree- and Plant-Protection Zones:

1. Excavate by hand or with an air spade to indicated lines, cross sections, elevations, and subgrades. If excavating by hand, use narrow-tine spading forks to comb soil and expose roots. Do not break, tear, or chop exposed roots. Do not use mechanical equipment that rips, tears, or pulls roots.
2. Cut and protect roots according to requirements in Section 015639 "Temporary Tree and Plant Protection."

3.5 EXCAVATION FOR WALKS AND PAVEMENTS

- A. Excavate surfaces under walks and pavements to indicated lines, cross sections, elevations, and subgrades.

3.6 EXCAVATION FOR UTILITY TRENCHES

- A. Excavate trenches to indicated gradients, lines, depths, and elevations.

1. Beyond building perimeter, excavate trenches to allow installation of top of pipe below frost line.

- B. Excavate trenches to uniform widths to provide the following clearance on each side of pipe or conduit. Excavate trench walls vertically from trench bottom to 12 inches higher than top of pipe or conduit unless otherwise indicated.

1. Clearance: 12 inches each side of pipe or conduit.

- C. Trench Bottoms: Excavate and shape trench bottoms to provide uniform bearing and support of pipes and conduit. Shape subgrade to provide continuous support for bells, joints, and barrels of pipes and for joints, fittings, and bodies of conduits. Remove projecting stones and sharp objects along trench subgrade.

1. For pipes and conduit less than 6 inches in nominal diameter, hand-excavate trench bottoms and support pipe and conduit on an undisturbed subgrade.
2. For pipes and conduit 6 inches or larger in nominal diameter, shape bottom of trench to support bottom 90 degrees of pipe or conduit circumference. Fill depressions with tamped sand backfill.
3. For flat-bottomed, multiple-duct conduit units, hand-excavate trench bottoms and support conduit on an undisturbed subgrade.
4. Excavate trenches 6 inches deeper than elevation required in rock or other unyielding bearing material to allow for bedding course.

- D. Trenches in Tree- and Plant-Protection Zones:

1. Hand-excavate to indicated lines, cross sections, elevations, and subgrades. Use narrow-tine spading forks to comb soil and expose roots. Do not break, tear, or chop exposed roots. Do not use mechanical equipment that rips, tears, or pulls roots.
2. Do not cut main lateral roots or taproots; cut only smaller roots that interfere with installation of utilities.
3. Cut and protect roots according to requirements in Section 015639 "Temporary Tree and Plant Protection."

3.7 SUBGRADE INSPECTION

- A. Compact all subgrade locations with a pneumatic tamper. Do not tamp wet or saturated subgrades.
- B. Reconstruct subgrades damaged by freezing temperatures, frost, rain, accumulated water, or construction activities, as directed by Engineer, without additional compensation.

3.8 UNAUTHORIZED EXCAVATION

- A. Fill unauthorized excavation under foundations or wall footings by extending bottom elevation of concrete foundation or footing to excavation bottom, without altering top elevation. Lean concrete fill, with 28-day compressive strength of 2500 psi, may be used when approved by Engineer.
 1. Fill unauthorized excavations under other construction, pipe, or conduit as directed by Engineer.

3.9 STORAGE OF SOIL MATERIALS

- A. Stockpile borrow soil materials and excavated satisfactory soil materials without intermixing. Place, grade, and shape stockpiles to drain surface water. Cover to prevent windblown dust.
 1. Stockpile soil materials away from edge of excavations. Do not store within drip line of remaining trees.

3.10 UTILITY TRENCH BACKFILL

- A. Place backfill on subgrades free of mud, frost, snow, or ice.
- B. Place and compact bedding course on trench bottoms and where indicated. Shape bedding course to provide continuous support for bells, joints, and barrels of pipes and for joints, fittings, and bodies of conduits.
- C. Trenches under Footings: Backfill trenches excavated under footings and within 18 inches of bottom of footings with satisfactory soil; fill with concrete to elevation of bottom of footings. Concrete is specified in Section 033000 "Cast-in-Place Concrete."
- D. Initial Backfill: Place and compact initial backfill of subbase material, free of particles larger than 1 inch in any dimension, to a height of 12 inches over the pipe or conduit.

1. Carefully compact initial backfill under pipe haunches and compact evenly up on both sides and along the full length of piping or conduit to avoid damage or displacement of piping or conduit. Coordinate backfilling with utilities testing.
- E. Final Backfill: Place and compact final backfill of satisfactory soil to final subgrade elevation.
- F. Warning Tape: Install warning tape directly above utilities, 16 inches below finished grade, for water and sewer. See Plan details for depth of electric line warning tape.

3.11 SOIL FILL

- A. Plow, scarify, bench, or break up sloped surfaces steeper than 1 vertical to 4 horizontal so fill material will bond with existing material.
- B. Place and compact fill material in layers to required elevations as follows:
1. Under grass and planted areas, use satisfactory soil material.
 2. Under walks and pavements, use satisfactory soil material.
 3. Under steps and ramps, use engineered fill.
 4. Under building slabs, use engineered fill.
 5. Under footings and foundations, use engineered fill.

3.12 SOIL MOISTURE CONTROL

- A. Uniformly moisten or aerate subgrade and each subsequent fill or backfill soil layer before compaction to within 2 percent of optimum moisture content.
1. Do not place backfill or fill soil material on surfaces that are muddy, frozen, or contain frost or ice.
 2. Remove and replace, or scarify and air dry, otherwise satisfactory soil material that exceeds optimum moisture content by 2 percent and is too wet to compact to specified dry unit weight.

3.13 COMPACTION OF SOIL BACKFILLS AND FILLS

- A. Place backfill and fill soil materials in layers not more than 8 inches in loose depth for material compacted by heavy compaction equipment and not more than 4 inches in loose depth for material compacted by hand-operated tampers.
- B. Place backfill and fill soil materials evenly on all sides of structures to required elevations and uniformly along the full length of each structure.
- C. Compact soil materials to not less than the following percentages of maximum dry unit weight according to ASTM D 698:
1. Under structures, building slabs, steps, and pavements, scarify and recompact top 12 inches of existing subgrade and each layer of backfill or fill soil material at 95 percent.
 2. Under walkways, scarify and recompact top 6 inches below subgrade and compact each layer of backfill or fill soil material at 92 percent.

3. Under turf or unpaved areas, scarify and recompact top 6 inches below subgrade and compact each layer of backfill or fill soil material at 85 percent.
4. For utility trenches, compact each layer of initial and final backfill soil material at 85 percent.

3.14 GRADING

- A. General: Uniformly grade areas to a smooth surface, free of irregular surface changes. Comply with compaction requirements and grade to cross sections, lines, and elevations indicated.
- B. Site Rough Grading: Slope grades to direct water away from buildings and to prevent ponding. Finish subgrades to elevations required to achieve indicated finish elevations, within the following subgrade tolerances:
 1. Turf or Unpaved Areas: Plus or minus 1 inch.
 2. Walks: Plus or minus 1 inch.
 3. Pavements: Plus or minus 1/2 inch.

3.15 SUBBASE AND BASE COURSES UNDER PAVEMENTS AND WALKS

- A. Place subbase course and base course on subgrades free of mud, frost, snow, or ice.
- B. On prepared subgrade, place subbase course and base course under pavements and walks as follows:
 1. Shape subbase course and base course to required crown elevations and cross-slope grades.
 2. Place subbase course and base course that exceeds 6 inches in compacted thickness in layers of equal thickness, with no compacted layer more than 6 inches thick or less than 3 inches thick.
 3. Compact subbase course and base course at optimum moisture content to required grades, lines, cross sections, and thickness to not less than 95 percent of maximum dry unit weight according to ASTM D 698.

3.16 DRAINAGE COURSE UNDER CONCRETE SLABS-ON-GRADE

- A. Place drainage course on subgrades free of mud, frost, snow, or ice.
- B. On prepared subgrade, place and compact drainage course under cast-in-place concrete slabs-on-grade as follows:
 1. Place drainage course that exceeds 6 inches in compacted thickness in layers of equal thickness, with no compacted layer more than 6 inches thick or less than 3 inches thick.
 2. Compact each layer of drainage course to required cross sections and thicknesses to not less than 95 percent of maximum dry unit weight according to ASTM D 698.

3.17 FIELD QUALITY CONTROL

- A. Special Inspections: Owner will engage a qualified special inspector to perform inspections:

- B. Testing Agency: Owner will engage a qualified geotechnical engineering testing agency to perform tests and inspections.
- C. Allow testing agency to inspect and test subgrades and each fill or backfill layer. Proceed with subsequent earth moving only after test results for previously completed work comply with requirements.
- D. Footing Subgrade: At footing subgrades, at least one test of each soil stratum will be performed to verify design bearing capacities. Subsequent verification and approval of other footing subgrades may be based on a visual comparison of subgrade with tested subgrade when approved by Engineer.
- E. When testing agency reports that subgrades, fills, or backfills have not achieved degree of compaction specified, scarify and moisten or aerate, or remove and replace soil materials to depth required; recompact and retest until specified compaction is obtained.

3.18 PROTECTION

- A. Protecting Graded Areas: Protect newly graded areas from traffic, freezing, and erosion. Keep free of trash and debris.
- B. Repair and reestablish grades to specified tolerances where completed or partially completed surfaces become eroded, rutted, settled, or where they lose compaction due to subsequent construction operations or weather conditions.
- C. Where settling occurs before Project correction period elapses, remove finished surfacing, backfill with additional soil material, compact, and reconstruct surfacing.
 - 1. Restore appearance, quality, and condition of finished surfacing to match adjacent work, and eliminate evidence of restoration to greatest extent possible.

3.19 DISPOSAL OF SURPLUS AND WASTE MATERIALS

- A. Remove surplus satisfactory soil and waste materials, including unsatisfactory soil, trash, and debris, and legally dispose of them off Owner's property.

END OF SECTION 312000

(THIS SHEET INTENTIONALLY LEFT BLANK)

SECTION 31 62 17 - STEEL PILES

PART 1 - GENERAL

1.1 SUMMARY

- A. Section includes steel pipe piles.

1.2 INSTALLATION

- A. All work associated with providing and installing steel piles shall be included in the Lump Sum price submitted for the project.
- B. Work of this Section is affected as follows:
 - 1. Test piles that become part of permanent foundation system are considered as an integral part of the Work.
 - 2. Rejected piles, including piles driven out of tolerance, defective piles, or piles damaged during handling or driving, shall be removed and replaced at no additional cost to the owner.

1.3 PREINSTALLATION MEETINGS

- A. Preinstallation Conference: Conduct conference at Project site.

1.4 QUALITY ASSURANCE

- A. Steel piles shall be installed by a contractor experienced with pile driving operations in a marine environment.
- B. Contractor shall have experience driving piles in a marine environment of similar nature to this work within the last three (3) years.

Provide documentation, including job name(s), location(s), owner(s), and owner(s) contact information for similar work experience.

1.5 ACTION SUBMITTALS

- A. Experience: Provide documentation of Contractor experience driving piles in a marine environment of similar nature to this work within the last three (3) years, including job name(s), location(s), owner(s), and owner(s) contact information for similar work experience.
- B. Product Data: For each type of product.

- C. Shop Drawings: For steel pipe piles. Show fabrication and installation details for piles, and cross beams.
 - 1. Indicate welds by standard AWS symbols, distinguishing between shop and field welds, and show size, length, and type of each weld.
- D. Shop Drawings: For steel driving template.
 - 1. The contractor shall submit details of the driving template, including means of securing it for driving operations.
- E. Pile Driving Plan: For method of installation of piles within the pond. Piles shall not be driven from the shoulder of the road.
 - 1. Plan shall show crane set-up location(s) and all methods of temporary support, including barge size and type.
- F. Testing Agency: For dynamic pile load testing.
 - 1. The pile testing firm is required to have at least five (5) years of documented experience in the performance and interpretation of dynamic pile testing. The testing firm's field engineer or technician operating the instrumentation and collecting the data is required to have documented experience on at least ten (10) prior projects with similar pile requirements. The field engineer or technician responsible for operating the instrumentation must be fully capable of understanding and interpreting the data being collected during driving and must possess a valid Certificate of Proficiency issued by the Pile Driving Contractors Association (PDCA).

1.6 INFORMATIONAL SUBMITTALS

- A. Welding certificates.
- B. Mill test reports.
- C. Pile-Driving Equipment Data: Include type, make, and rated energy range; weight of striking part of hammer; weight of drive cap; and type, size, and properties of hammer cushion.
- D. Pile-driving records.
- E. Field quality-control reports.

1.7 QUALITY ASSURANCE

- A. Welding Qualifications: Qualify procedures and personnel according to AWS D1.1/D1.1M, "Structural Welding Code - Steel."

PART 2 - PRODUCTS

2.1 STEEL PIPE PILES

- A. High-Strength, Low-Alloy, Columbium-Vanadium Structural Steel: ASTM A 690, $F_y = 50,000$ psi. Pile tips shall be left open. Pile tops shall be sealed as shown on the contract plans.

2.2 PILE ACCESSORIES

- A. Splice Unit: Manufacturer's standard splice unit, of same material as steel pipe pile or material of equal strength, shaped to encase pipe pile.

2.3 FABRICATION

- A. Pile-Length Markings: Mark each pile with horizontal lines at 12-inch intervals; label the distance from pile tip at 60-inch intervals. Maintain markings on piles until driven. **Markings shall be temporary and shall be removed after approval, or of an approved material that fades out within one-year from installation.**
- B. Fabricate and provide full-length piles to eliminate splicing during driving, with ends square.

PART 3 - EXECUTION

3.1 DRIVING PILES

- A. General: Continuously drive piles to elevations indicated on drawings. Establish and maintain axial alignment of leads and piles before and during driving.
- B. A steel driving template shall be used to ensure accurate placement of the piles.
- C. Notify Engineer and owner 48 hours prior to installing first steel pile. Architect/Engineer and owner will provide representatives to observe installation of first pile and approve the methods utilized.
- D. Heaved Piles: Redrive heaved piles to tip elevation at least as deep as original tip elevation with a driving resistance at least as great as original driving resistance.
- E. Driving Tolerances: Drive piles without exceeding the following tolerances, measured at pile heads:
 - 1. Location: 2 inches from location indicated after initial driving, and 2 inches after pile driving is completed.
 - 2. Plumb: Maintain 1 inch in 48 inches from vertical, or a maximum of 4 inches, measured when pile is aboveground in leads.
 - 3. Batter Angle: Maximum 1 inch in 48 inches from required angle, measured when pile is aboveground in leads.

- F. Withdraw damaged or defective piles and piles that exceed driving tolerances and install new piles within driving tolerances at no additional expense to the Owner.
- G. Piles shall be left uncut, with depth markings legible, until the Architect/Engineer or Owner can confirm the driven depths and installation quality provided.
- H. Cut off tops of driven piles square at angle and at elevations indicated.
- I. Pile-Driving Records: Maintain accurate driving records for each pile.

3.2 DYNAMIC LOAD TESTS.

- A. Materials and Construction Methods. Provide Equipment and perform testing and reporting procedures in strict accordance with ASTM D 4945 - Standard Test Method for High-Strain Dynamic Testing of Piles.
- B. Employ a pile testing firm experienced in high-strain dynamic monitoring of driven piles to conduct the load tests in compliance with these Specifications, to record all data, and to furnish reports of the test results to the Engineer except when the Contract Documents show that the Department will provide these services.
- C. Provide the Engineer with reasonable inspection access along the full length and perimeter of all piles prepared for instrumentation attachment prior to the piles being lifted and located in the leads.
- D. Do not install the dynamic monitoring instrumentation on the pile, including all gauges and cables, until the pile has been lifted and aligned in the leads and the hammer and helmet have been properly set. Provide sufficient length of indicator and test piles for uninterrupted driving during dynamic testing.
- E. Perform dynamic testing during the entire initial drive and re-strike of all indicator piles so designated in the Contract Documents or as otherwise directed by the Engineer. Continuously monitor the tensile and compressive stresses during driving to ensure that the permissible stress limits provided by the Engineer are not exceeded during driving. Immediately reduce the hammer stroke or stop the driving operation if stresses in the pile approach or exceed the permissible limits in order to prevent pile damage. If non-axial driving is indicated by dynamic test measurements, stop pile driving immediately and realign the driving system or take other corrective action, as necessary, before resuming driving.
- F. If the top of pile is damaged or becomes deformed at any time during the dynamic testing of the piles, stop pile driving and cut off the damaged area in accordance with Section 605.03.8. Properly prepare the remaining pile section for gauge installation and once the pile has been inspected and approved by the Department, continue driving.
- G. Drive all dynamically tested piles to an adequate depth to achieve the minimum tip elevation and the minimum initial driving resistance specified by the Engineer. If field data indicates the hammer system is not transferring to the pile the full energy anticipated at the end of initial drive, increase the hammer stroke and/or driving resistance until the minimum initial drive resistance is displayed on the dynamic testing apparatus. Do not exceed the permissible stress limits.

- H. Maintain a minimum distance of 1 foot between the pile monitoring gauges and the ground surface, water surface, or pile template. If additional ground penetration is required, stop driving the pile, remove the gauges and splice the pile before proceeding with additional driving and monitoring. Prior to splicing, properly prepare the pile splice segment for gauge installation in accordance with ASTM D 4945 and make it accessible to the Engineer for inspection. After the pile has been properly spliced and the hammer and leads have been reset, reattach the gauges to the new pile segment and continue the drive.
- I. Reporting shall be performed on forms included with this section and shall be submitted to the Engineer within three (3) working days from the completion of each dynamic test.

3.3 FIELD QUALITY CONTROL

- A. Special Inspections: Engage a qualified special inspector to perform inspections.
- B. Testing Agency: Engage a qualified third party testing agency to perform tests and inspections.
- C. Tests and Inspections:
 - 1. Weld Testing: In addition to visual inspection, splice welds shall be tested and inspected according to AWS D1.1/D1.1M.
- D. Steel pipe piles will be considered defective if they do not pass tests and inspections.
- E. Prepare test and inspection reports.

END OF STEEL PILES

(THIS PAGE INTENTIONALLY LEFT BLANK)

SECTION 329200 - TURF AND GRASSES

PART 1 - GENERAL

1.1 SUMMARY

A. Section Includes:

1. Seeding.

1.2 DEFINITIONS

- A. Pesticide:** A substance or mixture intended for preventing, destroying, repelling, or mitigating a pest. This includes insecticides, miticides, herbicides, fungicides, rodenticides, and molluscicides. It also includes substances or mixtures intended for use as a plant regulator, defoliant, or desiccant.
- B. Planting Soil:** Existing, on-site soil; imported soil; or manufactured soil that has been modified with soil amendments and perhaps fertilizers to produce a soil mixture best for plant growth. See Section 329113 "Soil Preparation" and drawing designations for planting soils.

1.3 PREINSTALLATION MEETINGS

- A. Preinstallation Conference:** Conduct conference at Project site.

1.4 INFORMATIONAL SUBMITTALS

- A. Certification of grass seed.**
1. Certification of each seed mixture for turfgrass sod.
- B. Product certificates.**

1.5 DELIVERY, STORAGE, AND HANDLING

- A. Seed and Other Packaged Materials:** Deliver packaged materials in original, unopened containers showing weight, certified analysis, name and address of manufacturer, and indication of compliance with state and Federal laws, as applicable.

PART 2 - PRODUCTS

2.1 SEED

- A. Grass Seed: Fresh, clean, dry, new-crop seed complying with AOSA's "Rules for Testing Seeds" for purity and germination tolerances.
- B. Seed Species:
 - 1. Quality: State-certified seed of grass species as noted on the Plans.

2.2 FERTILIZERS

- A. Commercial Fertilizer: Commercial-grade complete fertilizer of neutral character, consisting of fast- and slow-release nitrogen, 50 percent derived from natural organic sources of urea formaldehyde, phosphorous, and potassium in the following composition:
 - 1. Composition: 1 lb/1000 sq. ft. of actual nitrogen, 4 percent phosphorous, and 2 percent potassium, by weight.
- B. Slow-Release Fertilizer: Granular or pelleted fertilizer consisting of 50 percent water-insoluble nitrogen, phosphorus, and potassium in the following composition:
 - 1. Composition: 20 percent nitrogen, 10 percent phosphorous, and 10 percent potassium, by weight.

2.3 MULCHES

- A. Refer to the Delaware ESC Handbook for approved mulches.

2.4 PESTICIDES

- A. General: Pesticide, registered and approved by the EPA, acceptable to authorities having jurisdiction, and of type recommended by manufacturer for each specific problem and as required for Project conditions and application. Do not use restricted pesticides unless authorized in writing by authorities having jurisdiction.

PART 3 - EXECUTION

3.1 TURF AREA PREPARATION

- A. Moisten prepared area before planting if soil is dry. Water thoroughly and allow surface to dry before planting. Do not create muddy soil.
- B. Before planting, obtain Engineer's acceptance of finish grading; restore planting areas if eroded or otherwise disturbed after finish grading.

3.2 SEEDING

- A. Sow seed with spreader or seeding machine. Do not broadcast or drop seed when wind velocity exceeds 5 mph.
 - 1. Evenly distribute seed by sowing equal quantities in two directions at right angles to each other.
 - 2. Do not use wet seed or seed that is moldy or otherwise damaged.
 - 3. Do not seed against existing trees. Limit extent of seed to outside edge of planting saucer.
- B. Sow seed at a total rate as shown on Erosion and Sediment Control Details
- C. Rake seed lightly into top 1/8 inch of soil, roll lightly, and water with fine spray.
- D. Protect seeded areas with slopes not exceeding 1:6 by spreading straw mulch. Spread uniformly at a minimum rate as shown on Erosion and Sediment Control Details to form a continuous blanket in loose thickness over seeded areas.
 - 1. Anchor straw mulch by crimping into soil with suitable mechanical equipment.

3.3 TURF MAINTENANCE

- A. General: Maintain and establish turf by watering, fertilizing, weeding, mowing, trimming, replanting, and performing other operations as required to establish healthy, viable turf. Roll, regrade, and replant bare or eroded areas and remulch to produce a uniformly smooth turf. Provide materials and installation the same as those used in the original installation.
- B. Mow turf as soon as top growth is tall enough to cut. Repeat mowing to maintain specified height without cutting more than one-third of grass height. Remove no more than one-third of grass-leaf growth in initial or subsequent mowings.

3.4 SATISFACTORY TURF

- A. Turf installations shall meet the following criteria as determined by Architect:
 - 1. Satisfactory Seeded Turf: At end of maintenance period, a healthy, uniform, close stand of grass has been established, free of weeds and surface irregularities, with coverage meeting the requirements of the Erosion and Sediment Control Details.
- B. Use specified materials to reestablish turf that does not comply with requirements, and continue maintenance until turf is satisfactory.

END OF TURF AND GRASSES

(THIS PAGE INTENTIONALLY LEFT BLANK)

748510 - STRIPING, EPOXY RESIN PAINT

Description:

This work consists of furnishing and applying white or yellow, epoxy reflectorized pavement markings or black epoxy contrast pavement markings at the locations and in accordance with the patterns indicated on the Plans, or as directed by the Engineer, and in accordance with these specifications.

The white/yellow epoxy marking material shall be hot-applied by spray methods onto bituminous and/or Portland cement concrete pavement surfaces as required by the Plans. Following an application of double drop glass beads of two sizes and upon curing, the resultant epoxy marking shall be an adherent reflectorized stripe of the specified thickness and width that is capable of resisting deformation by traffic.

The black epoxy marking shall be a two-component, hot-spray applied epoxy resin pavement marking material to be used for pavement marking on Portland cement concrete pavement surfaces. Following an aggregate drop, and upon curing, it shall produce an adherent stripe of specified thickness and width capable of resisting wear from traffic. Black contrast pavement markings will be required on all Portland cement concrete pavements.

Materials Requirements:

A. White and Yellow Reflectorized Epoxy

1. Epoxy Composition Requirements:

The epoxy resin composition shall be specifically formulated for use as a pavement marking material and for hot-spray application at elevated temperatures. The type and amounts of epoxy resins and curing agents shall be at the option of the manufacturer, providing the other composition and physical requirements of this specification are met.

The epoxy marking material shall be a two-component (Part A and Part B), 100% solids type system formulated and designed to provide a simple volumetric mixing ratio (e.g. two volumes of Part A to one volume of Part B).

Component A of both white and yellow shall conform to the following requirements:

% BY WEIGHT

	WHITE:	YELLOW:
Pigments	Titanium Dioxide - 18% Min. (ASTM D476, Type II)	Med. Chrome Yellow - 23% Min. (ASTM D211, Type III)
Epoxy Resin	75% Min., 82% Max.	70% Min., 77% Max.

The entire pigment composition shall consist of either titanium dioxide or medium chrome yellow. No extender pigments are permitted. The white pigment upon analysis, shall contain a minimum of 16.5% TiO₂ (100% purity). The yellow pigment upon analysis, shall contain a minimum of 20% PbCrO₄ (100% purity).

Epoxy Content-WPE (Component A) - The epoxy content of the epoxy resin will be tested in accordance with ASTM D1652 and calculated as the weight per epoxy equivalent (WPE) for both white and yellow. The epoxy content will be determined on a pigment free basis. The epoxy content (WPE) shall meet a target value provided by the manufacturer and approved by the Department's Material and Research Section (from now on will be addressed as Department). A ± 50 tolerance will be applied to the target value to establish the acceptance range.

Amine Value (Component B) - The amine value of the curing agent shall be tested in accordance with ASTM D2074-66 to determine its total amine value. The total amine value shall meet a target value provided by the manufacturer and approved by the Department. A ± 50 tolerance will be applied to the target value to establish the acceptance range.

Toxicity - Upon heating to application temperature, the material shall not exude fumes which are toxic or injurious to persons or property.

Viscosity - Formulations of each component shall be such that the viscosity of both components shall coincide (within 10%) at a recommended spray application.

2. Physical Properties of Mixed Composition:

Unless otherwise noted, all samples are to be prepared and tested at an ambient temperature of 73 \square $\pm 5^{\circ}$ F. (23 \square $\pm 3^{\circ}$ C).

- a. Color. The white epoxy composition when applied at a minimum wet film thickness of 20 ± 1 mils ($500 \mu\text{m}$) as applicable and allowed to dry, shall be a reasonable visual match to Munsell Book Notation PB 9/1 (ASTM D1535).

The yellow epoxy composition when applied at a minimum wet film thickness of 20 ± 1 mils ($500 \mu\text{m}$) as applicable and allowed to dry, shall be a reasonable visual match to Munsell Book Notation, 10YR 8/14 (ASTM D1535).

- b. Directional Reflectance. The white epoxy composition (without glass spheres) shall have a daylight directional reflectance of not less than 84% relative to a magnesium oxide standard when tested in accordance with Method 6121 of Federal Test Method Standard No. 141.

The yellow epoxy composition (without glass spheres) shall have a daylight directional reflectance of not less than 55% relative to a magnesium oxide standard when tested in accordance with Method 6121 of Federal Test Method Standard No. 141.

- c. Drying Time (Laboratory). The epoxy composition, when mixed in the proper ratio and applied at a 20 ± 1 mils ($500 \mu\text{m}$) minimum wet film thickness, and immediately dressed with large reflective glass spheres (Federal Spec. Type 4) at a rate of 12 lb/gal (1.4 kg/l) of epoxy pavement marking materials, immediately followed by a second drop of AASHTO M-247 Type 1 glass spheres applied at a rate of 12 lb/gal (1.4 kg/L) of epoxy pavement marking material, shall exhibit a no-track condition in 15 minutes or less (ASTM D711). A Bird Applicator or any other doctor blade shall be used to produce a uniform film thickness.
- d. Drying Time (Field). When installed at a minimum wet film thickness of 20 ± 1 mils (500 or 625 μm) and reflectorized with glass spheres, the maximum drying times shall correspond to these temperatures:

80° F (27° C)	10 minutes
70° F (21° C)	10 minutes
60° F (16° C)	15 minutes
50° F (10° C)	25 minutes
40° F (4° C)	45 minutes
35° F (2° C)	60 minutes

The composition shall dry to “no-tracking” in approximately 10 minutes, and after thirty (30) minutes shall show no damaging effect from traffic. Dry to “no-tracking” shall be considered as the condition where no visual deposition of the

epoxy marking to the pavement surface is observed when viewed from a distance of 100 feet (30 meters), after a passenger car is passed over the line. Regardless of the temperature at the time of installation, the installation contractor shall be responsible for protection of the markings material until dry to a non-tracking state.

- e. Abrasion Resistance. The wear index of the composition shall not exceed 82 when tested in accordance with ASTM C501 using a CS-17 wheel and under a load of 1000 grams for 1000 cycles.
- f. Tensile Strength. The tensile strength of the epoxy composition shall not be less than 6000 psi (41 MPa) when tested in accordance with ASTM D638 using a Type IV specimen [0.125" ± 0.010" (3.18 ± 0.25 mm) thick]. Tests shall be conducted at an ambient temperature of 75° ± 5° F (24° ± 3° C). The testing machine shall operate at a speed of 0.20" (5.1 mm) per minute.

The total conditioning or drying period, from the time the epoxy composition is first mixed to the time of testing, shall not be less than 24 hours nor more than 96 hours.

Test specimens for tensile strength determination will be prepared as follows:

A 1/8 inch (3 mm) thick sheet of epoxy material is cast from a reservoir-type mold, fabricated from polytetrafluorethylene (PTFE), 1/8" deep x 10" x 10" (3 mm deep x 250 mm x 250 mm).

Prior to casting, the mold is sprayed with a suitable release agent. A sufficient amount of epoxy composition is mixed in the proper proportions (A:B) and poured level with the top of the mold. Care should be taken so as not to decrease or exceed the 1/8" (3 mm) thickness.

After a period of 1 to 4 hours, the material will have set into a semi-rigid sheet that is flexible enough to die-cut yet rigid enough to retain its shape. While the material is in this "plastic" state, five (5) specimens shall be die-cut and then placed on a flat, smooth, PTFE surface for the completion of the specified conditioning period.

- g. Compressive Strength. The compressive strength of the epoxy composition shall not be less than 12,000 psi (83 MPa) when tested in accordance with ASTM D695 except that a compression tool shall not be necessary. The test specimen shall be a right cylinder [0.50 inch diameter by 1.0 inch length (12 mm diameter by 25 mm length)]. Tests shall be conducted at an ambient

temperature of $75^{\circ} \pm 5^{\circ}$ F ($24^{\circ} \pm 3^{\circ}$ C).

The total conditioning or drying period, from the time the epoxy composition is first mixed to the time of testing shall not be less than 24 hours nor more than 96 hours.

Test specimens for compressive strength determinations will be prepared as follows:

Five molds will be prepared from $\frac{1}{2}$ " (12 mm) I.D., $\frac{1}{16}$ " (1.5 mm) wall thickness acrylic tubing, cut in $1\frac{1}{2}$ " (38 mm) lengths. After spraying the inside of the mold with a suitable release agent,⁽¹⁾ the cylindrical tubes are placed in a vertical position on a PTFE sheet base. A sufficient amount of epoxy composition is thoroughly mixed in the proper proportions (A:B) and poured into the mold to a depth of approximately $1\frac{1}{4}$ " (32 mm). After a minimum of 72 hours curing, the specimens are removed from the molds and machined to a length of $1" \pm 0.002"$ ($25\text{ mm} \pm 0.05\text{ mm}$).

- h. Hardness. The epoxy composition when tested in accordance with ASTM D2240 shall have a Shore D hardness of between 75 and 100. Samples shall be allowed to dry for not less than 24 hours nor more than 96 hours prior to testing.

B. Reflective Glass Spheres/Beads

Reflective glass spheres for drop-on application shall conform to the following requirements:

The glass spheres shall be colorless; clean; transparent; free from milkiness or excessive air bubbles; and essentially clean from-surface scarring or scratching. They shall be spherical in shape and at least 80% of the glass beads shall be true spheres when tested in accordance with ASTM D1155. At least 80% of the Type IV beads shall be true spheres as measured by the visual method.

The refractive index of the spheres shall be a minimum of 1.50 as determined by the liquid immersion method at 77° F (25° C).

The silica content of the glass spheres shall not be less than 60%.

The crushing resistance of the spheres shall be as follows: A 40 lb. (18 kg) dead weight, for 20 to 30 ($850\text{ }\mu\text{m}$ to $600\text{ }\mu\text{m}$) mesh spheres shall be the average resistance when tested in accordance with ASTM D1213.

The glass spheres shall have the following grading when tested in accordance with ASTM D1214.

M247 AASHTO Type 1 Glass Spheres

<u>U.S. Standard Sieve</u>	<u>% Retained</u>	<u>% Passing</u>
#20 (850µm)	0	100
#30 (600µm)	5-25	75-95
#50 (300µm)	40-65	15-35
#100 (150µm)	15-35	0-5
Pan	0-5	

Type 4 Large Spheres

<u>U.S. Standard Sieve</u>	<u>% Retained</u>	<u>% Passing</u>
#10 (2000 µm)	0	100
#12 (1680 µm)	0-5	95-100
#14 (1410 µm)	5-20	80-95
#16 (1190 µm)	40-80	10-40
#18 (1000 µm)	10-40	0-5
#20 (850 µm)	0-5	0-2
Pan	0-2	

The AASHTO M247 Type 1 glass spheres shall be treated with a moisture-proof coating. They shall show no tendency to absorb moisture in storage and shall remain free of clusters and hard lumps. They shall flow freely from dispensing equipment at any time when surface and atmosphere conditions are satisfactory for marking operations. The moisture-resistance of the glass spheres shall be determined in accordance with AASHTO M247 test method 4.4.1.

Type IV glass spheres shall be treated with an adhesion coating. They shall show no tendency to absorb moisture in storage and shall remain free of clusters and hard lumps. They shall flow freely from dispensing equipment at any time when surface and atmosphere conditions are satisfactory for marking operations. The adhesion coating property of the Type IV beads shall be tested in accordance with the dansyl-chloride test.

C. Black Epoxy Contrast Markings

Epoxy Resin Requirements: The two-component, 100% solids, paint shall be formulated and designed to provide a simple volumetric mixing ratio (e.g. 2 part component A to 1 part component B) specifically for service as a hot-spray applied binder for black aggregate in such a manner as to produce maximum adhesion. The material shall be composed of epoxy resins and pigments only.

The paint shall be well mixed in the manufacturing process and shall be free from defects and imperfections that may adversely affect the serviceability of the finished product. The paint shall not thicken, curdle, gel, settle excessively, or otherwise display any objectionable properties after storage. Individual components shall not require mixing prior to use when stored for a maximum of 6 months.

The overall paint composition shall be left to the discretion of the manufacturer, but shall meet the following requirements:

<u>Composition:</u>	<u>Component</u>	<u>Percent By Weight</u>
	Carbon Black (ASTM D476 Type III)	7% percent, by weight
	Talc	14% percent, by weight
	Epoxy Resin	79% percent, by weight

D. Black Aggregate

The moisture resistant aggregate shall meet the gradation requirements (AASHTO T27) as follows:

<u>Sieve Size</u>	<u>Percent Retained</u>
#30	18-28%
#40	60-80%
#50	2-14%

The moisture resistant aggregate shall have a ceramic coating. The aggregate shall be angular with no dry dispensement pigment allowed.

<u>Hardness:</u>	The black aggregate hardness shall be 6.5-7 on Moh's Mineral Scale.
<u>Porosity:</u>	The black aggregate porosity shall be less than two (2) percent.
<u>Moisture Content:</u>	The black aggregate moisture content shall be less than a half (.5) percent.

E. Packaging and Shipment

Epoxy pavement marking materials shall be shipped to the job site in strong substantial containers. Individual containers shall be plainly marked with the following information:

- a. Name of Product
- b. Lot Number
- c. Batch Number
- d. Test Number
- e. Date of Manufacture
- f. Date of expiration of acceptance (12 months from date of manufacture)
- g. The statement (as appropriate)
Part A - Contains Pigment & Epoxy Resin
Part B - Contains Catalyst
- h. Quantity
- i. Mixing proportions, Application Temperature and Instructions
- j. Safety Information
- k. Manufacturer's Name and Address

Reflective glass spheres shall be shipped in moisture resistant bags. Each bag shall be marked with the name and address of the manufacturer and the name and net weight of the material.

F. The Department reserves the right to randomly take a one-quart sample of white, yellow and hardener, of the epoxy material or glass spheres without prior notice for testing to ensure the epoxy material meets specifications.

Epoxy Applying Equipment:

Applying equipment for the placement of epoxy reflectorized pavement markings shall be approved by the Department, prior to the start of work.

At any time throughout the duration of the project, the Contractor shall provide free access to his epoxy applying equipment for inspection by the Engineer or his authorized representative.

In general, the applying equipment shall be a mobile, truck mounted and self contained pavement marking machine, specifically designed to apply epoxy resin materials and reflective glass spheres in continuous and skip-line patterns. The application equipment shall be maneuverable to the extent that straight lines can be followed and normal curves can be made in a true arc. In addition, the truck mounted unit shall be provided with accessories to allow for the marking of legends, symbols, crosswalks, and other special patterns.

The Engineer may approve the use of a portable applicator in lieu of truck mounted accessories, for use in applying special markings only, provided such equipment can demonstrate satisfactory application of reflectorized epoxy markings in accordance with these specifications.

The applicator shall be capable of installing up to 20,000 lineal feet (6,100 lineal meters) of epoxy reflectorized pavement markings in an 8-hour day and shall include the following features:

1. The applicator shall provide individual material reservoirs, or space, for the storage of Part A and Part B of the epoxy resin composition; for the storage of water; and for the storage of reflective glass spheres.
2. The applicator shall be equipped with heating equipment of sufficient capacity to maintain the individual epoxy resin components at the manufacturer's recommended temperature for spray application and for heating water to a temperature of approximately 140° F (60° C).
3. The glass spheres shall be gravity dropped upon 20 mils (500 µm) of epoxy pavement markings to produce a wet-night-reflective pavement marking. The large spheres (Federal Spec. Type 4) shall be applied at a rate of 12 pounds per gallon (1.4 kg/L) of epoxy pavement marking material, immediately followed by a second drop of AASHTO M-247 Type 1 glass spheres applied rate of 12 pounds per gallon (1.4 kg/L) of epoxy pavement marking material. This application rate and the following gradation shall conform to FHWA's FP-96: Standard Specifications for Construction of Roads and Bridges on Federal Highway Projects (pages 757-761 Type 3 and Type 4 Beads).
4. The applicator shall be equipped with metering devices or pressure gauges, on the proportioning pumps. Metering devices or pressure gauges shall be visible to the Engineer.
5. The applicator shall be equipped with all the necessary spray equipment, mixers, compressors, and other appurtenances to allow for the placement of epoxy reflectorized pavement markings in a simultaneous sequence of operations as described below in Construction Details, D. Applications of Epoxy Reflectorized Pavement Markings of this Special Provisions.

Construction Details.

- A. General: All pavement marking and patterns shall be placed as shown on the Plans or as directed by the Engineer.

Before any pavement markings work is begun, a schedule of operations shall be submitted for the approval of the Engineer. This schedule shall be submitted 2 weeks prior to the application of the striping.

At least five (5) days prior to starting striping the Contractor shall provide the Engineer with the epoxy manufacturer's written instructions for use. These instructions shall include but not be limited to: mixing ratios, application temperatures, and recommendations for use of water spray.

The application of pavement markings shall be done in the general direction of traffic. Striping against the direction of traffic flow shall not be allowed.

The Contractor shall be responsible for removing, to the satisfaction of the Engineer, tracking marks, spilled epoxy or epoxy markings applied in unauthorized areas.

The hot water spray shall not be used in conjunction with markings applications on any pavement surface, or on any existing durable type marking, unless specifically recommended by the manufacturer of the epoxy material.

- B. Atmospheric Conditions: Epoxy pavement markings shall only be applied during conditions of dry weather and on substantially dry pavement surfaces. At the time of installation the pavement surface temperature shall be a minimum of 35° F (2° C) and the ambient temperature shall be a minimum of 35° F (2° C) and rising. The Engineer shall be the sole determiner as to when atmospheric conditions and pavement surface conditions are such to produce satisfactory results.
- C. Surface Preparations: The Contractor shall clean the pavement or existing durable marking to the satisfaction of the Engineer.

Surface cleaning and preparation work shall be performed only in the area of the epoxy markings application.

At the time of application all pavement surfaces and existing durable markings shall be free of oil, dirt, dust, grease and similar foreign materials. The cost of cleaning these contaminants shall be included in the bid price of this item. Also, the item shall include the cost of removal of the curing component in the area of the epoxy markings application, if concrete curing compounds on new portland cement concrete surfaces have been used.

Water blasting will not be permitted for removal.

- D. Application of White/Yellow Epoxy Reflectorized Pavement Markings: White/yellow epoxy reflectorized pavement markings shall be placed at the widths and patterns designated on the Contract Plans.

Markings operations shall not begin until applicable surface preparation work is completed, and approved by the Engineer.

White/yellow epoxy pavement markings shall be applied at a minimum uniform thickness of 20 mils (500 μ m) on all Portland cement concrete and bituminous concrete pavement, including Stone Matrix Asphalt.

Large reflective glass spheres (Federal Spec. Type 4) shall be applied at the rate of 12 pounds per gallon (1.4 kg/L) of epoxy pavement marking material, immediately followed by a second drop of AASHTO M-247 Type 1 glass spheres applied at a rate of 12 pounds per gallon (1.4 kg/L) of epoxy pavement marking material. Glass spheres shall uniformly cover the length and width of the pavement marking.

- E. Application of Black Epoxy Contrast Pavement Markings: Black epoxy contrast pavement markings shall be placed at the widths designated on the Contract Plans.

Markings operations shall not begin until applicable surface preparation work is completed, and approved by the Engineer.

Black epoxy contrast pavement markings shall be applied at a minimum uniform thickness of 20 mils (500 μ m) on all Portland cement concrete surfaces followed by a single drop of graded black aggregate.

The width of black epoxy line shall be applied for the following situations:

Center Skip Line - On Portland cement concrete pavements a black contrast skip line shall be 10 feet (3 m) in length of the same width as the white epoxy reflectorized skip. It is to lead the white skip and stop at the beginning of the white skip. The black contrast skip is to have a single application of graded black aggregate.

Edge Lines - All edge lines on Portland cement concrete pavements shall have a base of black contrast markings which is 4 inches (100 mm) wider than the reflective white or yellow marking. The black contrast marking is to be applied first with a single drop of graded black aggregate. Once it has cured sufficiently so as not to track, the reflectorized white or yellow line is to be applied on top of it. The reflective line is to be centered along the black contrast line such that a minimum of 2 inches (50 mm) of black contrast marking is visible on either side of the reflective marking.

F. Defective Epoxy Pavement Markings: Epoxy reflectorized pavement markings, which after application and curing are determined by the Engineer to be defective and not in conformance with this specification, shall be repaired. Repair of defective markings shall be the responsibility of the Contractor and shall be performed to the satisfaction of the Engineer as follows:

1. Insufficient film thickness [(less than 20 ± 1 mils (500 μm) as applicable] and line widths; insufficient glass bead coverage or inadequate glass bead retention.

Repair Method: Prepare the surface of the defective epoxy marking by shot blasting, sand blasting, or water blasting. No other cleaning methods will be allowed. Surface preparation shall be performed to the extent that a substantial amount of the reflective glass spheres are removed and a roughened epoxy marking surface remains.

Immediately after surface preparation remove loose particles and foreign debris by brooming or blasting with compressed air.

Repair shall be made by re-stripping over the cleaned surface, in accordance with the requirements of this specification and at a full 20 ± 1 mils (500 μm) minimum line thickness as applicable.

2. Uncured or discolored epoxy (brown patches); insufficient bond to pavement surface (or existing durable marking).

Uncured epoxy shall be defined as applied material that fails to cure (dry) in accordance with the requirements of this specification under MATERIALS, A, 2d. DRYING TIME (FIELD); or applied material that fails to cure (dry) within a reasonable time period under actual field conditions, as defined by the Engineer.

Discoloration (brown patches) shall be defined as localized areas or patches of brown or grayish colored epoxy marking material. These areas often occur in a cyclic pattern and also, often are not visible until several days or weeks after markings are applied.

Repair Method: The defective epoxy marking shall be completely removed and cleaned to the underlying pavement surface to the satisfaction of the Engineer.

The extent of removal shall be the defective area plus any adjacent epoxy pavement marking material extending one foot (300 mm) any direction.

After surface preparation work is complete, repair shall be made by re-applying

epoxy over the cleaned pavement surface in accordance with the requirements of this specification.

3. Reflectivity for epoxy resin paint.

After satisfactory completion of all striping work and written notification from the Contractor, the Department shall test the striping to ensure it has the minimum reflectivity. The testing will be completed within 30 calendar days from notification. The Contractor may request that tests be conducted on completed phases or portions of the work. Approval of such a request will be at the discretion of the Engineer. Testing will be done using a Delta LTL 2000 Retrometer (30 meter geometry). Five readings will be taken per line per mile (1.6 km). Projects less than 1 mile (1.6 km) in length will have a minimum of 5 readings per line. These readings will then be averaged for the overall project average.

The required average minimum initial reflectivity reading in millicandellas shall be:

White 450
Yellow 325

Any single reading shall not be less than 350 millicandellas for white and 250 millicandellas for yellow. Without exception, any pavement markings installed that does not meet the above average minimum initial reflectivity numbers shall be removed and replaced, at the installation contractor's expense.

Other defects not noted above, but determined by the Engineer to need repair, shall be repaired or replaced as directed by and to the satisfaction of the Engineer.

All work in conjunction with the repair or replacement of defective epoxy reflectorized pavement markings shall be performed by the Contractor at no additional cost to the State.

Method of Measurement and Basis of Payment:

The item shall be included in the lump sum price bid for the contract with no separate measurement made for the individual item including but not limited to site preparation, furnishing and placing all materials required for pavement striping.

(THIS SHEET INTENTIONALLY LEFT BLANK)

APPENDICES

- Architectural Accessibility Board - Approval Letter.
- Delaware Historical & Cultural Affairs – Approval Letter.
- Department of Labor – Prevailing Wage Rates.
- AIA A201-2017, General Conditions of the Contract for Construction

(THIS SHEET LEFT INTENTIONALLY BLANK)



**STATE OF DELAWARE
Architectural Accessibility Board
540 S. DuPont Highway, Suite 1
Dover, Delaware 19901**

April 14, 2023

Mr. Walter Hoey
Century Engineering
550 Bay Road
Dover, DE 19901

RE: DNREC – Assawoman Wildlife Area Viewing Tower
Case No. 23037

Dear Mr. Hoey,

State of Delaware’s Architectural Accessibility Board (AAB) met on Thursday, April 13, 2023, at which time your submission for the above referenced project was reviewed. Based on your plans and drawings your submission was approved.

The AAB’s review and approval is not to be construed as the assumption of any responsibility or liability for this project. Please know that there may be items pertaining to various codes, or other regulations, that may not have been addressed. You, however, are responsible for ensuring full compliance with all applicable accessibility codes, standards and/or other requirements. Please be advised that this approval pertains only to the above-referenced project and specifically only to the plans and drawing dated March 9, 2023. You are advised that any change or revisions to the approved plans or drawing that have a direct effect on accessibility, should be resubmitted to the AAB for review and approval. Likewise, errors could also occur when the actual construction deviates from the approved design.

If you have any questions regarding this letter, please contact me at (302) 739-5644.

Very truly yours,

Jennifer Lieber

Jennifer Lieber
Chief Administrator, AAB

cc: Board Members

September 12, 2023

Rachel Perash
Cultural Preservation Specialist
DNREC – State Parks and Recreation
152 S. State Street
Dover, DE 19901

**Subject: Assawoman Wildlife Area Viewing Platform
SHPO Project Review # 2022.05.09.02**

Dear Ms. Perash:

We understand that the Department of Natural Resources and Environmental Control (DNREC) Division of Fish and Wildlife is proposing to replace an existing viewing tower located in Assawoman Wildlife Area. This project will require a Nationwide Permit from the US Army Corps of Engineers (USACE). As the proposed undertaking requires a federal permit, this project is subject to compliance with Section 106 of the National Historic Preservation Act of 1966, as amended.

DNREC completed Phase I archaeological survey in July 2022 and no archaeological sites were found within the APE. In July 2023, DNREC informed our Office that the APE for the project expanded and they would conduct additional archaeological testing to cover the expanded APE. DNREC completed additional Phase I investigation and provided our Office with a negative survey report on September 5th, 2023. Our Office has reviewed the report and concur there are no archaeological resources present within the APE. The report in its current form has been accepted into our Research Center.

Our Office finds there to be No Historic Properties Affected by the proposed undertaking. Please feel free to contact me if you have any questions at (302) 736-7431 or sarah.carr@delaware.gov.

Sincerely,



Sarah Carr
Cultural Preservation Specialist

cc: Gwen Davis, Deputy SHPO
Anthony Gonzon, DNREC
Taylor Reynolds, DNREC
Nicole Cooper-Minnichbach, USACOE



State of Delaware
Department of Natural Resources and Environmental Control
Delaware Division of Parks and Recreation
89 Kings Highway
Dover, Delaware 19901

May 9, 2022

Mr. Timothy A. Slavin
State Historic Preservation Officer
Division of Historical and Cultural Affairs
21 The Green
Dover, DE 19901

Assawoman Wildlife Area Wildlife Viewing Platform

Dear Mr. Slavin:

I am writing to inform you that the Delaware Department of Natural Resources and Environmental Control (DNREC), Division of Fish and Wildlife (F&W) proposes to conduct an undertaking that may be subject to compliance with Section 106 of the National Historic Preservation Act, and its implementing regulations, 36 CFR Part 800. Currently, there are no federal funds involved with this project. However, in the future there may be an opportunity for a federal match for this project, which would enact the Section 106 procedure. This letter is in anticipation of that, and serves to initiate consultation with the Delaware State Historic Preservation Office (SHPO) on this matter (800.3(c)). In addition, the project will require a nationwide permit from the US Army Corps of Engineers.

The undertaking includes the replacement of a viewing tower located in the Assawoman Wildlife Area to replace it with a more accessible tower with a boardwalk and path leading up to it. See Page 1 of the attachment below for a description of the project and APE, but note that it is still in its preliminary planning phases. We are requesting the DE SHPO's comments on the proposed APE (800.4(a)(1)).

In order to identify historic properties within the APE, we will consult with maps and other documents on file at both DNREC and SHPO (800.4). Although there are no previously recorded cultural resources within the project area, there are a number of known archaeological sites in the surrounding areas of the Assawoman Wildlife Area, and the project area itself has not been intensely surveyed within the past 10 years. However, the majority of the project will take place in marshy areas which have been built up to support the road, and the only area with the potential for archaeological sites would be the wooded area northwest of the viewing platform. As such, it may be appropriate to conduct archaeological investigations within this area to determine the potential for sites. Please let us know if the DE SHPO finds these proposed efforts appropriate, or recommends alternative or additional steps that should be taken to fulfill this requirement.

Please review the information we have provided on this undertaking, and contact myself or Anthony Gonzon if you have any questions.

Sincerely,

Melody Abbott
Archaeologist/Cultural Preservation Specialist
Delaware Department of Natural Resources and Environmental Control
Division of Parks and Recreation

Office (302)-739-9188
melody.abbott@delaware.gov

cc: Anthony Gonzon, DNREC Division of Fish and Wildlife



Figure 1. Project area, overview northwest (photo taken 5/5 by Melody Abbott).



Figure 2. Project area, overview northwest (photo taken 5/5 by Melody Abbott).



Figure 3. Project area, overview northeast (photo taken 5/5 by Melody Abbott).



Figure 4. View from project area, southwest (photo taken 5/5 by Melody Abbott).

Assawoman Wildlife Area

Assawoman Accessible Wildlife Viewing Boardwalk and Platform

May 3, 2022

The DNREC – Division of Fish and Wildlife is currently planning to construct a new wildlife viewing platform in the Assawoman Wildlife Area, located east of Roxana in Sussex County, Delaware (Maps 1 and 2).

Currently, a 35+ ft. tower occupies the project site. Although still structurally sound, this tower does not conform to current building codes and is not accessible to people with disabilities. The steel structure consists of five flights of steep stairs and offers a limited viewing area at the top overlooking surrounding wetlands. The current structure was constructed sometime during the 1980's and has received occasional maintenance since that time. Parking is limited to a small gravel area immediately adjacent to the tower along the gravel access road leading to Mulberry Landing within the wildlife area (Map 3).

We proposed to remove the existing tower and construct a new facility with an expanded footprint within the anticipated Area of Potential Effect at the same location (Map 3). The new facility will be completely accessible to people with disabilities, including a boardwalk structure elevating visitors to the platform. The new platform will be located in wetlands ca. 50 to 100 ft. southeast of the location of the existing tower. The platform is anticipated to rise 20 to 25 ft. above ground level and measure 20 ft. by 20 ft. in width and length. The access path and boardwalk are expected to enter adjacent woodlands with a switchback leading to the tower's elevation. Length of the path will be determined by the distance and slope included in the design to provide a gradual incline to the platform for people with disabilities. Parking enhancements will be constructed at the site of the existing facility with additional parking being considered along the roadside just prior to reaching the project site.

The boardwalk will be a pile-supported structure using helical piles to minimize ground disturbance. We anticipate some excavation (depth to be determined) at the beginning of the elevated boardwalk to construct a concrete abutment. Options for support of the tower are under investigation and will likely employ the use of helical piles, cylindrical steel piles, timber piles, or some other method. We anticipate excavation (depth to be determined) in the wetland to construct concrete or steel pile caps. The boardwalk and platform will include a steel or timber frame, fiberglass flow-through decking, timber decking and composite railings. The at-grade portion of the trail and the trailhead at the parking area will be constructed with stone and stone dust. Minor excavation and grading may be necessary to maintain proper slopes, grades and drainage.

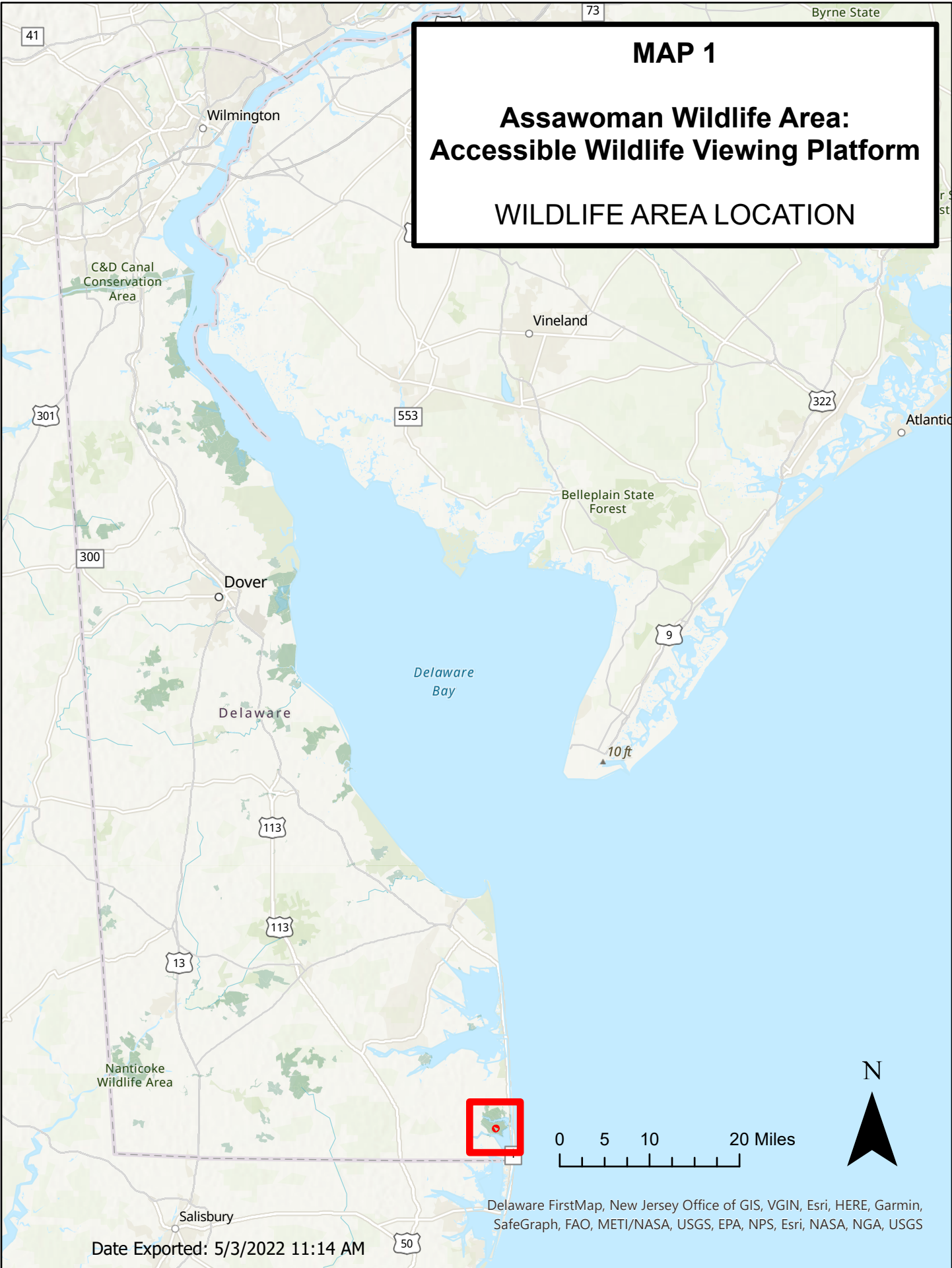
The proposed parking areas would require minor grading to ensure proper drainage and will be constructed with stone. A concrete pad will be installed at the trailhead to meet requirements of the Americans with Disabilities Act for access. Parking bumpers, post-and-rail fence and a kiosk will also be installed from the trailhead and around the immediate perimeter of the project site.

Overall, major ground disturbance will be limited to areas of excavation during construction. Geotechnical investigations requiring several soil borings will be completed during the design and

engineering phase of the project. We also anticipate several trees to be removed prior to construction to accommodate the trail and boardwalk alignment. A landscaping plan will be completed to incorporate native plantings intended to offset any loss of trees and other vegetation and improve habitat for wildlife.

This project will require a nationwide permit from the US Army Corps of Engineers. Currently, only state funds are planned for the construction of this project. However, those funds may be used and state match towards a federal US Fish and Wildlife Service grant or require the inclusion of federal funds at the time of construction.

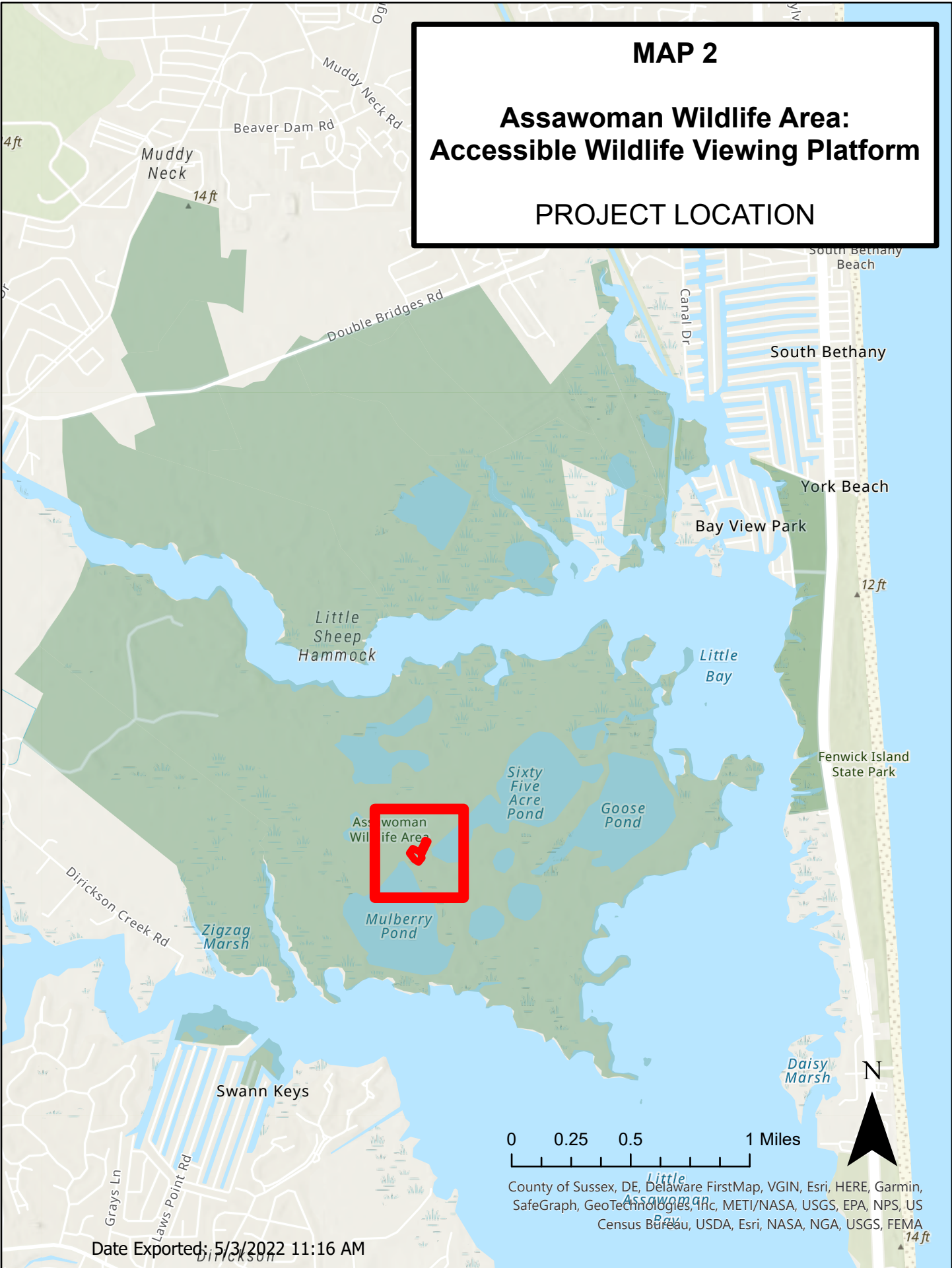
MAP 1
**Assawoman Wildlife Area:
Accessible Wildlife Viewing Platform**
WILDLIFE AREA LOCATION



MAP 2

Assawoman Wildlife Area: Accessible Wildlife Viewing Platform

PROJECT LOCATION



0 0.25 0.5 1 Miles

County of Sussex, DE, Delaware FirstMap, VGIN, Esri, HERE, Garmin, SafeGraph, GeoTechnologies, Inc, METI/NASA, USGS, EPA, NPS, US Census Bureau, USDA, Esri, NASA, NGA, USGS, FEMA

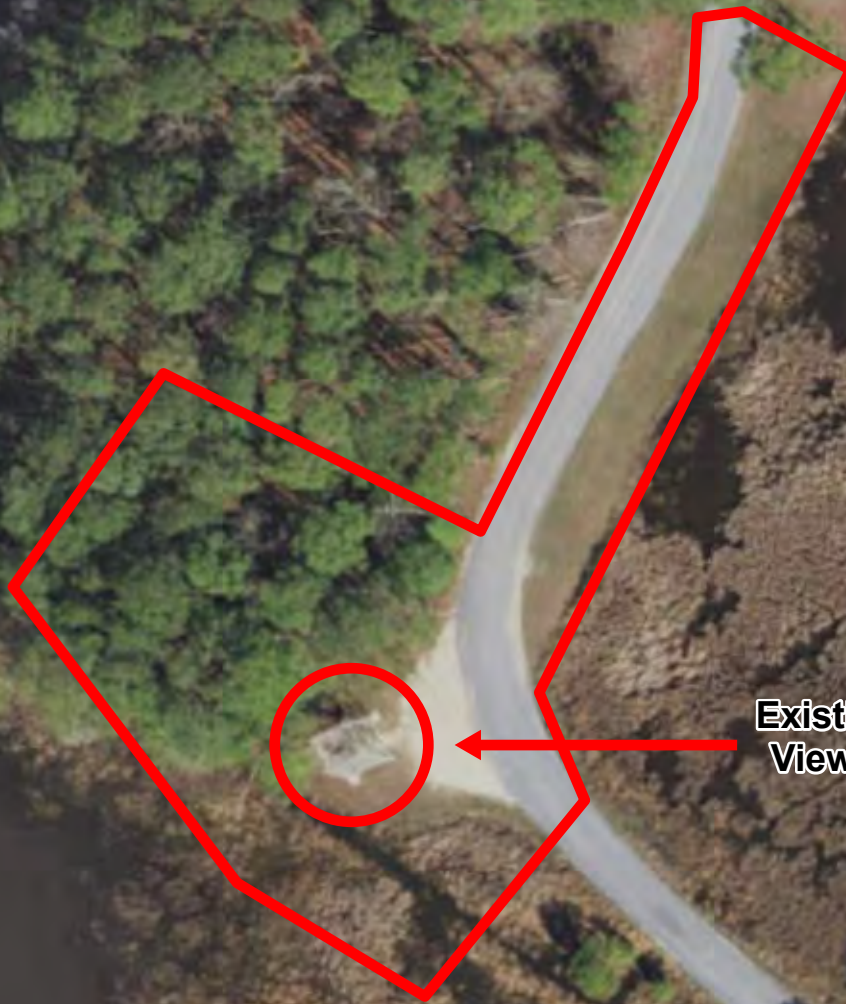
Date Exported: 5/3/2022 11:16 AM

14ft

MAP 3

**Assawoman Wildlife Area:
Accessible Wildlife Viewing Platform**

ANTICIPATED AREA OF POTENTIAL EFFECT



**Existing Wildlife
Viewing Tower**

N

0 65 130 260 Feet

Date Exported: 5/3/2022 11:26 AM

A north arrow pointing upwards and a scale bar with markings at 0, 65, 130, and 260 feet.

FINDING OF NO HISTORIC PROPERTIES AFFECTED


Review: 2022.05.09.02

Agency: Melody Abbott
DNREC – State Parks and Recreation
152 S. State Street
Dover, DE 19901

Project: USACOE/DNREC Assawoman Wildlife Area Viewing Platform

The staff of the Division of Historical & Cultural Affairs has reviewed the material submitted regarding the above cited project, including the Phase I archaeological survey report. We concur with the report's findings that no sites will be disturbed, and no further archaeological work is necessary. Based on this review, we have determined that no historic properties eligible for or listed on the National Register of Historic Places will be affected by this proposed project.

Suzanne Savery
State Historic Preservation Officer

By: 

Sarah Carr, Archaeologist
Cultural Preservation Specialist

Date: August 19, 2022

ec: Gwen Davis, Deputy SHPO

STATE OF DELAWARE
DEPARTMENT OF LABOR
DIVISION OF INDUSTRIAL AFFAIRS
OFFICE OF LABOR LAW ENFORCEMENT
PHONE: (302) 318-2769

Mailing Address:
252 Chapman Road
Suite 210
Newark, DE 19702

Located at:
252 Chapman Road
Suite 210
Newark, DE 19702

PREVAILING WAGES FOR HEAVY CONSTRUCTION EFFECTIVE MARCH 15, 2024

CLASSIFICATION	NEW CASTLE	KENT	SUSSEX
ASBESTOS WORKERS	28.06	24.68	53.66
BOILERMAKERS	87.82	40.77	74.79
BRICKLAYERS	87.54	75.17	31.62
CARPENTERS	61.06	61.06	49.30
CEMENT FINISHERS	55.35	30.91	23.03
DIVER	100.30	Contact DOL	-
DIVER TENDER	113.27	Contact DOL	-
ELECTRICAL LINE WORKERS	92.48	92.48	92.48
ELECTRICIANS	81.62	81.62	81.62
GLAZIERS	25.91	22.51	15.25
INSULATORS	67.20	67.20	67.20
IRON WORKERS	75.32	77.39	76.33
LABORERS	55.65	55.65	55.65
MILLWRIGHTS	85.36	85.36	68.57
PAINTERS	93.91	93.91	93.91
PILEDRIVERS	88.62	49.97	38.88
PLASTERERS	24.40	21.22	14.33
PLUMBERS/PIPEFITTERS/STEAMFITTERS	97.88	98.82	24.74
POWER EQUIPMENT OPERATORS	81.29	87.35	81.29
SHEET METAL WORKERS	39.01	24.21	22.74
SPRINKLER FITTERS	42.05	15.92	13.19
TRUCK DRIVERS	43.45	26.11	28.27

CERTIFIED:

12/19/2024

BY:

ADMINISTRATOR, OFFICE OF LABOR LAW ENFORCEMENT

For Fran Chudzik

NOTE: THESE RATES ARE PROMULGATED AND ENFORCED PURSUANT TO THE PREVAILING WAGE REGULATIONS ADOPTED BY THE DEPARTMENT OF LABOR ON APRIL 3, 1992.

CLASSIFICATIONS OF WORKERS ARE DETERMINED BY THE DEPARTMENT OF LABOR. FOR ASSISTANCE IN CLASSIFYING WORKERS, OR FOR A COPY OF THE REGULATIONS OR CLASSIFICATIONS, PHONE (302) 318-2769.

NON-REGISTERED APPRENTICES MUST BE PAID THE MECHANIC'S RATE.

PROJECT: NAT25-001-ASSAWOMAN Assawoman Wildlife Area Viewing Tower, Sussex County



PREVAILING WAGE DEBARMENT LIST

The following contractors have been debarred for violations of the prevailing wage law 29Del.C. §6960 or other applicable State statutes.

Therefore, no public construction contract in this State shall be bid on, awarded to, or received by contractors and individuals on this list for a period of (3) three years from the date of the judgment or as deemed by a court of competent jurisdiction.

Contractor	Address	Date of Debarment
Mullen Brothers, Inc. and Daniel Mullen, individually	3375 Garnett Road, Boothwyn, PA 19060	Indefinite/ Civil Contempt
State Contractors Corporation, and Jose Oscar Rivera, individually	13004 Hathaway Drive Silver Spring, MD 20906	Indefinite/ 19 <u>Del.C. 2374(f)</u>
Green Granite and Jason Green, individually	604 Heatherbrooke Court Avondale, PA 19311	Indefinite/ Civil Contempt
Pro Image Landscaping, Inc. and Owner(s) individually	23 Commerce Street Wilmington, DE 19801 and/or 2 Cameo Road Claymont, DE 19703	Indefinite/19 <u>Del.C. §108 & 10 Del.C. 542(c)</u>
Liberty Mechanical, LLC and Owner(s), individually	2032 Duncan Road Wilmington, DE 19801	Indefinite/ 19 <u>Del.C. 2374(f)</u>
Integrated Mechanical and Fire Systems Inc. and Allison Sheldon, individually	4601 Governor Printz Boulevard Wilmington, DE 19809	Indefinite/19 <u>Del.C. §108 & 10 Del.C. 542(c)</u>
ACH 1, INC.	873 Salem Church Road Newark, DE 19702	Indefinite/19 <u>Del.C.6960</u>

Updated: July 6, 2022



AIA[®] Document A201[™] – 2017

General Conditions of the Contract for Construction

for the following PROJECT:
(Name and location or address)

THE OWNER:
(Name, legal status and address)

THE ARCHITECT:
(Name, legal status and address)

TABLE OF ARTICLES

- 1 GENERAL PROVISIONS
- 2 OWNER
- 3 CONTRACTOR
- 4 ARCHITECT
- 5 SUBCONTRACTORS
- 6 CONSTRUCTION BY OWNER OR BY SEPARATE CONTRACTORS
- 7 CHANGES IN THE WORK
- 8 TIME
- 9 PAYMENTS AND COMPLETION
- 10 PROTECTION OF PERSONS AND PROPERTY
- 11 INSURANCE AND BONDS
- 12 UNCOVERING AND CORRECTION OF WORK
- 13 MISCELLANEOUS PROVISIONS
- 14 TERMINATION OR SUSPENSION OF THE CONTRACT
- 15 CLAIMS AND DISPUTES

ADDITIONS AND DELETIONS:

The author of this document has added information needed for its completion. The author may also have revised the text of the original AIA standard form. An *Additions and Deletions Report* that notes added information as well as revisions to the standard form text is available from the author and should be reviewed. A vertical line in the left margin of this document indicates where the author has added necessary information and where the author has added to or deleted from the original AIA text.

This document has important legal consequences. Consultation with an attorney is encouraged with respect to its completion or modification.

For guidance in modifying this document to include supplementary conditions, see AIA Document A503[™], Guide for Supplementary Conditions.

Init.

INDEX

(Topics and numbers in bold are Section headings.)

Acceptance of Nonconforming Work
9.6.6, 9.9.3, 12.3
Acceptance of Work
9.6.6, 9.8.2, 9.9.3, 9.10.1, 9.10.3, 12.3
Access to Work
3.16, 6.2.1, 12.1
Accident Prevention
10
Acts and Omissions
3.2, 3.3.2, 3.12.8, 3.18, 4.2.3, 8.3.1, 9.5.1, 10.2.5,
10.2.8, 13.3.2, 14.1, 15.1.2, 15.2
Addenda
1.1.1
Additional Costs, Claims for
3.7.4, 3.7.5, 10.3.2, 15.1.5
Additional Inspections and Testing
9.4.2, 9.8.3, 12.2.1, 13.4
Additional Time, Claims for
3.2.4, 3.7.4, 3.7.5, 3.10.2, 8.3.2, 15.1.6
Administration of the Contract
3.1.3, 4.2, 9.4, 9.5
Advertisement or Invitation to Bid
1.1.1
Aesthetic Effect
4.2.13
Allowances
3.8
Applications for Payment
4.2.5, 7.3.9, 9.2, 9.3, 9.4, 9.5.1, 9.5.4, 9.6.3, 9.7, 9.10
Approvals
2.1.1, 2.3.1, 2.5, 3.1.3, 3.10.2, 3.12.8, 3.12.9,
3.12.10.1, 4.2.7, 9.3.2, 13.4.1
Arbitration
8.3.1, 15.3.2, 15.4
ARCHITECT
4
Architect, Definition of
4.1.1
Architect, Extent of Authority
2.5, 3.12.7, 4.1.2, 4.2, 5.2, 6.3, 7.1.2, 7.3.4, 7.4, 9.2,
9.3.1, 9.4, 9.5, 9.6.3, 9.8, 9.10.1, 9.10.3, 12.1, 12.2.1,
13.4.1, 13.4.2, 14.2.2, 14.2.4, 15.1.4, 15.2.1
Architect, Limitations of Authority and
Responsibility
2.1.1, 3.12.4, 3.12.8, 3.12.10, 4.1.2, 4.2.1, 4.2.2,
4.2.3, 4.2.6, 4.2.7, 4.2.10, 4.2.12, 4.2.13, 5.2.1, 7.4,
9.4.2, 9.5.4, 9.6.4, 15.1.4, 15.2
Architect's Additional Services and Expenses
2.5, 12.2.1, 13.4.2, 13.4.3, 14.2.4
Architect's Administration of the Contract
3.1.3, 3.7.4, 15.2, 9.4.1, 9.5
Architect's Approvals

2.5, 3.1.3, 3.5, 3.10.2, 4.2.7
Architect's Authority to Reject Work
3.5, 4.2.6, 12.1.2, 12.2.1
Architect's Copyright
1.1.7, 1.5
Architect's Decisions
3.7.4, 4.2.6, 4.2.7, 4.2.11, 4.2.12, 4.2.13, 4.2.14, 6.3,
7.3.4, 7.3.9, 8.1.3, 8.3.1, 9.2, 9.4.1, 9.5, 9.8.4, 9.9.1,
13.4.2, 15.2
Architect's Inspections
3.7.4, 4.2.2, 4.2.9, 9.4.2, 9.8.3, 9.9.2, 9.10.1, 13.4
Architect's Instructions
3.2.4, 3.3.1, 4.2.6, 4.2.7, 13.4.2
Architect's Interpretations
4.2.11, 4.2.12
Architect's Project Representative
4.2.10
Architect's Relationship with Contractor
1.1.2, 1.5, 2.3.3, 3.1.3, 3.2.2, 3.2.3, 3.2.4, 3.3.1, 3.4.2,
3.5, 3.7.4, 3.7.5, 3.9.2, 3.9.3, 3.10, 3.11, 3.12, 3.16,
3.18, 4.1.2, 4.2, 5.2, 6.2.2, 7, 8.3.1, 9.2, 9.3, 9.4, 9.5,
9.7, 9.8, 9.9, 10.2.6, 10.3, 11.3, 12, 13.3.2, 13.4, 15.2
Architect's Relationship with Subcontractors
1.1.2, 4.2.3, 4.2.4, 4.2.6, 9.6.3, 9.6.4, 11.3
Architect's Representations
9.4.2, 9.5.1, 9.10.1
Architect's Site Visits
3.7.4, 4.2.2, 4.2.9, 9.4.2, 9.5.1, 9.9.2, 9.10.1, 13.4
Asbestos
10.3.1
Attorneys' Fees
3.18.1, 9.6.8, 9.10.2, 10.3.3
Award of Separate Contracts
6.1.1, 6.1.2
Award of Subcontracts and Other Contracts for
Portions of the Work
5.2
Basic Definitions
1.1
Bidding Requirements
1.1.1
Binding Dispute Resolution
8.3.1, 9.7, 11.5, 13.1, 15.1.2, 15.1.3, 15.2.1, 15.2.5,
15.2.6.1, 15.3.1, 15.3.2, 15.3.3, 15.4.1
Bonds, Lien
7.3.4.4, 9.6.8, 9.10.2, 9.10.3
Bonds, Performance, and Payment
7.3.4.4, 9.6.7, 9.10.3, 11.1.2, 11.1.3, 11.5
Building Information Models Use and Reliance
1.8
Building Permit
3.7.1
Capitalization
1.3
Certificate of Substantial Completion
9.8.3, 9.8.4, 9.8.5

Certificates for Payment
4.2.1, 4.2.5, 4.2.9, 9.3.3, 9.4, 9.5, 9.6.1, 9.6.6, 9.7, 9.10.1, 9.10.3, 14.1.1.3, 14.2.4, 15.1.4

Certificates of Inspection, Testing or Approval
13.4.4

Certificates of Insurance
9.10.2

Change Orders
1.1.1, 3.4.2, 3.7.4, 3.8.2.3, 3.11, 3.12.8, 4.2.8, 5.2.3, 7.1.2, 7.1.3, 7.2, 7.3.2, 7.3.7, 7.3.9, 7.3.10, 8.3.1, 9.3.1.1, 9.10.3, 10.3.2, 11.2, 11.5, 12.1.2

Change Orders, Definition of
7.2.1

CHANGES IN THE WORK
2.2.2, 3.11, 4.2.8, 7, 7.2.1, 7.3.1, 7.4, 8.3.1, 9.3.1.1, 11.5

Claims, Definition of
15.1.1

Claims, Notice of
1.6.2, 15.1.3

CLAIMS AND DISPUTES
3.2.4, 6.1.1, 6.3, 7.3.9, 9.3.3, 9.10.4, 10.3.3, 15, 15.4

Claims and Timely Assertion of Claims
15.4.1

Claims for Additional Cost
3.2.4, 3.3.1, 3.7.4, 7.3.9, 9.5.2, 10.2.5, 10.3.2, 15.1.5

Claims for Additional Time
3.2.4, 3.3.1, 3.7.4, 6.1.1, 8.3.2, 9.5.2, 10.3.2, 15.1.6

Concealed or Unknown Conditions, Claims for
3.7.4

Claims for Damages
3.2.4, 3.18, 8.3.3, 9.5.1, 9.6.7, 10.2.5, 10.3.3, 11.3, 11.3.2, 14.2.4, 15.1.7

Claims Subject to Arbitration
15.4.1

Cleaning Up
3.15, 6.3

Commencement of the Work, Conditions Relating to
2.2.1, 3.2.2, 3.4.1, 3.7.1, 3.10.1, 3.12.6, 5.2.1, 5.2.3, 6.2.2, 8.1.2, 8.2.2, 8.3.1, 11.1, 11.2, 15.1.5

Commencement of the Work, Definition of
8.1.2

Communications
3.9.1, 4.2.4

Completion, Conditions Relating to
3.4.1, 3.11, 3.15, 4.2.2, 4.2.9, 8.2, 9.4.2, 9.8, 9.9.1, 9.10, 12.2, 14.1.2, 15.1.2

COMPLETION, PAYMENTS AND
9

Completion, Substantial
3.10.1, 4.2.9, 8.1.1, 8.1.3, 8.2.3, 9.4.2, 9.8, 9.9.1, 9.10.3, 12.2, 15.1.2

Compliance with Laws
2.3.2, 3.2.3, 3.6, 3.7, 3.12.10, 3.13, 9.6.4, 10.2.2, 13.1, 13.3, 13.4.1, 13.4.2, 13.5, 14.1.1, 14.2.1.3, 15.2.8, 15.4.2, 15.4.3

Concealed or Unknown Conditions
3.7.4, 4.2.8, 8.3.1, 10.3

Conditions of the Contract
1.1.1, 6.1.1, 6.1.4

Consent, Written
3.4.2, 3.14.2, 4.1.2, 9.8.5, 9.9.1, 9.10.2, 9.10.3, 13.2, 15.4.4.2

Consolidation or Joinder
15.4.4

CONSTRUCTION BY OWNER OR BY SEPARATE CONTRACTORS
1.1.4, 6

Construction Change Directive, Definition of
7.3.1

Construction Change Directives
1.1.1, 3.4.2, 3.11, 3.12.8, 4.2.8, 7.1.1, 7.1.2, 7.1.3, 7.3, 9.3.1.1

Construction Schedules, Contractor's
3.10, 3.11, 3.12.1, 3.12.2, 6.1.3, 15.1.6.2

Contingent Assignment of Subcontracts
5.4, 14.2.2.2

Continuing Contract Performance
15.1.4

Contract, Definition of
1.1.2

CONTRACT, TERMINATION OR SUSPENSION OF THE
5.4.1.1, 5.4.2, 11.5, 14

Contract Administration
3.1.3, 4, 9.4, 9.5

Contract Award and Execution, Conditions Relating to
3.7.1, 3.10, 5.2, 6.1

Contract Documents, Copies Furnished and Use of
1.5.2, 2.3.6, 5.3

Contract Documents, Definition of
1.1.1

Contract Sum
2.2.2, 2.2.4, 3.7.4, 3.7.5, 3.8, 3.10.2, 5.2.3, 7.3, 7.4, 9.1, 9.2, 9.4.2, 9.5.1.4, 9.6.7, 9.7, 10.3.2, 11.5, 12.1.2, 12.3, 14.2.4, 14.3.2, 15.1.4.2, 15.1.5, 15.2.5

Contract Sum, Definition of
9.1

Contract Time
1.1.4, 2.2.1, 2.2.2, 3.7.4, 3.7.5, 3.10.2, 5.2.3, 6.1.5, 7.2.1.3, 7.3.1, 7.3.5, 7.3.6, 7, 7, 7.3.10, 7.4, 8.1.1, 8.2.1, 8.2.3, 8.3.1, 9.5.1, 9.7, 10.3.2, 12.1.1, 12.1.2, 14.3.2, 15.1.4.2, 15.1.6.1, 15.2.5

Contract Time, Definition of
8.1.1

CONTRACTOR
3

Contractor, Definition of
3.1, 6.1.2

Contractor's Construction and Submittal Schedules
3.10, 3.12.1, 3.12.2, 4.2.3, 6.1.3, 15.1.6.2

Contractor's Employees

2.2.4, 3.3.2, 3.4.3, 3.8.1, 3.9, 3.18.2, 4.2.3, 4.2.6,
10.2, 10.3, 11.3, 14.1, 14.2.1.1
Contractor's Liability Insurance
11.1
Contractor's Relationship with Separate Contractors
and Owner's Forces
3.12.5, 3.14.2, 4.2.4, 6, 11.3, 12.2.4
Contractor's Relationship with Subcontractors
1.2.2, 2.2.4, 3.3.2, 3.18.1, 3.18.2, 4.2.4, 5, 9.6.2,
9.6.7, 9.10.2, 11.2, 11.3, 11.4
Contractor's Relationship with the Architect
1.1.2, 1.5, 2.3.3, 3.1.3, 3.2.2, 3.2.3, 3.2.4, 3.3.1, 3.4.2,
3.5.1, 3.7.4, 3.10, 3.11, 3.12, 3.16, 3.18, 4.2, 5.2,
6.2.2, 7, 8.3.1, 9.2, 9.3, 9.4, 9.5, 9.7, 9.8, 9.9, 10.2.6,
10.3, 11.3, 12, 13.4, 15.1.3, 15.2.1
Contractor's Representations
3.2.1, 3.2.2, 3.5, 3.12.6, 6.2.2, 8.2.1, 9.3.3, 9.8.2
Contractor's Responsibility for Those Performing the
Work
3.3.2, 3.18, 5.3, 6.1.3, 6.2, 9.5.1, 10.2.8
Contractor's Review of Contract Documents
3.2
Contractor's Right to Stop the Work
2.2.2, 9.7
Contractor's Right to Terminate the Contract
14.1
Contractor's Submittals
3.10, 3.11, 3.12, 4.2.7, 5.2.1, 5.2.3, 9.2, 9.3, 9.8.2,
9.8.3, 9.9.1, 9.10.2, 9.10.3
Contractor's Superintendent
3.9, 10.2.6
Contractor's Supervision and Construction
Procedures
1.2.2, 3.3, 3.4, 3.12.10, 4.2.2, 4.2.7, 6.1.3, 6.2.4,
7.1.3, 7.3.4, 7.3.6, 8.2, 10, 12, 14, 15.1.4
Coordination and Correlation
1.2, 3.2.1, 3.3.1, 3.10, 3.12.6, 6.1.3, 6.2.1
Copies Furnished of Drawings and Specifications
1.5, 2.3.6, 3.11
Copyrights
1.5, 3.17
Correction of Work
2.5, 3.7.3, 9.4.2, 9.8.2, 9.8.3, 9.9.1, 12.1.2, 12.2, 12.3,
15.1.3.1, 15.1.3.2, 15.2.1
Correlation and Intent of the Contract Documents
1.2
Cost, Definition of
7.3.4
Costs
2.5, 3.2.4, 3.7.3, 3.8.2, 3.15.2, 5.4.2, 6.1.1, 6.2.3,
7.3.3.3, 7.3.4, 7.3.8, 7.3.9, 9.10.2, 10.3.2, 10.3.6,
11.2, 12.1.2, 12.2.1, 12.2.4, 13.4, 14
Cutting and Patching
3.14, 6.2.5
Damage to Construction of Owner or Separate
Contractors
3.14.2, 6.2.4, 10.2.1.2, 10.2.5, 10.4, 12.2.4

Damage to the Work
3.14.2, 9.9.1, 10.2.1.2, 10.2.5, 10.4, 12.2.4
Damages, Claims for
3.2.4, 3.18, 6.1.1, 8.3.3, 9.5.1, 9.6.7, 10.3.3, 11.3.2,
11.3, 14.2.4, 15.1.7
Damages for Delay
6.2.3, 8.3.3, 9.5.1.6, 9.7, 10.3.2, 14.3.2
Date of Commencement of the Work, Definition of
8.1.2
Date of Substantial Completion, Definition of
8.1.3
Day, Definition of
8.1.4
Decisions of the Architect
3.7.4, 4.2.6, 4.2.7, 4.2.11, 4.2.12, 4.2.13, 6.3, 7.3.4,
7.3.9, 8.1.3, 8.3.1, 9.2, 9.4, 9.5.1, 9.8.4, 9.9.1, 13.4.2,
14.2.2, 14.2.4, 15.1, 15.2
Decisions to Withhold Certification
9.4.1, 9.5, 9.7, 14.1.1.3
Defective or Nonconforming Work, Acceptance,
Rejection and Correction of
2.5, 3.5, 4.2.6, 6.2.3, 9.5.1, 9.5.3, 9.6.6, 9.8.2, 9.9.3,
9.10.4, 12.2.1
Definitions
1.1, 2.1.1, 3.1.1, 3.5, 3.12.1, 3.12.2, 3.12.3, 4.1.1, 5.1,
6.1.2, 7.2.1, 7.3.1, 8.1, 9.1, 9.8.1, 15.1.1
Delays and Extensions of Time
3.2, 3.7.4, 5.2.3, 7.2.1, 7.3.1, 7.4, 8.3, 9.5.1, 9.7,
10.3.2, 10.4, 14.3.2, 15.1.6, 15.2.5
Digital Data Use and Transmission
1.7
Disputes
6.3, 7.3.9, 15.1, 15.2
Documents and Samples at the Site
3.11
Drawings, Definition of
1.1.5
Drawings and Specifications, Use and Ownership of
3.11
Effective Date of Insurance
8.2.2
Emergencies
10.4, 14.1.1.2, 15.1.5
Employees, Contractor's
3.3.2, 3.4.3, 3.8.1, 3.9, 3.18.2, 4.2.3, 4.2.6, 10.2,
10.3.3, 11.3, 14.1, 14.2.1.1
Equipment, Labor, or Materials
1.1.3, 1.1.6, 3.4, 3.5, 3.8.2, 3.8.3, 3.12, 3.13, 3.15.1,
4.2.6, 4.2.7, 5.2.1, 6.2.1, 7.3.4, 9.3.2, 9.3.3, 9.5.1.3,
9.10.2, 10.2.1, 10.2.4, 14.2.1.1, 14.2.1.2
Execution and Progress of the Work
1.1.3, 1.2.1, 1.2.2, 2.3.4, 2.3.6, 3.1, 3.3.1, 3.4.1, 3.7.1,
3.10.1, 3.12, 3.14, 4.2, 6.2.2, 7.1.3, 7.3.6, 8.2, 9.5.1,
9.9.1, 10.2, 10.3, 12.1, 12.2, 14.2, 14.3.1, 15.1.4
Extensions of Time
3.2.4, 3.7.4, 5.2.3, 7.2.1, 7.3, 7.4, 9.5.1, 9.7, 10.3.2,
10.4, 14.3, 15.1.6, 15.2.5

Failure of Payment
 9.5.1.3, 9.7, 9.10.2, 13.5, 14.1.1.3, 14.2.1.2
 Faulty Work
 (See Defective or Nonconforming Work)
 Final Completion and Final Payment
 4.2.1, 4.2.9, 9.8.2, 9.10, 12.3, 14.2.4, 14.4.3
 Financial Arrangements, Owner's
 2.2.1, 13.2.2, 14.1.1.4
GENERAL PROVISIONS
1
 Governing Law
 13.1
 Guarantees (See Warranty)
 Hazardous Materials and Substances
 10.2.4, 10.3
 Identification of Subcontractors and Suppliers
 5.2.1
 Indemnification
 3.17, 3.18, 9.6.8, 9.10.2, 10.3.3, 11.3
 Information and Services Required of the Owner
 2.1.2, 2.2, 2.3, 3.2.2, 3.12.10.1, 6.1.3, 6.1.4, 6.2.5,
 9.6.1, 9.9.2, 9.10.3, 10.3.3, 11.2, 13.4.1, 13.4.2,
 14.1.1.4, 14.1.4, 15.1.4
 Initial Decision
 15.2
 Initial Decision Maker, Definition of
 1.1.8
 Initial Decision Maker, Decisions
 14.2.4, 15.1.4.2, 15.2.1, 15.2.2, 15.2.3, 15.2.4, 15.2.5
 Initial Decision Maker, Extent of Authority
 14.2.4, 15.1.4.2, 15.2.1, 15.2.2, 15.2.3, 15.2.4, 15.2.5
 Injury or Damage to Person or Property
 10.2.8, 10.4
 Inspections
 3.1.3, 3.3.3, 3.7.1, 4.2.2, 4.2.6, 4.2.9, 9.4.2, 9.8.3,
 9.9.2, 9.10.1, 12.2.1, 13.4
 Instructions to Bidders
 1.1.1
 Instructions to the Contractor
 3.2.4, 3.3.1, 3.8.1, 5.2.1, 7, 8.2.2, 12, 13.4.2
 Instruments of Service, Definition of
 1.1.7
 Insurance
 6.1.1, 7.3.4, 8.2.2, 9.3.2, 9.8.4, 9.9.1, 9.10.2, 10.2.5,
 11
Insurance, Notice of Cancellation or Expiration
11.1.4, 11.2.3
 Insurance, Contractor's Liability
 11.1
 Insurance, Effective Date of
 8.2.2, 14.4.2
 Insurance, Owner's Liability
 11.2
 Insurance, Property
 10.2.5, 11.2, 11.4, 11.5
 Insurance, Stored Materials
 9.3.2

INSURANCE AND BONDS
11
 Insurance Companies, Consent to Partial Occupancy
 9.9.1
 Insured loss, Adjustment and Settlement of
 11.5
 Intent of the Contract Documents
 1.2.1, 4.2.7, 4.2.12, 4.2.13
 Interest
 13.5
 Interpretation
 1.1.8, 1.2.3, 1.4, 4.1.1, 5.1, 6.1.2, 15.1.1
 Interpretations, Written
 4.2.11, 4.2.12
 Judgment on Final Award
 15.4.2
 Labor and Materials, Equipment
 1.1.3, 1.1.6, 3.4, 3.5, 3.8.2, 3.8.3, 3.12, 3.13, 3.15.1,
 5.2.1, 6.2.1, 7.3.4, 9.3.2, 9.3.3, 9.5.1.3, 9.10.2, 10.2.1,
 10.2.4, 14.2.1.1, 14.2.1.2
 Labor Disputes
 8.3.1
 Laws and Regulations
 1.5, 2.3.2, 3.2.3, 3.2.4, 3.6, 3.7, 3.12.10, 3.13, 9.6.4,
 9.9.1, 10.2.2, 13.1, 13.3.1, 13.4.2, 13.5, 14, 15.2.8,
 15.4
 Liens
 2.1.2, 9.3.1, 9.3.3, 9.6.8, 9.10.2, 9.10.4, 15.2.8
 Limitations, Statutes of
 12.2.5, 15.1.2, 15.4.1.1
 Limitations of Liability
 3.2.2, 3.5, 3.12.10, 3.12.10.1, 3.17, 3.18.1, 4.2.6,
 4.2.7, 6.2.2, 9.4.2, 9.6.4, 9.6.7, 9.6.8, 10.2.5, 10.3.3,
 11.3, 12.2.5, 13.3.1
 Limitations of Time
 2.1.2, 2.2, 2.5, 3.2.2, 3.10, 3.11, 3.12.5, 3.15.1, 4.2.7,
 5.2, 5.3, 5.4.1, 6.2.4, 7.3, 7.4, 8.2, 9.2, 9.3.1, 9.3.3,
 9.4.1, 9.5, 9.6, 9.7, 9.8, 9.9, 9.10, 12.2, 13.4, 14, 15,
 15.1.2, 15.1.3, 15.1.5
 Materials, Hazardous
 10.2.4, 10.3
 Materials, Labor, Equipment and
 1.1.3, 1.1.6, 3.4.1, 3.5, 3.8.2, 3.8.3, 3.12, 3.13, 3.15.1,
 5.2.1, 6.2.1, 7.3.4, 9.3.2, 9.3.3, 9.5.1.3, 9.10.2,
 10.2.1.2, 10.2.4, 14.2.1.1, 14.2.1.2
 Means, Methods, Techniques, Sequences and
 Procedures of Construction
 3.3.1, 3.12.10, 4.2.2, 4.2.7, 9.4.2
 Mechanic's Lien
 2.1.2, 9.3.1, 9.3.3, 9.6.8, 9.10.2, 9.10.4, 15.2.8
 Mediation
 8.3.1, 15.1.3.2, 15.2.1, 15.2.5, 15.2.6, 15.3, 15.4.1,
 15.4.1.1
 Minor Changes in the Work
 1.1.1, 3.4.2, 3.12.8, 4.2.8, 7.1, 7.4
MISCELLANEOUS PROVISIONS
13

Modifications, Definition of
 1.1.1
 Modifications to the Contract
 1.1.1, 1.1.2, 2.5, 3.11, 4.1.2, 4.2.1, 5.2.3, 7, 8.3.1, 9.7, 10.3.2
 Mutual Responsibility
 6.2
 Nonconforming Work, Acceptance of
 9.6.6, 9.9.3, 12.3
 Nonconforming Work, Rejection and Correction of
 2.4, 2.5, 3.5, 4.2.6, 6.2.4, 9.5.1, 9.8.2, 9.9.3, 9.10.4, 12.2
 Notice
 1.6, 1.6.1, 1.6.2, 2.1.2, 2.2.2., 2.2.3, 2.2.4, 2.5, 3.2.4, 3.3.1, 3.7.4, 3.7.5, 3.9.2, 3.12.9, 3.12.10, 5.2.1, 7.4, 8.2.2, 9.6.8, 9.7, 9.10.1, 10.2.8, 10.3.2, 11.5, 12.2.2.1, 13.4.1, 13.4.2, 14.1, 14.2.2, 14.4.2, 15.1.3, 15.1.5, 15.1.6, 15.4.1
 Notice of Cancellation or Expiration of Insurance
 11.1.4, 11.2.3
 Notice of Claims
 1.6.2, 2.1.2, 3.7.4, 9.6.8, 10.2.8, 15.1.3, 15.1.5, 15.1.6, 15.2.8, 15.3.2, 15.4.1
 Notice of Testing and Inspections
 13.4.1, 13.4.2
 Observations, Contractor's
 3.2, 3.7.4
 Occupancy
 2.3.1, 9.6.6, 9.8
 Orders, Written
 1.1.1, 2.4, 3.9.2, 7, 8.2.2, 11.5, 12.1, 12.2.2.1, 13.4.2, 14.3.1
 OWNER
 2
 Owner, Definition of
 2.1.1
 Owner, Evidence of Financial Arrangements
 2.2, 13.2.2, 14.1.1.4
 Owner, Information and Services Required of the
 2.1.2, 2.2, 2.3, 3.2.2, 3.12.10, 6.1.3, 6.1.4, 6.2.5, 9.3.2, 9.6.1, 9.6.4, 9.9.2, 9.10.3, 10.3.3, 11.2, 13.4.1, 13.4.2, 14.1.1.4, 14.1.4, 15.1.4
 Owner's Authority
 1.5, 2.1.1, 2.3.3.2.4, 2.5, 3.4.2, 3.8.1, 3.12.10, 3.14.2, 4.1.2, 4.2.4, 4.2.9, 5.2.1, 5.2.4, 5.4.1, 6.1, 6.3, 7.2.1, 7.3.1, 8.2.2, 8.3.1, 9.3.2, 9.5.1, 9.6.4, 9.9.1, 9.10.2, 10.3.2, 11.4, 11.5, 12.2.2, 12.3, 13.2.2, 14.3, 14.4, 15.2.7
 Owner's Insurance
 11.2
 Owner's Relationship with Subcontractors
 1.1.2, 5.2, 5.3, 5.4, 9.6.4, 9.10.2, 14.2.2
 Owner's Right to Carry Out the Work
 2.5, 14.2.2
 Owner's Right to Clean Up
 6.3
 Owner's Right to Perform Construction and to Award
 Separate Contracts
 6.1
 Owner's Right to Stop the Work
 2.4
 Owner's Right to Suspend the Work
 14.3
 Owner's Right to Terminate the Contract
 14.2, 14.4
 Ownership and Use of Drawings, Specifications and Other Instruments of Service
 1.1.1, 1.1.6, 1.1.7, 1.5, 2.3.6, 3.2.2, 3.11, 3.17, 4.2.12, 5.3
 Partial Occupancy or Use
 9.6.6, 9.9
 Patching, Cutting and
 3.14, 6.2.5
 Patents
 3.17
 Payment, Applications for
 4.2.5, 7.3.9, 9.2, 9.3, 9.4, 9.5, 9.6.3, 9.7, 9.8.5, 9.10.1, 14.2.3, 14.2.4, 14.4.3
 Payment, Certificates for
 4.2.5, 4.2.9, 9.3.3, 9.4, 9.5, 9.6.1, 9.6.6, 9.7, 9.10.1, 9.10.3, 14.1.1.3, 14.2.4
 Payment, Failure of
 9.5.1.3, 9.7, 9.10.2, 13.5, 14.1.1.3, 14.2.1.2
 Payment, Final
 4.2.1, 4.2.9, 9.10, 12.3, 14.2.4, 14.4.3
 Payment Bond, Performance Bond and
 7.3.4.4, 9.6.7, 9.10.3, 11.1.2
 Payments, Progress
 9.3, 9.6, 9.8.5, 9.10.3, 14.2.3, 15.1.4
 PAYMENTS AND COMPLETION
 9
 Payments to Subcontractors
 5.4.2, 9.5.1.3, 9.6.2, 9.6.3, 9.6.4, 9.6.7, 14.2.1.2
 PCB
 10.3.1
 Performance Bond and Payment Bond
 7.3.4.4, 9.6.7, 9.10.3, 11.1.2
 Permits, Fees, Notices and Compliance with Laws
 2.3.1, 3.7, 3.13, 7.3.4.4, 10.2.2
 PERSONS AND PROPERTY, PROTECTION OF
 10
 Polychlorinated Biphenyl
 10.3.1
 Product Data, Definition of
 3.12.2
 Product Data and Samples, Shop Drawings
 3.11, 3.12, 4.2.7
 Progress and Completion
 4.2.2, 8.2, 9.8, 9.9.1, 14.1.4, 15.1.4
 Progress Payments
 9.3, 9.6, 9.8.5, 9.10.3, 14.2.3, 15.1.4
 Project, Definition of
 1.1.4
 Project Representatives

Init.

4.2.10
 Property Insurance
 10.2.5, 11.2
 Proposal Requirements
 1.1.1
PROTECTION OF PERSONS AND PROPERTY
 10
 Regulations and Laws
 1.5, 2.3.2, 3.2.3, 3.6, 3.7, 3.12.10, 3.13, 9.6.4, 9.9.1,
 10.2.2, 13.1, 13.3, 13.4.1, 13.4.2, 13.5, 14, 15.2.8,
 15.4
 Rejection of Work
 4.2.6, 12.2.1
 Releases and Waivers of Liens
 9.3.1, 9.10.2
 Representations
 3.2.1, 3.5, 3.12.6, 8.2.1, 9.3.3, 9.4.2, 9.5.1, 9.10.1
 Representatives
 2.1.1, 3.1.1, 3.9, 4.1.1, 4.2.10, 13.2.1
 Responsibility for Those Performing the Work
 3.3.2, 3.18, 4.2.2, 4.2.3, 5.3, 6.1.3, 6.2, 6.3, 9.5.1, 10
 Retainage
 9.3.1, 9.6.2, 9.8.5, 9.9.1, 9.10.2, 9.10.3
 Review of Contract Documents and Field Conditions
 by Contractor
 3.2, 3.12.7, 6.1.3
 Review of Contractor's Submittals by Owner and
 Architect
 3.10.1, 3.10.2, 3.11, 3.12, 4.2, 5.2, 6.1.3, 9.2, 9.8.2
 Review of Shop Drawings, Product Data and
 Samples by Contractor
 3.12
 Rights and Remedies
 1.1.2, 2.4, 2.5, 3.5, 3.7.4, 3.15.2, 4.2.6, 5.3, 5.4, 6.1,
 6.3, 7.3.1, 8.3, 9.5.1, 9.7, 10.2.5, 10.3, 12.2.1, 12.2.2,
 12.2.4, 13.3, 14, 15.4
 Royalties, Patents and Copyrights
 3.17
 Rules and Notices for Arbitration
 15.4.1
 Safety of Persons and Property
 10.2, 10.4
 Safety Precautions and Programs
 3.3.1, 4.2.2, 4.2.7, 5.3, 10.1, 10.2, 10.4
 Samples, Definition of
 3.12.3
 Samples, Shop Drawings, Product Data and
 3.11, 3.12, 4.2.7
 Samples at the Site, Documents and
 3.11
 Schedule of Values
 9.2, 9.3.1
 Schedules, Construction
 3.10, 3.12.1, 3.12.2, 6.1.3, 15.1.6.2
 Separate Contracts and Contractors
 1.1.4, 3.12.5, 3.14.2, 4.2.4, 4.2.7, 6, 8.3.1, 12.1.2
 Separate Contractors, Definition of

6.1.1
 Shop Drawings, Definition of
 3.12.1
 Shop Drawings, Product Data and Samples
 3.11, 3.12, 4.2.7
 Site, Use of
 3.13, 6.1.1, 6.2.1
 Site Inspections
 3.2.2, 3.3.3, 3.7.1, 3.7.4, 4.2, 9.9.2, 9.4.2, 9.10.1, 13.4
 Site Visits, Architect's
 3.7.4, 4.2.2, 4.2.9, 9.4.2, 9.5.1, 9.9.2, 9.10.1, 13.4
 Special Inspections and Testing
 4.2.6, 12.2.1, 13.4
 Specifications, Definition of
 1.1.6
 Specifications
 1.1.1, 1.1.6, 1.2.2, 1.5, 3.12.10, 3.17, 4.2.14
 Statute of Limitations
 15.1.2, 15.4.1.1
 Stopping the Work
 2.2.2, 2.4, 9.7, 10.3, 14.1
 Stored Materials
 6.2.1, 9.3.2, 10.2.1.2, 10.2.4
 Subcontractor, Definition of
 5.1.1
SUBCONTRACTORS
 5
 Subcontractors, Work by
 1.2.2, 3.3.2, 3.12.1, 3.18, 4.2.3, 5.2.3, 5.3, 5.4,
 9.3.1.2, 9.6.7
 Subcontractual Relations
 5.3, 5.4, 9.3.1.2, 9.6, 9.10, 10.2.1, 14.1, 14.2.1
 Submittals
 3.10, 3.11, 3.12, 4.2.7, 5.2.1, 5.2.3, 7.3.4, 9.2, 9.3,
 9.8, 9.9.1, 9.10.2, 9.10.3
 Submittal Schedule
 3.10.2, 3.12.5, 4.2.7
 Subrogation, Waivers of
 6.1.1, 11.3
 Substances, Hazardous
 10.3
 Substantial Completion
 4.2.9, 8.1.1, 8.1.3, 8.2.3, 9.4.2, 9.8, 9.9.1, 9.10.3,
 12.2, 15.1.2
 Substantial Completion, Definition of
 9.8.1
 Substitution of Subcontractors
 5.2.3, 5.2.4
 Substitution of Architect
 2.3.3
 Substitutions of Materials
 3.4.2, 3.5, 7.3.8
 Sub-subcontractor, Definition of
 5.1.2
 Subsurface Conditions
 3.7.4
 Successors and Assigns

13.2
 Superintendent
 3.9, 10.2.6
 Supervision and Construction Procedures
 1.2.2, 3.3, 3.4, 3.12.10, 4.2.2, 4.2.7, 6.1.3, 6.2.4,
 7.1.3, 7.3.4, 8.2, 8.3.1, 9.4.2, 10, 12, 14, 15.1.4
 Suppliers
 1.5, 3.12.1, 4.2.4, 4.2.6, 5.2.1, 9.3, 9.4.2, 9.5.4, 9.6,
 9.10.5, 14.2.1
 Surety
 5.4.1.2, 9.6.8, 9.8.5, 9.10.2, 9.10.3, 11.1.2, 14.2.2,
 15.2.7
 Surety, Consent of
 9.8.5, 9.10.2, 9.10.3
 Surveys
 1.1.7, 2.3.4
 Suspension by the Owner for Convenience
 14.3
 Suspension of the Work
 3.7.5, 5.4.2, 14.3
 Suspension or Termination of the Contract
 5.4.1.1, 14
 Taxes
 3.6, 3.8.2.1, 7.3.4.4
 Termination by the Contractor
 14.1, 15.1.7
 Termination by the Owner for Cause
 5.4.1.1, 14.2, 15.1.7
 Termination by the Owner for Convenience
 14.4
 Termination of the Architect
 2.3.3
 Termination of the Contractor Employment
 14.2.2

TERMINATION OR SUSPENSION OF THE CONTRACT
 14
 Tests and Inspections
 3.1.3, 3.3.3, 3.7.1, 4.2.2, 4.2.6, 4.2.9, 9.4.2, 9.8.3,
 9.9.2, 9.10.1, 10.3.2, 12.2.1, 13.4
TIME
 8
 Time, Delays and Extensions of
 3.2.4, 3.7.4, 5.2.3, 7.2.1, 7.3.1, 7.4, 8.3, 9.5.1, 9.7,
 10.3.2, 10.4, 14.3.2, 15.1.6, 15.2.5
 Time Limits
 2.1.2, 2.2, 2.5, 3.2.2, 3.10, 3.11, 3.12.5, 3.15.1, 4.2,
 5.2, 5.3, 5.4, 6.2.4, 7.3, 7.4, 8.2, 9.2, 9.3.1, 9.3.3,
 9.4.1, 9.5, 9.6, 9.7, 9.8, 9.9, 9.10, 12.2, 13.4, 14,
 15.1.2, 15.1.3, 15.4
 Time Limits on Claims
 3.7.4, 10.2.8, 15.1.2, 15.1.3
 Title to Work
 9.3.2, 9.3.3
UNCOVERING AND CORRECTION OF WORK
 12
 Uncovering of Work
 12.1
 Unforeseen Conditions, Concealed or Unknown
 3.7.4, 8.3.1, 10.3
 Unit Prices
 7.3.3.2, 9.1.2
 Use of Documents
 1.1.1, 1.5, 2.3.6, 3.12.6, 5.3
 Use of Site
 3.13, 6.1.1, 6.2.1
 Values, Schedule of
 9.2, 9.3.1
 Waiver of Claims by the Architect
 13.3.2
 Waiver of Claims by the Contractor
 9.10.5, 13.3.2, 15.1.7
 Waiver of Claims by the Owner
 9.9.3, 9.10.3, 9.10.4, 12.2.2.1, 13.3.2, 14.2.4, 15.1.7
 Waiver of Consequential Damages
 14.2.4, 15.1.7
 Waiver of Liens
 9.3, 9.10.2, 9.10.4
 Waivers of Subrogation
 6.1.1, 11.3
 Warranty
 3.5, 4.2.9, 9.3.3, 9.8.4, 9.9.1, 9.10.2, 9.10.4, 12.2.2,
 15.1.2
 Weather Delays
 8.3, 15.1.6.2
 Work, Definition of
 1.1.3
 Written Consent
 1.5.2, 3.4.2, 3.7.4, 3.12.8, 3.14.2, 4.1.2, 9.3.2, 9.10.3,
 13.2, 13.3.2, 15.4.4.2
 Written Interpretations
 4.2.11, 4.2.12
 Written Orders
 1.1.1, 2.4, 3.9, 7, 8.2.2, 12.1, 12.2, 13.4.2, 14.3.1

ARTICLE 1 GENERAL PROVISIONS

§ 1.1 Basic Definitions

§ 1.1.1 The Contract Documents

The Contract Documents are enumerated in the Agreement between the Owner and Contractor (hereinafter the Agreement) and consist of the Agreement, Conditions of the Contract (General, Supplementary and other Conditions), Drawings, Specifications, Addenda issued prior to execution of the Contract, other documents listed in the Agreement, and Modifications issued after execution of the Contract. A Modification is (1) a written amendment to the Contract signed by both parties, (2) a Change Order, (3) a Construction Change Directive, or (4) a written order for a minor change in the Work issued by the Architect. Unless specifically enumerated in the Agreement, the Contract Documents do not include the advertisement or invitation to bid, Instructions to Bidders, sample forms, other information furnished by the Owner in anticipation of receiving bids or proposals, the Contractor's bid or proposal, or portions of Addenda relating to bidding or proposal requirements.

§ 1.1.2 The Contract

The Contract Documents form the Contract for Construction. The Contract represents the entire and integrated agreement between the parties hereto and supersedes prior negotiations, representations, or agreements, either written or oral. The Contract may be amended or modified only by a Modification. The Contract Documents shall not be construed to create a contractual relationship of any kind (1) between the Contractor and the Architect or the Architect's consultants, (2) between the Owner and a Subcontractor or a Sub-subcontractor, (3) between the Owner and the Architect or the Architect's consultants, or (4) between any persons or entities other than the Owner and the Contractor. The Architect shall, however, be entitled to performance and enforcement of obligations under the Contract intended to facilitate performance of the Architect's duties.

§ 1.1.3 The Work

The term "Work" means the construction and services required by the Contract Documents, whether completed or partially completed, and includes all other labor, materials, equipment, and services provided or to be provided by the Contractor to fulfill the Contractor's obligations. The Work may constitute the whole or a part of the Project.

§ 1.1.4 The Project

The Project is the total construction of which the Work performed under the Contract Documents may be the whole or a part and which may include construction by the Owner and by Separate Contractors.

§ 1.1.5 The Drawings

The Drawings are the graphic and pictorial portions of the Contract Documents showing the design, location and dimensions of the Work, generally including plans, elevations, sections, details, schedules, and diagrams.

§ 1.1.6 The Specifications

The Specifications are that portion of the Contract Documents consisting of the written requirements for materials, equipment, systems, standards and workmanship for the Work, and performance of related services.

§ 1.1.7 Instruments of Service

Instruments of Service are representations, in any medium of expression now known or later developed, of the tangible and intangible creative work performed by the Architect and the Architect's consultants under their respective professional services agreements. Instruments of Service may include, without limitation, studies, surveys, models, sketches, drawings, specifications, and other similar materials.

§ 1.1.8 Initial Decision Maker

The Initial Decision Maker is the person identified in the Agreement to render initial decisions on Claims in accordance with Section 15.2. The Initial Decision Maker shall not show partiality to the Owner or Contractor and shall not be liable for results of interpretations or decisions rendered in good faith.

§ 1.2 Correlation and Intent of the Contract Documents

§ 1.2.1 The intent of the Contract Documents is to include all items necessary for the proper execution and completion of the Work by the Contractor. The Contract Documents are complementary, and what is required by one shall be as binding as if required by all; performance by the Contractor shall be required only to the extent

consistent with the Contract Documents and reasonably inferable from them as being necessary to produce the indicated results.

§ 1.2.1.1 The invalidity of any provision of the Contract Documents shall not invalidate the Contract or its remaining provisions. If it is determined that any provision of the Contract Documents violates any law, or is otherwise invalid or unenforceable, then that provision shall be revised to the extent necessary to make that provision legal and enforceable. In such case the Contract Documents shall be construed, to the fullest extent permitted by law, to give effect to the parties' intentions and purposes in executing the Contract.

§ 1.2.2 Organization of the Specifications into divisions, sections and articles, and arrangement of Drawings shall not control the Contractor in dividing the Work among Subcontractors or in establishing the extent of Work to be performed by any trade.

§ 1.2.3 Unless otherwise stated in the Contract Documents, words that have well-known technical or construction industry meanings are used in the Contract Documents in accordance with such recognized meanings.

§ 1.3 Capitalization

Terms capitalized in these General Conditions include those that are (1) specifically defined, (2) the titles of numbered articles, or (3) the titles of other documents published by the American Institute of Architects.

§ 1.4 Interpretation

In the interest of brevity the Contract Documents frequently omit modifying words such as "all" and "any" and articles such as "the" and "an," but the fact that a modifier or an article is absent from one statement and appears in another is not intended to affect the interpretation of either statement.

§ 1.5 Ownership and Use of Drawings, Specifications, and Other Instruments of Service

§ 1.5.1 The Architect and the Architect's consultants shall be deemed the authors and owners of their respective Instruments of Service, including the Drawings and Specifications, and retain all common law, statutory, and other reserved rights in their Instruments of Service, including copyrights. The Contractor, Subcontractors, Sub-subcontractors, and suppliers shall not own or claim a copyright in the Instruments of Service. Submittal or distribution to meet official regulatory requirements or for other purposes in connection with the Project is not to be construed as publication in derogation of the Architect's or Architect's consultants' reserved rights.

§ 1.5.2 The Contractor, Subcontractors, Sub-subcontractors, and suppliers are authorized to use and reproduce the Instruments of Service provided to them, subject to any protocols established pursuant to Sections 1.7 and 1.8, solely and exclusively for execution of the Work. All copies made under this authorization shall bear the copyright notice, if any, shown on the Instruments of Service. The Contractor, Subcontractors, Sub-subcontractors, and suppliers may not use the Instruments of Service on other projects or for additions to the Project outside the scope of the Work without the specific written consent of the Owner, Architect, and the Architect's consultants.

§ 1.6 Notice

§ 1.6.1 Except as otherwise provided in Section 1.6.2, where the Contract Documents require one party to notify or give notice to the other party, such notice shall be provided in writing to the designated representative of the party to whom the notice is addressed and shall be deemed to have been duly served if delivered in person, by mail, by courier, or by electronic transmission if a method for electronic transmission is set forth in the Agreement.

§ 1.6.2 Notice of Claims as provided in Section 15.1.3 shall be provided in writing and shall be deemed to have been duly served only if delivered to the designated representative of the party to whom the notice is addressed by certified or registered mail, or by courier providing proof of delivery.

§ 1.7 Digital Data Use and Transmission

The parties shall agree upon protocols governing the transmission and use of Instruments of Service or any other information or documentation in digital form. The parties will use AIA Document E203™-2013, Building Information Modeling and Digital Data Exhibit, to establish the protocols for the development, use, transmission, and exchange of digital data.

§ 1.8 Building Information Models Use and Reliance

Any use of, or reliance on, all or a portion of a building information model without agreement to protocols governing the use of, and reliance on, the information contained in the model and without having those protocols set forth in AIA Document E203™–2013, Building Information Modeling and Digital Data Exhibit, and the requisite AIA Document G202™–2013, Project Building Information Modeling Protocol Form, shall be at the using or relying party's sole risk and without liability to the other party and its contractors or consultants, the authors of, or contributors to, the building information model, and each of their agents and employees.

ARTICLE 2 OWNER

§ 2.1 General

§ 2.1.1 The Owner is the person or entity identified as such in the Agreement and is referred to throughout the Contract Documents as if singular in number. The Owner shall designate in writing a representative who shall have express authority to bind the Owner with respect to all matters requiring the Owner's approval or authorization. Except as otherwise provided in Section 4.2.1, the Architect does not have such authority. The term "Owner" means the Owner or the Owner's authorized representative.

§ 2.1.2 The Owner shall furnish to the Contractor, within fifteen days after receipt of a written request, information necessary and relevant for the Contractor to evaluate, give notice of, or enforce mechanic's lien rights. Such information shall include a correct statement of the record legal title to the property on which the Project is located, usually referred to as the site, and the Owner's interest therein.

§ 2.2 Evidence of the Owner's Financial Arrangements

§ 2.2.1 Prior to commencement of the Work and upon written request by the Contractor, the Owner shall furnish to the Contractor reasonable evidence that the Owner has made financial arrangements to fulfill the Owner's obligations under the Contract. The Contractor shall have no obligation to commence the Work until the Owner provides such evidence. If commencement of the Work is delayed under this Section 2.2.1, the Contract Time shall be extended appropriately.

§ 2.2.2 Following commencement of the Work and upon written request by the Contractor, the Owner shall furnish to the Contractor reasonable evidence that the Owner has made financial arrangements to fulfill the Owner's obligations under the Contract only if (1) the Owner fails to make payments to the Contractor as the Contract Documents require; (2) the Contractor identifies in writing a reasonable concern regarding the Owner's ability to make payment when due; or (3) a change in the Work materially changes the Contract Sum. If the Owner fails to provide such evidence, as required, within fourteen days of the Contractor's request, the Contractor may immediately stop the Work and, in that event, shall notify the Owner that the Work has stopped. However, if the request is made because a change in the Work materially changes the Contract Sum under (3) above, the Contractor may immediately stop only that portion of the Work affected by the change until reasonable evidence is provided. If the Work is stopped under this Section 2.2.2, the Contract Time shall be extended appropriately and the Contract Sum shall be increased by the amount of the Contractor's reasonable costs of shutdown, delay and start-up, plus interest as provided in the Contract Documents.

§ 2.2.3 After the Owner furnishes evidence of financial arrangements under this Section 2.2, the Owner shall not materially vary such financial arrangements without prior notice to the Contractor.

§ 2.2.4 Where the Owner has designated information furnished under this Section 2.2 as "confidential," the Contractor shall keep the information confidential and shall not disclose it to any other person. However, the Contractor may disclose "confidential" information, after seven (7) days' notice to the Owner, where disclosure is required by law, including a subpoena or other form of compulsory legal process issued by a court or governmental entity, or by court or arbitrator(s) order. The Contractor may also disclose "confidential" information to its employees, consultants, sureties, Subcontractors and their employees, Sub-subcontractors, and others who need to know the content of such information solely and exclusively for the Project and who agree to maintain the confidentiality of such information.

§ 2.3 Information and Services Required of the Owner

§ 2.3.1 Except for permits and fees that are the responsibility of the Contractor under the Contract Documents, including those required under Section 3.7.1, the Owner shall secure and pay for necessary approvals, easements,

assessments and charges required for construction, use or occupancy of permanent structures or for permanent changes in existing facilities.

§ 2.3.2 The Owner shall retain an architect lawfully licensed to practice architecture, or an entity lawfully practicing architecture, in the jurisdiction where the Project is located. That person or entity is identified as the Architect in the Agreement and is referred to throughout the Contract Documents as if singular in number.

§ 2.3.3 If the employment of the Architect terminates, the Owner shall employ a successor to whom the Contractor has no reasonable objection and whose status under the Contract Documents shall be that of the Architect.

§ 2.3.4 The Owner shall furnish surveys describing physical characteristics, legal limitations and utility locations for the site of the Project, and a legal description of the site. The Contractor shall be entitled to rely on the accuracy of information furnished by the Owner but shall exercise proper precautions relating to the safe performance of the Work.

§ 2.3.5 The Owner shall furnish information or services required of the Owner by the Contract Documents with reasonable promptness. The Owner shall also furnish any other information or services under the Owner's control and relevant to the Contractor's performance of the Work with reasonable promptness after receiving the Contractor's written request for such information or services.

§ 2.3.6 Unless otherwise provided in the Contract Documents, the Owner shall furnish to the Contractor one copy of the Contract Documents for purposes of making reproductions pursuant to Section 1.5.2.

§ 2.4 Owner's Right to Stop the Work

If the Contractor fails to correct Work that is not in accordance with the requirements of the Contract Documents as required by Section 12.2 or repeatedly fails to carry out Work in accordance with the Contract Documents, the Owner may issue a written order to the Contractor to stop the Work, or any portion thereof, until the cause for such order has been eliminated; however, the right of the Owner to stop the Work shall not give rise to a duty on the part of the Owner to exercise this right for the benefit of the Contractor or any other person or entity, except to the extent required by Section 6.1.3.

§ 2.5 Owner's Right to Carry Out the Work

If the Contractor defaults or neglects to carry out the Work in accordance with the Contract Documents and fails within a ten-day period after receipt of notice from the Owner to commence and continue correction of such default or neglect with diligence and promptness, the Owner may, without prejudice to other remedies the Owner may have, correct such default or neglect. Such action by the Owner and amounts charged to the Contractor are both subject to prior approval of the Architect and the Architect may, pursuant to Section 9.5.1, withhold or nullify a Certificate for Payment in whole or in part, to the extent reasonably necessary to reimburse the Owner for the reasonable cost of correcting such deficiencies, including Owner's expenses and compensation for the Architect's additional services made necessary by such default, neglect, or failure. If current and future payments are not sufficient to cover such amounts, the Contractor shall pay the difference to the Owner. If the Contractor disagrees with the actions of the Owner or the Architect, or the amounts claimed as costs to the Owner, the Contractor may file a Claim pursuant to Article 15.

ARTICLE 3 CONTRACTOR

§ 3.1 General

§ 3.1.1 The Contractor is the person or entity identified as such in the Agreement and is referred to throughout the Contract Documents as if singular in number. The Contractor shall be lawfully licensed, if required in the jurisdiction where the Project is located. The Contractor shall designate in writing a representative who shall have express authority to bind the Contractor with respect to all matters under this Contract. The term "Contractor" means the Contractor or the Contractor's authorized representative.

§ 3.1.2 The Contractor shall perform the Work in accordance with the Contract Documents.

§ 3.1.3 The Contractor shall not be relieved of its obligations to perform the Work in accordance with the Contract Documents either by activities or duties of the Architect in the Architect's administration of the Contract, or by tests, inspections or approvals required or performed by persons or entities other than the Contractor.

Init.

§ 3.2 Review of Contract Documents and Field Conditions by Contractor

§ 3.2.1 Execution of the Contract by the Contractor is a representation that the Contractor has visited the site, become generally familiar with local conditions under which the Work is to be performed, and correlated personal observations with requirements of the Contract Documents.

§ 3.2.2 Because the Contract Documents are complementary, the Contractor shall, before starting each portion of the Work, carefully study and compare the various Contract Documents relative to that portion of the Work, as well as the information furnished by the Owner pursuant to Section 2.3.4, shall take field measurements of any existing conditions related to that portion of the Work, and shall observe any conditions at the site affecting it. These obligations are for the purpose of facilitating coordination and construction by the Contractor and are not for the purpose of discovering errors, omissions, or inconsistencies in the Contract Documents; however, the Contractor shall promptly report to the Architect any errors, inconsistencies or omissions discovered by or made known to the Contractor as a request for information in such form as the Architect may require. It is recognized that the Contractor's review is made in the Contractor's capacity as a contractor and not as a licensed design professional, unless otherwise specifically provided in the Contract Documents.

§ 3.2.3 The Contractor is not required to ascertain that the Contract Documents are in accordance with applicable laws, statutes, ordinances, codes, rules and regulations, or lawful orders of public authorities, but the Contractor shall promptly report to the Architect any nonconformity discovered by or made known to the Contractor as a request for information in such form as the Architect may require.

§ 3.2.4 If the Contractor believes that additional cost or time is involved because of clarifications or instructions the Architect issues in response to the Contractor's notices or requests for information pursuant to Sections 3.2.2 or 3.2.3, the Contractor shall submit Claims as provided in Article 15. If the Contractor fails to perform the obligations of Sections 3.2.2 or 3.2.3, the Contractor shall pay such costs and damages to the Owner, subject to Section 15.1.7, as would have been avoided if the Contractor had performed such obligations. If the Contractor performs those obligations, the Contractor shall not be liable to the Owner or Architect for damages resulting from errors, inconsistencies or omissions in the Contract Documents, for differences between field measurements or conditions and the Contract Documents, or for nonconformities of the Contract Documents to applicable laws, statutes, ordinances, codes, rules and regulations, and lawful orders of public authorities.

§ 3.3 Supervision and Construction Procedures

§ 3.3.1 The Contractor shall supervise and direct the Work, using the Contractor's best skill and attention. The Contractor shall be solely responsible for, and have control over, construction means, methods, techniques, sequences, and procedures, and for coordinating all portions of the Work under the Contract. If the Contract Documents give specific instructions concerning construction means, methods, techniques, sequences, or procedures, the Contractor shall evaluate the jobsite safety thereof and shall be solely responsible for the jobsite safety of such means, methods, techniques, sequences, or procedures. If the Contractor determines that such means, methods, techniques, sequences or procedures may not be safe, the Contractor shall give timely notice to the Owner and Architect, and shall propose alternative means, methods, techniques, sequences, or procedures. The Architect shall evaluate the proposed alternative solely for conformance with the design intent for the completed construction. Unless the Architect objects to the Contractor's proposed alternative, the Contractor shall perform the Work using its alternative means, methods, techniques, sequences, or procedures.

§ 3.3.2 The Contractor shall be responsible to the Owner for acts and omissions of the Contractor's employees, Subcontractors and their agents and employees, and other persons or entities performing portions of the Work for, or on behalf of, the Contractor or any of its Subcontractors.

§ 3.3.3 The Contractor shall be responsible for inspection of portions of Work already performed to determine that such portions are in proper condition to receive subsequent Work.

§ 3.4 Labor and Materials

§ 3.4.1 Unless otherwise provided in the Contract Documents, the Contractor shall provide and pay for labor, materials, equipment, tools, construction equipment and machinery, water, heat, utilities, transportation, and other facilities and services necessary for proper execution and completion of the Work, whether temporary or permanent and whether or not incorporated or to be incorporated in the Work.

§ 3.4.2 Except in the case of minor changes in the Work approved by the Architect in accordance with Section 3.12.8 or ordered by the Architect in accordance with Section 7.4, the Contractor may make substitutions only with the consent of the Owner, after evaluation by the Architect and in accordance with a Change Order or Construction Change Directive.

§ 3.4.3 The Contractor shall enforce strict discipline and good order among the Contractor's employees and other persons carrying out the Work. The Contractor shall not permit employment of unfit persons or persons not properly skilled in tasks assigned to them.

§ 3.5 Warranty

§ 3.5.1 The Contractor warrants to the Owner and Architect that materials and equipment furnished under the Contract will be of good quality and new unless the Contract Documents require or permit otherwise. The Contractor further warrants that the Work will conform to the requirements of the Contract Documents and will be free from defects, except for those inherent in the quality of the Work the Contract Documents require or permit. Work, materials, or equipment not conforming to these requirements may be considered defective. The Contractor's warranty excludes remedy for damage or defect caused by abuse, alterations to the Work not executed by the Contractor, improper or insufficient maintenance, improper operation, or normal wear and tear and normal usage. If required by the Architect, the Contractor shall furnish satisfactory evidence as to the kind and quality of materials and equipment.

§ 3.5.2 All material, equipment, or other special warranties required by the Contract Documents shall be issued in the name of the Owner, or shall be transferable to the Owner, and shall commence in accordance with Section 9.8.4.

§ 3.6 Taxes

The Contractor shall pay sales, consumer, use and similar taxes for the Work provided by the Contractor that are legally enacted when bids are received or negotiations concluded, whether or not yet effective or merely scheduled to go into effect.

§ 3.7 Permits, Fees, Notices and Compliance with Laws

§ 3.7.1 Unless otherwise provided in the Contract Documents, the Contractor shall secure and pay for the building permit as well as for other permits, fees, licenses, and inspections by government agencies necessary for proper execution and completion of the Work that are customarily secured after execution of the Contract and legally required at the time bids are received or negotiations concluded.

§ 3.7.2 The Contractor shall comply with and give notices required by applicable laws, statutes, ordinances, codes, rules and regulations, and lawful orders of public authorities applicable to performance of the Work.

§ 3.7.3 If the Contractor performs Work knowing it to be contrary to applicable laws, statutes, ordinances, codes, rules and regulations, or lawful orders of public authorities, the Contractor shall assume appropriate responsibility for such Work and shall bear the costs attributable to correction.

§ 3.7.4 Concealed or Unknown Conditions

If the Contractor encounters conditions at the site that are (1) subsurface or otherwise concealed physical conditions that differ materially from those indicated in the Contract Documents or (2) unknown physical conditions of an unusual nature that differ materially from those ordinarily found to exist and generally recognized as inherent in construction activities of the character provided for in the Contract Documents, the Contractor shall promptly provide notice to the Owner and the Architect before conditions are disturbed and in no event later than 14 days after first observance of the conditions. The Architect will promptly investigate such conditions and, if the Architect determines that they differ materially and cause an increase or decrease in the Contractor's cost of, or time required for, performance of any part of the Work, will recommend that an equitable adjustment be made in the Contract Sum or Contract Time, or both. If the Architect determines that the conditions at the site are not materially different from those indicated in the Contract Documents and that no change in the terms of the Contract is justified, the Architect shall promptly notify the Owner and Contractor, stating the reasons. If either party disputes the Architect's determination or recommendation, that party may submit a Claim as provided in Article 15.

§ 3.7.5 If, in the course of the Work, the Contractor encounters human remains or recognizes the existence of burial markers, archaeological sites or wetlands not indicated in the Contract Documents, the Contractor shall immediately suspend any operations that would affect them and shall notify the Owner and Architect. Upon receipt of such notice, the Owner shall promptly take any action necessary to obtain governmental authorization required to resume the operations. The Contractor shall continue to suspend such operations until otherwise instructed by the Owner but shall continue with all other operations that do not affect those remains or features. Requests for adjustments in the Contract Sum and Contract Time arising from the existence of such remains or features may be made as provided in Article 15.

§ 3.8 Allowances

§ 3.8.1 The Contractor shall include in the Contract Sum all allowances stated in the Contract Documents. Items covered by allowances shall be supplied for such amounts and by such persons or entities as the Owner may direct, but the Contractor shall not be required to employ persons or entities to whom the Contractor has reasonable objection.

§ 3.8.2 Unless otherwise provided in the Contract Documents,

- .1 allowances shall cover the cost to the Contractor of materials and equipment delivered at the site and all required taxes, less applicable trade discounts;
- .2 Contractor's costs for unloading and handling at the site, labor, installation costs, overhead, profit, and other expenses contemplated for stated allowance amounts shall be included in the Contract Sum but not in the allowances; and
- .3 whenever costs are more than or less than allowances, the Contract Sum shall be adjusted accordingly by Change Order. The amount of the Change Order shall reflect (1) the difference between actual costs and the allowances under Section 3.8.2.1 and (2) changes in Contractor's costs under Section 3.8.2.2.

§ 3.8.3 Materials and equipment under an allowance shall be selected by the Owner with reasonable promptness.

§ 3.9 Superintendent

§ 3.9.1 The Contractor shall employ a competent superintendent and necessary assistants who shall be in attendance at the Project site during performance of the Work. The superintendent shall represent the Contractor, and communications given to the superintendent shall be as binding as if given to the Contractor.

§ 3.9.2 The Contractor, as soon as practicable after award of the Contract, shall notify the Owner and Architect of the name and qualifications of a proposed superintendent. Within 14 days of receipt of the information, the Architect may notify the Contractor, stating whether the Owner or the Architect (1) has reasonable objection to the proposed superintendent or (2) requires additional time for review. Failure of the Architect to provide notice within the 14-day period shall constitute notice of no reasonable objection.

§ 3.9.3 The Contractor shall not employ a proposed superintendent to whom the Owner or Architect has made reasonable and timely objection. The Contractor shall not change the superintendent without the Owner's consent, which shall not unreasonably be withheld or delayed.

§ 3.10 Contractor's Construction and Submittal Schedules

§ 3.10.1 The Contractor, promptly after being awarded the Contract, shall submit for the Owner's and Architect's information a Contractor's construction schedule for the Work. The schedule shall contain detail appropriate for the Project, including (1) the date of commencement of the Work, interim schedule milestone dates, and the date of Substantial Completion; (2) an apportionment of the Work by construction activity; and (3) the time required for completion of each portion of the Work. The schedule shall provide for the orderly progression of the Work to completion and shall not exceed time limits current under the Contract Documents. The schedule shall be revised at appropriate intervals as required by the conditions of the Work and Project.

§ 3.10.2 The Contractor, promptly after being awarded the Contract and thereafter as necessary to maintain a current submittal schedule, shall submit a submittal schedule for the Architect's approval. The Architect's approval shall not be unreasonably delayed or withheld. The submittal schedule shall (1) be coordinated with the Contractor's construction schedule, and (2) allow the Architect reasonable time to review submittals. If the Contractor fails to submit a submittal schedule, or fails to provide submittals in accordance with the approved submittal schedule, the

Contractor shall not be entitled to any increase in Contract Sum or extension of Contract Time based on the time required for review of submittals.

§ 3.10.3 The Contractor shall perform the Work in general accordance with the most recent schedules submitted to the Owner and Architect.

§ 3.11 Documents and Samples at the Site

The Contractor shall make available, at the Project site, the Contract Documents, including Change Orders, Construction Change Directives, and other Modifications, in good order and marked currently to indicate field changes and selections made during construction, and the approved Shop Drawings, Product Data, Samples, and similar required submittals. These shall be in electronic form or paper copy, available to the Architect and Owner, and delivered to the Architect for submittal to the Owner upon completion of the Work as a record of the Work as constructed.

§ 3.12 Shop Drawings, Product Data and Samples

§ 3.12.1 Shop Drawings are drawings, diagrams, schedules, and other data specially prepared for the Work by the Contractor or a Subcontractor, Sub-subcontractor, manufacturer, supplier, or distributor to illustrate some portion of the Work.

§ 3.12.2 Product Data are illustrations, standard schedules, performance charts, instructions, brochures, diagrams, and other information furnished by the Contractor to illustrate materials or equipment for some portion of the Work.

§ 3.12.3 Samples are physical examples that illustrate materials, equipment, or workmanship, and establish standards by which the Work will be judged.

§ 3.12.4 Shop Drawings, Product Data, Samples, and similar submittals are not Contract Documents. Their purpose is to demonstrate how the Contractor proposes to conform to the information given and the design concept expressed in the Contract Documents for those portions of the Work for which the Contract Documents require submittals. Review by the Architect is subject to the limitations of Section 4.2.7. Informational submittals upon which the Architect is not expected to take responsive action may be so identified in the Contract Documents. Submittals that are not required by the Contract Documents may be returned by the Architect without action.

§ 3.12.5 The Contractor shall review for compliance with the Contract Documents, approve, and submit to the Architect, Shop Drawings, Product Data, Samples, and similar submittals required by the Contract Documents, in accordance with the submittal schedule approved by the Architect or, in the absence of an approved submittal schedule, with reasonable promptness and in such sequence as to cause no delay in the Work or in the activities of the Owner or of Separate Contractors.

§ 3.12.6 By submitting Shop Drawings, Product Data, Samples, and similar submittals, the Contractor represents to the Owner and Architect that the Contractor has (1) reviewed and approved them, (2) determined and verified materials, field measurements and field construction criteria related thereto, or will do so, and (3) checked and coordinated the information contained within such submittals with the requirements of the Work and of the Contract Documents.

§ 3.12.7 The Contractor shall perform no portion of the Work for which the Contract Documents require submittal and review of Shop Drawings, Product Data, Samples, or similar submittals, until the respective submittal has been approved by the Architect.

§ 3.12.8 The Work shall be in accordance with approved submittals except that the Contractor shall not be relieved of responsibility for deviations from the requirements of the Contract Documents by the Architect's approval of Shop Drawings, Product Data, Samples, or similar submittals, unless the Contractor has specifically notified the Architect of such deviation at the time of submittal and (1) the Architect has given written approval to the specific deviation as a minor change in the Work, or (2) a Change Order or Construction Change Directive has been issued authorizing the deviation. The Contractor shall not be relieved of responsibility for errors or omissions in Shop Drawings, Product Data, Samples, or similar submittals, by the Architect's approval thereof.

Init.

§ 3.12.9 The Contractor shall direct specific attention, in writing or on resubmitted Shop Drawings, Product Data, Samples, or similar submittals, to revisions other than those requested by the Architect on previous submittals. In the absence of such notice, the Architect's approval of a resubmission shall not apply to such revisions.

§ 3.12.10 The Contractor shall not be required to provide professional services that constitute the practice of architecture or engineering unless such services are specifically required by the Contract Documents for a portion of the Work or unless the Contractor needs to provide such services in order to carry out the Contractor's responsibilities for construction means, methods, techniques, sequences, and procedures. The Contractor shall not be required to provide professional services in violation of applicable law.

§ 3.12.10.1 If professional design services or certifications by a design professional related to systems, materials, or equipment are specifically required of the Contractor by the Contract Documents, the Owner and the Architect will specify all performance and design criteria that such services must satisfy. The Contractor shall be entitled to rely upon the adequacy and accuracy of the performance and design criteria provided in the Contract Documents. The Contractor shall cause such services or certifications to be provided by an appropriately licensed design professional, whose signature and seal shall appear on all drawings, calculations, specifications, certifications, Shop Drawings, and other submittals prepared by such professional. Shop Drawings, and other submittals related to the Work, designed or certified by such professional, if prepared by others, shall bear such professional's written approval when submitted to the Architect. The Owner and the Architect shall be entitled to rely upon the adequacy and accuracy of the services, certifications, and approvals performed or provided by such design professionals, provided the Owner and Architect have specified to the Contractor the performance and design criteria that such services must satisfy. Pursuant to this Section 3.12.10, the Architect will review and approve or take other appropriate action on submittals only for the limited purpose of checking for conformance with information given and the design concept expressed in the Contract Documents.

§ 3.12.10.2 If the Contract Documents require the Contractor's design professional to certify that the Work has been performed in accordance with the design criteria, the Contractor shall furnish such certifications to the Architect at the time and in the form specified by the Architect.

§ 3.13 Use of Site

The Contractor shall confine operations at the site to areas permitted by applicable laws, statutes, ordinances, codes, rules and regulations, lawful orders of public authorities, and the Contract Documents and shall not unreasonably encumber the site with materials or equipment.

§ 3.14 Cutting and Patching

§ 3.14.1 The Contractor shall be responsible for cutting, fitting, or patching required to complete the Work or to make its parts fit together properly. All areas requiring cutting, fitting, or patching shall be restored to the condition existing prior to the cutting, fitting, or patching, unless otherwise required by the Contract Documents.

§ 3.14.2 The Contractor shall not damage or endanger a portion of the Work or fully or partially completed construction of the Owner or Separate Contractors by cutting, patching, or otherwise altering such construction, or by excavation. The Contractor shall not cut or otherwise alter construction by the Owner or a Separate Contractor except with written consent of the Owner and of the Separate Contractor. Consent shall not be unreasonably withheld. The Contractor shall not unreasonably withhold, from the Owner or a Separate Contractor, its consent to cutting or otherwise altering the Work.

§ 3.15 Cleaning Up

§ 3.15.1 The Contractor shall keep the premises and surrounding area free from accumulation of waste materials and rubbish caused by operations under the Contract. At completion of the Work, the Contractor shall remove waste materials, rubbish, the Contractor's tools, construction equipment, machinery, and surplus materials from and about the Project.

§ 3.15.2 If the Contractor fails to clean up as provided in the Contract Documents, the Owner may do so and the Owner shall be entitled to reimbursement from the Contractor.

§ 3.16 Access to Work

The Contractor shall provide the Owner and Architect with access to the Work in preparation and progress wherever located.

§ 3.17 Royalties, Patents and Copyrights

The Contractor shall pay all royalties and license fees. The Contractor shall defend suits or claims for infringement of copyrights and patent rights and shall hold the Owner and Architect harmless from loss on account thereof, but shall not be responsible for defense or loss when a particular design, process, or product of a particular manufacturer or manufacturers is required by the Contract Documents, or where the copyright violations are contained in Drawings, Specifications, or other documents prepared by the Owner or Architect. However, if an infringement of a copyright or patent is discovered by, or made known to, the Contractor, the Contractor shall be responsible for the loss unless the information is promptly furnished to the Architect.

§ 3.18 Indemnification

§ 3.18.1 To the fullest extent permitted by law, the Contractor shall indemnify and hold harmless the Owner, Architect, Architect's consultants, and agents and employees of any of them from and against claims, damages, losses, and expenses, including but not limited to attorneys' fees, arising out of or resulting from performance of the Work, provided that such claim, damage, loss, or expense is attributable to bodily injury, sickness, disease or death, or to injury to or destruction of tangible property (other than the Work itself), but only to the extent caused by the negligent acts or omissions of the Contractor, a Subcontractor, anyone directly or indirectly employed by them, or anyone for whose acts they may be liable, regardless of whether or not such claim, damage, loss, or expense is caused in part by a party indemnified hereunder. Such obligation shall not be construed to negate, abridge, or reduce other rights or obligations of indemnity that would otherwise exist as to a party or person described in this Section 3.18.

§ 3.18.2 In claims against any person or entity indemnified under this Section 3.18 by an employee of the Contractor, a Subcontractor, anyone directly or indirectly employed by them, or anyone for whose acts they may be liable, the indemnification obligation under Section 3.18.1 shall not be limited by a limitation on amount or type of damages, compensation, or benefits payable by or for the Contractor or a Subcontractor under workers' compensation acts, disability benefit acts, or other employee benefit acts.

ARTICLE 4 ARCHITECT

§ 4.1 General

§ 4.1.1 The Architect is the person or entity retained by the Owner pursuant to Section 2.3.2 and identified as such in the Agreement.

§ 4.1.2 Duties, responsibilities, and limitations of authority of the Architect as set forth in the Contract Documents shall not be restricted, modified, or extended without written consent of the Owner, Contractor, and Architect. Consent shall not be unreasonably withheld.

§ 4.2 Administration of the Contract

§ 4.2.1 The Architect will provide administration of the Contract as described in the Contract Documents and will be an Owner's representative during construction until the date the Architect issues the final Certificate for Payment. The Architect will have authority to act on behalf of the Owner only to the extent provided in the Contract Documents.

§ 4.2.2 The Architect will visit the site at intervals appropriate to the stage of construction, or as otherwise agreed with the Owner, to become generally familiar with the progress and quality of the portion of the Work completed, and to determine in general if the Work observed is being performed in a manner indicating that the Work, when fully completed, will be in accordance with the Contract Documents. However, the Architect will not be required to make exhaustive or continuous on-site inspections to check the quality or quantity of the Work. The Architect will not have control over, charge of, or responsibility for the construction means, methods, techniques, sequences or procedures, or for the safety precautions and programs in connection with the Work, since these are solely the Contractor's rights and responsibilities under the Contract Documents.

§ 4.2.3 On the basis of the site visits, the Architect will keep the Owner reasonably informed about the progress and quality of the portion of the Work completed, and promptly report to the Owner (1) known deviations from the

Init.

Contract Documents, (2) known deviations from the most recent construction schedule submitted by the Contractor, and (3) defects and deficiencies observed in the Work. The Architect will not be responsible for the Contractor's failure to perform the Work in accordance with the requirements of the Contract Documents. The Architect will not have control over or charge of, and will not be responsible for acts or omissions of, the Contractor, Subcontractors, or their agents or employees, or any other persons or entities performing portions of the Work.

§ 4.2.4 Communications

The Owner and Contractor shall include the Architect in all communications that relate to or affect the Architect's services or professional responsibilities. The Owner shall promptly notify the Architect of the substance of any direct communications between the Owner and the Contractor otherwise relating to the Project. Communications by and with the Architect's consultants shall be through the Architect. Communications by and with Subcontractors and suppliers shall be through the Contractor. Communications by and with Separate Contractors shall be through the Owner. The Contract Documents may specify other communication protocols.

§ 4.2.5 Based on the Architect's evaluations of the Contractor's Applications for Payment, the Architect will review and certify the amounts due the Contractor and will issue Certificates for Payment in such amounts.

§ 4.2.6 The Architect has authority to reject Work that does not conform to the Contract Documents. Whenever the Architect considers it necessary or advisable, the Architect will have authority to require inspection or testing of the Work in accordance with Sections 13.4.2 and 13.4.3, whether or not the Work is fabricated, installed or completed. However, neither this authority of the Architect nor a decision made in good faith either to exercise or not to exercise such authority shall give rise to a duty or responsibility of the Architect to the Contractor, Subcontractors, suppliers, their agents or employees, or other persons or entities performing portions of the Work.

§ 4.2.7 The Architect will review and approve, or take other appropriate action upon, the Contractor's submittals such as Shop Drawings, Product Data, and Samples, but only for the limited purpose of checking for conformance with information given and the design concept expressed in the Contract Documents. The Architect's action will be taken in accordance with the submittal schedule approved by the Architect or, in the absence of an approved submittal schedule, with reasonable promptness while allowing sufficient time in the Architect's professional judgment to permit adequate review. Review of such submittals is not conducted for the purpose of determining the accuracy and completeness of other details such as dimensions and quantities, or for substantiating instructions for installation or performance of equipment or systems, all of which remain the responsibility of the Contractor as required by the Contract Documents. The Architect's review of the Contractor's submittals shall not relieve the Contractor of the obligations under Sections 3.3, 3.5, and 3.12. The Architect's review shall not constitute approval of safety precautions or of any construction means, methods, techniques, sequences, or procedures. The Architect's approval of a specific item shall not indicate approval of an assembly of which the item is a component.

§ 4.2.8 The Architect will prepare Change Orders and Construction Change Directives, and may order minor changes in the Work as provided in Section 7.4. The Architect will investigate and make determinations and recommendations regarding concealed and unknown conditions as provided in Section 3.7.4.

§ 4.2.9 The Architect will conduct inspections to determine the date or dates of Substantial Completion and the date of final completion; issue Certificates of Substantial Completion pursuant to Section 9.8; receive and forward to the Owner, for the Owner's review and records, written warranties and related documents required by the Contract and assembled by the Contractor pursuant to Section 9.10; and issue a final Certificate for Payment pursuant to Section 9.10.

§ 4.2.10 If the Owner and Architect agree, the Architect will provide one or more Project representatives to assist in carrying out the Architect's responsibilities at the site. The Owner shall notify the Contractor of any change in the duties, responsibilities and limitations of authority of the Project representatives.

§ 4.2.11 The Architect will interpret and decide matters concerning performance under, and requirements of, the Contract Documents on written request of either the Owner or Contractor. The Architect's response to such requests will be made in writing within any time limits agreed upon or otherwise with reasonable promptness.

§ 4.2.12 Interpretations and decisions of the Architect will be consistent with the intent of, and reasonably inferable from, the Contract Documents and will be in writing or in the form of drawings. When making such interpretations

and decisions, the Architect will endeavor to secure faithful performance by both Owner and Contractor, will not show partiality to either, and will not be liable for results of interpretations or decisions rendered in good faith.

§ 4.2.13 The Architect's decisions on matters relating to aesthetic effect will be final if consistent with the intent expressed in the Contract Documents.

§ 4.2.14 The Architect will review and respond to requests for information about the Contract Documents. The Architect's response to such requests will be made in writing within any time limits agreed upon or otherwise with reasonable promptness. If appropriate, the Architect will prepare and issue supplemental Drawings and Specifications in response to the requests for information.

ARTICLE 5 SUBCONTRACTORS

§ 5.1 Definitions

§ 5.1.1 A Subcontractor is a person or entity who has a direct contract with the Contractor to perform a portion of the Work at the site. The term "Subcontractor" is referred to throughout the Contract Documents as if singular in number and means a Subcontractor or an authorized representative of the Subcontractor. The term "Subcontractor" does not include a Separate Contractor or the subcontractors of a Separate Contractor.

§ 5.1.2 A Sub-subcontractor is a person or entity who has a direct or indirect contract with a Subcontractor to perform a portion of the Work at the site. The term "Sub-subcontractor" is referred to throughout the Contract Documents as if singular in number and means a Sub-subcontractor or an authorized representative of the Sub-subcontractor.

§ 5.2 Award of Subcontracts and Other Contracts for Portions of the Work

§ 5.2.1 Unless otherwise stated in the Contract Documents, the Contractor, as soon as practicable after award of the Contract, shall notify the Owner and Architect of the persons or entities proposed for each principal portion of the Work, including those who are to furnish materials or equipment fabricated to a special design. Within 14 days of receipt of the information, the Architect may notify the Contractor whether the Owner or the Architect (1) has reasonable objection to any such proposed person or entity or (2) requires additional time for review. Failure of the Architect to provide notice within the 14-day period shall constitute notice of no reasonable objection.

§ 5.2.2 The Contractor shall not contract with a proposed person or entity to whom the Owner or Architect has made reasonable and timely objection. The Contractor shall not be required to contract with anyone to whom the Contractor has made reasonable objection.

§ 5.2.3 If the Owner or Architect has reasonable objection to a person or entity proposed by the Contractor, the Contractor shall propose another to whom the Owner or Architect has no reasonable objection. If the proposed but rejected Subcontractor was reasonably capable of performing the Work, the Contract Sum and Contract Time shall be increased or decreased by the difference, if any, occasioned by such change, and an appropriate Change Order shall be issued before commencement of the substitute Subcontractor's Work. However, no increase in the Contract Sum or Contract Time shall be allowed for such change unless the Contractor has acted promptly and responsively in submitting names as required.

§ 5.2.4 The Contractor shall not substitute a Subcontractor, person, or entity for one previously selected if the Owner or Architect makes reasonable objection to such substitution.

§ 5.3 Subcontractual Relations

By appropriate written agreement, the Contractor shall require each Subcontractor, to the extent of the Work to be performed by the Subcontractor, to be bound to the Contractor by terms of the Contract Documents, and to assume toward the Contractor all the obligations and responsibilities, including the responsibility for safety of the Subcontractor's Work that the Contractor, by these Contract Documents, assumes toward the Owner and Architect. Each subcontract agreement shall preserve and protect the rights of the Owner and Architect under the Contract Documents with respect to the Work to be performed by the Subcontractor so that subcontracting thereof will not prejudice such rights, and shall allow to the Subcontractor, unless specifically provided otherwise in the subcontract agreement, the benefit of all rights, remedies, and redress against the Contractor that the Contractor, by the Contract Documents, has against the Owner. Where appropriate, the Contractor shall require each Subcontractor to enter into similar agreements with Sub-subcontractors. The Contractor shall make available to each proposed Subcontractor,

prior to the execution of the subcontract agreement, copies of the Contract Documents to which the Subcontractor will be bound, and, upon written request of the Subcontractor, identify to the Subcontractor terms and conditions of the proposed subcontract agreement that may be at variance with the Contract Documents. Subcontractors will similarly make copies of applicable portions of such documents available to their respective proposed Subcontractors.

§ 5.4 Contingent Assignment of Subcontracts

§ 5.4.1 Each subcontract agreement for a portion of the Work is assigned by the Contractor to the Owner, provided that

- .1 assignment is effective only after termination of the Contract by the Owner for cause pursuant to Section 14.2 and only for those subcontract agreements that the Owner accepts by notifying the Subcontractor and Contractor; and
- .2 assignment is subject to the prior rights of the surety, if any, obligated under bond relating to the Contract.

When the Owner accepts the assignment of a subcontract agreement, the Owner assumes the Contractor's rights and obligations under the subcontract.

§ 5.4.2 Upon such assignment, if the Work has been suspended for more than 30 days, the Subcontractor's compensation shall be equitably adjusted for increases in cost resulting from the suspension.

§ 5.4.3 Upon assignment to the Owner under this Section 5.4, the Owner may further assign the subcontract to a successor contractor or other entity. If the Owner assigns the subcontract to a successor contractor or other entity, the Owner shall nevertheless remain legally responsible for all of the successor contractor's obligations under the subcontract.

ARTICLE 6 CONSTRUCTION BY OWNER OR BY SEPARATE CONTRACTORS

§ 6.1 Owner's Right to Perform Construction and to Award Separate Contracts

§ 6.1.1 The term "Separate Contractor(s)" shall mean other contractors retained by the Owner under separate agreements. The Owner reserves the right to perform construction or operations related to the Project with the Owner's own forces, and with Separate Contractors retained under Conditions of the Contract substantially similar to those of this Contract, including those provisions of the Conditions of the Contract related to insurance and waiver of subrogation.

§ 6.1.2 When separate contracts are awarded for different portions of the Project or other construction or operations on the site, the term "Contractor" in the Contract Documents in each case shall mean the Contractor who executes each separate Owner-Contractor Agreement.

§ 6.1.3 The Owner shall provide for coordination of the activities of the Owner's own forces and of each Separate Contractor with the Work of the Contractor, who shall cooperate with them. The Contractor shall participate with any Separate Contractors and the Owner in reviewing their construction schedules. The Contractor shall make any revisions to its construction schedule deemed necessary after a joint review and mutual agreement. The construction schedules shall then constitute the schedules to be used by the Contractor, Separate Contractors, and the Owner until subsequently revised.

§ 6.1.4 Unless otherwise provided in the Contract Documents, when the Owner performs construction or operations related to the Project with the Owner's own forces or with Separate Contractors, the Owner or its Separate Contractors shall have the same obligations and rights that the Contractor has under the Conditions of the Contract, including, without excluding others, those stated in Article 3, this Article 6, and Articles 10, 11, and 12.

§ 6.2 Mutual Responsibility

§ 6.2.1 The Contractor shall afford the Owner and Separate Contractors reasonable opportunity for introduction and storage of their materials and equipment and performance of their activities, and shall connect and coordinate the Contractor's construction and operations with theirs as required by the Contract Documents.

§ 6.2.2 If part of the Contractor's Work depends for proper execution or results upon construction or operations by the Owner or a Separate Contractor, the Contractor shall, prior to proceeding with that portion of the Work,

Init.

promptly notify the Architect of apparent discrepancies or defects in the construction or operations by the Owner or Separate Contractor that would render it unsuitable for proper execution and results of the Contractor's Work. Failure of the Contractor to notify the Architect of apparent discrepancies or defects prior to proceeding with the Work shall constitute an acknowledgment that the Owner's or Separate Contractor's completed or partially completed construction is fit and proper to receive the Contractor's Work. The Contractor shall not be responsible for discrepancies or defects in the construction or operations by the Owner or Separate Contractor that are not apparent.

§ 6.2.3 The Contractor shall reimburse the Owner for costs the Owner incurs that are payable to a Separate Contractor because of the Contractor's delays, improperly timed activities or defective construction. The Owner shall be responsible to the Contractor for costs the Contractor incurs because of a Separate Contractor's delays, improperly timed activities, damage to the Work or defective construction.

§ 6.2.4 The Contractor shall promptly remedy damage that the Contractor wrongfully causes to completed or partially completed construction or to property of the Owner or Separate Contractor as provided in Section 10.2.5.

§ 6.2.5 The Owner and each Separate Contractor shall have the same responsibilities for cutting and patching as are described for the Contractor in Section 3.14.

§ 6.3 Owner's Right to Clean Up

If a dispute arises among the Contractor, Separate Contractors, and the Owner as to the responsibility under their respective contracts for maintaining the premises and surrounding area free from waste materials and rubbish, the Owner may clean up and the Architect will allocate the cost among those responsible.

ARTICLE 7 CHANGES IN THE WORK

§ 7.1 General

§ 7.1.1 Changes in the Work may be accomplished after execution of the Contract, and without invalidating the Contract, by Change Order, Construction Change Directive or order for a minor change in the Work, subject to the limitations stated in this Article 7 and elsewhere in the Contract Documents.

§ 7.1.2 A Change Order shall be based upon agreement among the Owner, Contractor, and Architect. A Construction Change Directive requires agreement by the Owner and Architect and may or may not be agreed to by the Contractor. An order for a minor change in the Work may be issued by the Architect alone.

§ 7.1.3 Changes in the Work shall be performed under applicable provisions of the Contract Documents. The Contractor shall proceed promptly with changes in the Work, unless otherwise provided in the Change Order, Construction Change Directive, or order for a minor change in the Work.

§ 7.2 Change Orders

§ 7.2.1 A Change Order is a written instrument prepared by the Architect and signed by the Owner, Contractor, and Architect stating their agreement upon all of the following:

- .1 The change in the Work;
- .2 The amount of the adjustment, if any, in the Contract Sum; and
- .3 The extent of the adjustment, if any, in the Contract Time.

§ 7.3 Construction Change Directives

§ 7.3.1 A Construction Change Directive is a written order prepared by the Architect and signed by the Owner and Architect, directing a change in the Work prior to agreement on adjustment, if any, in the Contract Sum or Contract Time, or both. The Owner may by Construction Change Directive, without invalidating the Contract, order changes in the Work within the general scope of the Contract consisting of additions, deletions, or other revisions, the Contract Sum and Contract Time being adjusted accordingly.

§ 7.3.2 A Construction Change Directive shall be used in the absence of total agreement on the terms of a Change Order.

§ 7.3.3 If the Construction Change Directive provides for an adjustment to the Contract Sum, the adjustment shall be based on one of the following methods:

- .1 Mutual acceptance of a lump sum properly itemized and supported by sufficient substantiating data to permit evaluation;
- .2 Unit prices stated in the Contract Documents or subsequently agreed upon;
- .3 Cost to be determined in a manner agreed upon by the parties and a mutually acceptable fixed or percentage fee; or
- .4 As provided in Section 7.3.4.

§ 7.3.4 If the Contractor does not respond promptly or disagrees with the method for adjustment in the Contract Sum, the Architect shall determine the adjustment on the basis of reasonable expenditures and savings of those performing the Work attributable to the change, including, in case of an increase in the Contract Sum, an amount for overhead and profit as set forth in the Agreement, or if no such amount is set forth in the Agreement, a reasonable amount. In such case, and also under Section 7.3.3.3, the Contractor shall keep and present, in such form as the Architect may prescribe, an itemized accounting together with appropriate supporting data. Unless otherwise provided in the Contract Documents, costs for the purposes of this Section 7.3.4 shall be limited to the following:

- .1 Costs of labor, including applicable payroll taxes, fringe benefits required by agreement or custom, workers' compensation insurance, and other employee costs approved by the Architect;
- .2 Costs of materials, supplies, and equipment, including cost of transportation, whether incorporated or consumed;
- .3 Rental costs of machinery and equipment, exclusive of hand tools, whether rented from the Contractor or others;
- .4 Costs of premiums for all bonds and insurance, permit fees, and sales, use, or similar taxes, directly related to the change; and
- .5 Costs of supervision and field office personnel directly attributable to the change.

§ 7.3.5 If the Contractor disagrees with the adjustment in the Contract Time, the Contractor may make a Claim in accordance with applicable provisions of Article 15.

§ 7.3.6 Upon receipt of a Construction Change Directive, the Contractor shall promptly proceed with the change in the Work involved and advise the Architect of the Contractor's agreement or disagreement with the method, if any, provided in the Construction Change Directive for determining the proposed adjustment in the Contract Sum or Contract Time.

§ 7.3.7 A Construction Change Directive signed by the Contractor indicates the Contractor's agreement therewith, including adjustment in Contract Sum and Contract Time or the method for determining them. Such agreement shall be effective immediately and shall be recorded as a Change Order.

§ 7.3.8 The amount of credit to be allowed by the Contractor to the Owner for a deletion or change that results in a net decrease in the Contract Sum shall be actual net cost as confirmed by the Architect. When both additions and credits covering related Work or substitutions are involved in a change, the allowance for overhead and profit shall be figured on the basis of net increase, if any, with respect to that change.

§ 7.3.9 Pending final determination of the total cost of a Construction Change Directive to the Owner, the Contractor may request payment for Work completed under the Construction Change Directive in Applications for Payment. The Architect will make an interim determination for purposes of monthly certification for payment for those costs and certify for payment the amount that the Architect determines, in the Architect's professional judgment, to be reasonably justified. The Architect's interim determination of cost shall adjust the Contract Sum on the same basis as a Change Order, subject to the right of either party to disagree and assert a Claim in accordance with Article 15.

§ 7.3.10 When the Owner and Contractor agree with a determination made by the Architect concerning the adjustments in the Contract Sum and Contract Time, or otherwise reach agreement upon the adjustments, such agreement shall be effective immediately and the Architect will prepare a Change Order. Change Orders may be issued for all or any part of a Construction Change Directive.

§ 7.4 Minor Changes in the Work

The Architect may order minor changes in the Work that are consistent with the intent of the Contract Documents and do not involve an adjustment in the Contract Sum or an extension of the Contract Time. The Architect's order for minor changes shall be in writing. If the Contractor believes that the proposed minor change in the Work will

affect the Contract Sum or Contract Time, the Contractor shall notify the Architect and shall not proceed to implement the change in the Work. If the Contractor performs the Work set forth in the Architect's order for a minor change without prior notice to the Architect that such change will affect the Contract Sum or Contract Time, the Contractor waives any adjustment to the Contract Sum or extension of the Contract Time.

ARTICLE 8 TIME

§ 8.1 Definitions

§ 8.1.1 Unless otherwise provided, Contract Time is the period of time, including authorized adjustments, allotted in the Contract Documents for Substantial Completion of the Work.

§ 8.1.2 The date of commencement of the Work is the date established in the Agreement.

§ 8.1.3 The date of Substantial Completion is the date certified by the Architect in accordance with Section 9.8.

§ 8.1.4 The term "day" as used in the Contract Documents shall mean calendar day unless otherwise specifically defined.

§ 8.2 Progress and Completion

§ 8.2.1 Time limits stated in the Contract Documents are of the essence of the Contract. By executing the Agreement, the Contractor confirms that the Contract Time is a reasonable period for performing the Work.

§ 8.2.2 The Contractor shall not knowingly, except by agreement or instruction of the Owner in writing, commence the Work prior to the effective date of insurance required to be furnished by the Contractor and Owner.

§ 8.2.3 The Contractor shall proceed expeditiously with adequate forces and shall achieve Substantial Completion within the Contract Time.

§ 8.3 Delays and Extensions of Time

§ 8.3.1 If the Contractor is delayed at any time in the commencement or progress of the Work by (1) an act or neglect of the Owner or Architect, of an employee of either, or of a Separate Contractor; (2) by changes ordered in the Work; (3) by labor disputes, fire, unusual delay in deliveries, unavoidable casualties, adverse weather conditions documented in accordance with Section 15.1.6.2, or other causes beyond the Contractor's control; (4) by delay authorized by the Owner pending mediation and binding dispute resolution; or (5) by other causes that the Contractor asserts, and the Architect determines, justify delay, then the Contract Time shall be extended for such reasonable time as the Architect may determine.

§ 8.3.2 Claims relating to time shall be made in accordance with applicable provisions of Article 15.

§ 8.3.3 This Section 8.3 does not preclude recovery of damages for delay by either party under other provisions of the Contract Documents.

ARTICLE 9 PAYMENTS AND COMPLETION

§ 9.1 Contract Sum

§ 9.1.1 The Contract Sum is stated in the Agreement and, including authorized adjustments, is the total amount payable by the Owner to the Contractor for performance of the Work under the Contract Documents.

§ 9.1.2 If unit prices are stated in the Contract Documents or subsequently agreed upon, and if quantities originally contemplated are materially changed so that application of such unit prices to the actual quantities causes substantial inequity to the Owner or Contractor, the applicable unit prices shall be equitably adjusted.

§ 9.2 Schedule of Values

Where the Contract is based on a stipulated sum or Guaranteed Maximum Price, the Contractor shall submit a schedule of values to the Architect before the first Application for Payment, allocating the entire Contract Sum to the various portions of the Work. The schedule of values shall be prepared in the form, and supported by the data to substantiate its accuracy, required by the Architect. This schedule, unless objected to by the Architect, shall be used as a basis for reviewing the Contractor's Applications for Payment. Any changes to the schedule of values shall be submitted to the Architect and supported by such data to substantiate its accuracy as the Architect may require, and

unless objected to by the Architect, shall be used as a basis for reviewing the Contractor's subsequent Applications for Payment.

§ 9.3 Applications for Payment

§ 9.3.1 At least ten days before the date established for each progress payment, the Contractor shall submit to the Architect an itemized Application for Payment prepared in accordance with the schedule of values, if required under Section 9.2, for completed portions of the Work. The application shall be notarized, if required, and supported by all data substantiating the Contractor's right to payment that the Owner or Architect require, such as copies of requisitions, and releases and waivers of liens from Subcontractors and suppliers, and shall reflect retainage if provided for in the Contract Documents.

§ 9.3.1.1 As provided in Section 7.3.9, such applications may include requests for payment on account of changes in the Work that have been properly authorized by Construction Change Directives, or by interim determinations of the Architect, but not yet included in Change Orders.

§ 9.3.1.2 Applications for Payment shall not include requests for payment for portions of the Work for which the Contractor does not intend to pay a Subcontractor or supplier, unless such Work has been performed by others whom the Contractor intends to pay.

§ 9.3.2 Unless otherwise provided in the Contract Documents, payments shall be made on account of materials and equipment delivered and suitably stored at the site for subsequent incorporation in the Work. If approved in advance by the Owner, payment may similarly be made for materials and equipment suitably stored off the site at a location agreed upon in writing. Payment for materials and equipment stored on or off the site shall be conditioned upon compliance by the Contractor with procedures satisfactory to the Owner to establish the Owner's title to such materials and equipment or otherwise protect the Owner's interest, and shall include the costs of applicable insurance, storage, and transportation to the site, for such materials and equipment stored off the site.

§ 9.3.3 The Contractor warrants that title to all Work covered by an Application for Payment will pass to the Owner no later than the time of payment. The Contractor further warrants that upon submittal of an Application for Payment all Work for which Certificates for Payment have been previously issued and payments received from the Owner shall, to the best of the Contractor's knowledge, information, and belief, be free and clear of liens, claims, security interests, or encumbrances, in favor of the Contractor, Subcontractors, suppliers, or other persons or entities that provided labor, materials, and equipment relating to the Work.

§ 9.4 Certificates for Payment

§ 9.4.1 The Architect will, within seven days after receipt of the Contractor's Application for Payment, either (1) issue to the Owner a Certificate for Payment in the full amount of the Application for Payment, with a copy to the Contractor; or (2) issue to the Owner a Certificate for Payment for such amount as the Architect determines is properly due, and notify the Contractor and Owner of the Architect's reasons for withholding certification in part as provided in Section 9.5.1; or (3) withhold certification of the entire Application for Payment, and notify the Contractor and Owner of the Architect's reason for withholding certification in whole as provided in Section 9.5.1.

§ 9.4.2 The issuance of a Certificate for Payment will constitute a representation by the Architect to the Owner, based on the Architect's evaluation of the Work and the data in the Application for Payment, that, to the best of the Architect's knowledge, information, and belief, the Work has progressed to the point indicated, the quality of the Work is in accordance with the Contract Documents, and that the Contractor is entitled to payment in the amount certified. The foregoing representations are subject to an evaluation of the Work for conformance with the Contract Documents upon Substantial Completion, to results of subsequent tests and inspections, to correction of minor deviations from the Contract Documents prior to completion, and to specific qualifications expressed by the Architect. However, the issuance of a Certificate for Payment will not be a representation that the Architect has (1) made exhaustive or continuous on-site inspections to check the quality or quantity of the Work; (2) reviewed construction means, methods, techniques, sequences, or procedures; (3) reviewed copies of requisitions received from Subcontractors and suppliers and other data requested by the Owner to substantiate the Contractor's right to payment; or (4) made examination to ascertain how or for what purpose the Contractor has used money previously paid on account of the Contract Sum.

Init.

§ 9.5 Decisions to Withhold Certification

§ 9.5.1 The Architect may withhold a Certificate for Payment in whole or in part, to the extent reasonably necessary to protect the Owner, if in the Architect's opinion the representations to the Owner required by Section 9.4.2 cannot be made. If the Architect is unable to certify payment in the amount of the Application, the Architect will notify the Contractor and Owner as provided in Section 9.4.1. If the Contractor and Architect cannot agree on a revised amount, the Architect will promptly issue a Certificate for Payment for the amount for which the Architect is able to make such representations to the Owner. The Architect may also withhold a Certificate for Payment or, because of subsequently discovered evidence, may nullify the whole or a part of a Certificate for Payment previously issued, to such extent as may be necessary in the Architect's opinion to protect the Owner from loss for which the Contractor is responsible, including loss resulting from acts and omissions described in Section 3.3.2, because of

- .1 defective Work not remedied;
- .2 third party claims filed or reasonable evidence indicating probable filing of such claims, unless security acceptable to the Owner is provided by the Contractor;
- .3 failure of the Contractor to make payments properly to Subcontractors or suppliers for labor, materials or equipment;
- .4 reasonable evidence that the Work cannot be completed for the unpaid balance of the Contract Sum;
- .5 damage to the Owner or a Separate Contractor;
- .6 reasonable evidence that the Work will not be completed within the Contract Time, and that the unpaid balance would not be adequate to cover actual or liquidated damages for the anticipated delay; or
- .7 repeated failure to carry out the Work in accordance with the Contract Documents.

§ 9.5.2 When either party disputes the Architect's decision regarding a Certificate for Payment under Section 9.5.1, in whole or in part, that party may submit a Claim in accordance with Article 15.

§ 9.5.3 When the reasons for withholding certification are removed, certification will be made for amounts previously withheld.

§ 9.5.4 If the Architect withholds certification for payment under Section 9.5.1.3, the Owner may, at its sole option, issue joint checks to the Contractor and to any Subcontractor or supplier to whom the Contractor failed to make payment for Work properly performed or material or equipment suitably delivered. If the Owner makes payments by joint check, the Owner shall notify the Architect and the Contractor shall reflect such payment on its next Application for Payment.

§ 9.6 Progress Payments

§ 9.6.1 After the Architect has issued a Certificate for Payment, the Owner shall make payment in the manner and within the time provided in the Contract Documents, and shall so notify the Architect.

§ 9.6.2 The Contractor shall pay each Subcontractor, no later than seven days after receipt of payment from the Owner, the amount to which the Subcontractor is entitled, reflecting percentages actually retained from payments to the Contractor on account of the Subcontractor's portion of the Work. The Contractor shall, by appropriate agreement with each Subcontractor, require each Subcontractor to make payments to Sub-subcontractors in a similar manner.

§ 9.6.3 The Architect will, on request, furnish to a Subcontractor, if practicable, information regarding percentages of completion or amounts applied for by the Contractor and action taken thereon by the Architect and Owner on account of portions of the Work done by such Subcontractor.

§ 9.6.4 The Owner has the right to request written evidence from the Contractor that the Contractor has properly paid Subcontractors and suppliers amounts paid by the Owner to the Contractor for subcontracted Work. If the Contractor fails to furnish such evidence within seven days, the Owner shall have the right to contact Subcontractors and suppliers to ascertain whether they have been properly paid. Neither the Owner nor Architect shall have an obligation to pay, or to see to the payment of money to, a Subcontractor or supplier, except as may otherwise be required by law.

§ 9.6.5 The Contractor's payments to suppliers shall be treated in a manner similar to that provided in Sections 9.6.2, 9.6.3 and 9.6.4.

§ 9.6.6 A Certificate for Payment, a progress payment, or partial or entire use or occupancy of the Project by the Owner shall not constitute acceptance of Work not in accordance with the Contract Documents.

§ 9.6.7 Unless the Contractor provides the Owner with a payment bond in the full penal sum of the Contract Sum, payments received by the Contractor for Work properly performed by Subcontractors or provided by suppliers shall be held by the Contractor for those Subcontractors or suppliers who performed Work or furnished materials, or both, under contract with the Contractor for which payment was made by the Owner. Nothing contained herein shall require money to be placed in a separate account and not commingled with money of the Contractor, create any fiduciary liability or tort liability on the part of the Contractor for breach of trust, or entitle any person or entity to an award of punitive damages against the Contractor for breach of the requirements of this provision.

§ 9.6.8 Provided the Owner has fulfilled its payment obligations under the Contract Documents, the Contractor shall defend and indemnify the Owner from all loss, liability, damage or expense, including reasonable attorney's fees and litigation expenses, arising out of any lien claim or other claim for payment by any Subcontractor or supplier of any tier. Upon receipt of notice of a lien claim or other claim for payment, the Owner shall notify the Contractor. If approved by the applicable court, when required, the Contractor may substitute a surety bond for the property against which the lien or other claim for payment has been asserted.

§ 9.7 Failure of Payment

If the Architect does not issue a Certificate for Payment, through no fault of the Contractor, within seven days after receipt of the Contractor's Application for Payment, or if the Owner does not pay the Contractor within seven days after the date established in the Contract Documents, the amount certified by the Architect or awarded by binding dispute resolution, then the Contractor may, upon seven additional days' notice to the Owner and Architect, stop the Work until payment of the amount owing has been received. The Contract Time shall be extended appropriately and the Contract Sum shall be increased by the amount of the Contractor's reasonable costs of shutdown, delay and start-up, plus interest as provided for in the Contract Documents.

§ 9.8 Substantial Completion

§ 9.8.1 Substantial Completion is the stage in the progress of the Work when the Work or designated portion thereof is sufficiently complete in accordance with the Contract Documents so that the Owner can occupy or utilize the Work for its intended use.

§ 9.8.2 When the Contractor considers that the Work, or a portion thereof which the Owner agrees to accept separately, is substantially complete, the Contractor shall prepare and submit to the Architect a comprehensive list of items to be completed or corrected prior to final payment. Failure to include an item on such list does not alter the responsibility of the Contractor to complete all Work in accordance with the Contract Documents.

§ 9.8.3 Upon receipt of the Contractor's list, the Architect will make an inspection to determine whether the Work or designated portion thereof is substantially complete. If the Architect's inspection discloses any item, whether or not included on the Contractor's list, which is not sufficiently complete in accordance with the Contract Documents so that the Owner can occupy or utilize the Work or designated portion thereof for its intended use, the Contractor shall, before issuance of the Certificate of Substantial Completion, complete or correct such item upon notification by the Architect. In such case, the Contractor shall then submit a request for another inspection by the Architect to determine Substantial Completion.

§ 9.8.4 When the Work or designated portion thereof is substantially complete, the Architect will prepare a Certificate of Substantial Completion that shall establish the date of Substantial Completion; establish responsibilities of the Owner and Contractor for security, maintenance, heat, utilities, damage to the Work and insurance; and fix the time within which the Contractor shall finish all items on the list accompanying the Certificate. Warranties required by the Contract Documents shall commence on the date of Substantial Completion of the Work or designated portion thereof unless otherwise provided in the Certificate of Substantial Completion.

§ 9.8.5 The Certificate of Substantial Completion shall be submitted to the Owner and Contractor for their written acceptance of responsibilities assigned to them in the Certificate. Upon such acceptance, and consent of surety if any, the Owner shall make payment of retainage applying to the Work or designated portion thereof. Such payment shall be adjusted for Work that is incomplete or not in accordance with the requirements of the Contract Documents.

§ 9.9 Partial Occupancy or Use

§ 9.9.1 The Owner may occupy or use any completed or partially completed portion of the Work at any stage when such portion is designated by separate agreement with the Contractor, provided such occupancy or use is consented to by the insurer and authorized by public authorities having jurisdiction over the Project. Such partial occupancy or use may commence whether or not the portion is substantially complete, provided the Owner and Contractor have accepted in writing the responsibilities assigned to each of them for payments, retainage, if any, security, maintenance, heat, utilities, damage to the Work and insurance, and have agreed in writing concerning the period for correction of the Work and commencement of warranties required by the Contract Documents. When the Contractor considers a portion substantially complete, the Contractor shall prepare and submit a list to the Architect as provided under Section 9.8.2. Consent of the Contractor to partial occupancy or use shall not be unreasonably withheld. The stage of the progress of the Work shall be determined by written agreement between the Owner and Contractor or, if no agreement is reached, by decision of the Architect.

§ 9.9.2 Immediately prior to such partial occupancy or use, the Owner, Contractor, and Architect shall jointly inspect the area to be occupied or portion of the Work to be used in order to determine and record the condition of the Work.

§ 9.9.3 Unless otherwise agreed upon, partial occupancy or use of a portion or portions of the Work shall not constitute acceptance of Work not complying with the requirements of the Contract Documents.

§ 9.10 Final Completion and Final Payment

§ 9.10.1 Upon receipt of the Contractor's notice that the Work is ready for final inspection and acceptance and upon receipt of a final Application for Payment, the Architect will promptly make such inspection. When the Architect finds the Work acceptable under the Contract Documents and the Contract fully performed, the Architect will promptly issue a final Certificate for Payment stating that to the best of the Architect's knowledge, information and belief, and on the basis of the Architect's on-site visits and inspections, the Work has been completed in accordance with the Contract Documents and that the entire balance found to be due the Contractor and noted in the final Certificate is due and payable. The Architect's final Certificate for Payment will constitute a further representation that conditions listed in Section 9.10.2 as precedent to the Contractor's being entitled to final payment have been fulfilled.

§ 9.10.2 Neither final payment nor any remaining retained percentage shall become due until the Contractor submits to the Architect (1) an affidavit that payrolls, bills for materials and equipment, and other indebtedness connected with the Work for which the Owner or the Owner's property might be responsible or encumbered (less amounts withheld by Owner) have been paid or otherwise satisfied, (2) a certificate evidencing that insurance required by the Contract Documents to remain in force after final payment is currently in effect, (3) a written statement that the Contractor knows of no reason that the insurance will not be renewable to cover the period required by the Contract Documents, (4) consent of surety, if any, to final payment, (5) documentation of any special warranties, such as manufacturers' warranties or specific Subcontractor warranties, and (6) if required by the Owner, other data establishing payment or satisfaction of obligations, such as receipts and releases and waivers of liens, claims, security interests, or encumbrances arising out of the Contract, to the extent and in such form as may be designated by the Owner. If a Subcontractor refuses to furnish a release or waiver required by the Owner, the Contractor may furnish a bond satisfactory to the Owner to indemnify the Owner against such lien, claim, security interest, or encumbrance. If a lien, claim, security interest, or encumbrance remains unsatisfied after payments are made, the Contractor shall refund to the Owner all money that the Owner may be compelled to pay in discharging the lien, claim, security interest, or encumbrance, including all costs and reasonable attorneys' fees.

§ 9.10.3 If, after Substantial Completion of the Work, final completion thereof is materially delayed through no fault of the Contractor or by issuance of Change Orders affecting final completion, and the Architect so confirms, the Owner shall, upon application by the Contractor and certification by the Architect, and without terminating the Contract, make payment of the balance due for that portion of the Work fully completed, corrected, and accepted. If the remaining balance for Work not fully completed or corrected is less than retainage stipulated in the Contract Documents, and if bonds have been furnished, the written consent of the surety to payment of the balance due for that portion of the Work fully completed and accepted shall be submitted by the Contractor to the Architect prior to certification of such payment. Such payment shall be made under terms and conditions governing final payment, except that it shall not constitute a waiver of Claims.

§ 9.10.4 The making of final payment shall constitute a waiver of Claims by the Owner except those arising from

- .1 liens, Claims, security interests, or encumbrances arising out of the Contract and unsettled;
- .2 failure of the Work to comply with the requirements of the Contract Documents;
- .3 terms of special warranties required by the Contract Documents; or
- .4 audits performed by the Owner, if permitted by the Contract Documents, after final payment.

§ 9.10.5 Acceptance of final payment by the Contractor, a Subcontractor, or a supplier, shall constitute a waiver of claims by that payee except those previously made in writing and identified by that payee as unsettled at the time of final Application for Payment.

ARTICLE 10 PROTECTION OF PERSONS AND PROPERTY

§ 10.1 Safety Precautions and Programs

The Contractor shall be responsible for initiating, maintaining, and supervising all safety precautions and programs in connection with the performance of the Contract.

§ 10.2 Safety of Persons and Property

§ 10.2.1 The Contractor shall take reasonable precautions for safety of, and shall provide reasonable protection to prevent damage, injury, or loss to

- .1 employees on the Work and other persons who may be affected thereby;
- .2 the Work and materials and equipment to be incorporated therein, whether in storage on or off the site, under care, custody, or control of the Contractor, a Subcontractor, or a Sub-subcontractor; and
- .3 other property at the site or adjacent thereto, such as trees, shrubs, lawns, walks, pavements, roadways, structures, and utilities not designated for removal, relocation, or replacement in the course of construction.

§ 10.2.2 The Contractor shall comply with, and give notices required by applicable laws, statutes, ordinances, codes, rules and regulations, and lawful orders of public authorities, bearing on safety of persons or property or their protection from damage, injury, or loss.

§ 10.2.3 The Contractor shall implement, erect, and maintain, as required by existing conditions and performance of the Contract, reasonable safeguards for safety and protection, including posting danger signs and other warnings against hazards; promulgating safety regulations; and notifying the owners and users of adjacent sites and utilities of the safeguards.

§ 10.2.4 When use or storage of explosives or other hazardous materials or equipment, or unusual methods are necessary for execution of the Work, the Contractor shall exercise utmost care and carry on such activities under supervision of properly qualified personnel.

§ 10.2.5 The Contractor shall promptly remedy damage and loss (other than damage or loss insured under property insurance required by the Contract Documents) to property referred to in Sections 10.2.1.2 and 10.2.1.3 caused in whole or in part by the Contractor, a Subcontractor, a Sub-subcontractor, or anyone directly or indirectly employed by any of them, or by anyone for whose acts they may be liable and for which the Contractor is responsible under Sections 10.2.1.2 and 10.2.1.3. The Contractor may make a Claim for the cost to remedy the damage or loss to the extent such damage or loss is attributable to acts or omissions of the Owner or Architect or anyone directly or indirectly employed by either of them, or by anyone for whose acts either of them may be liable, and not attributable to the fault or negligence of the Contractor. The foregoing obligations of the Contractor are in addition to the Contractor's obligations under Section 3.18.

§ 10.2.6 The Contractor shall designate a responsible member of the Contractor's organization at the site whose duty shall be the prevention of accidents. This person shall be the Contractor's superintendent unless otherwise designated by the Contractor in writing to the Owner and Architect.

§ 10.2.7 The Contractor shall not permit any part of the construction or site to be loaded so as to cause damage or create an unsafe condition.

§ 10.2.8 Injury or Damage to Person or Property

If either party suffers injury or damage to person or property because of an act or omission of the other party, or of others for whose acts such party is legally responsible, notice of the injury or damage, whether or not insured, shall be given to the other party within a reasonable time not exceeding 21 days after discovery. The notice shall provide sufficient detail to enable the other party to investigate the matter.

§ 10.3 Hazardous Materials and Substances

§ 10.3.1 The Contractor is responsible for compliance with any requirements included in the Contract Documents regarding hazardous materials or substances. If the Contractor encounters a hazardous material or substance not addressed in the Contract Documents and if reasonable precautions will be inadequate to prevent foreseeable bodily injury or death to persons resulting from a material or substance, including but not limited to asbestos or polychlorinated biphenyl (PCB), encountered on the site by the Contractor, the Contractor shall, upon recognizing the condition, immediately stop Work in the affected area and notify the Owner and Architect of the condition.

§ 10.3.2 Upon receipt of the Contractor's notice, the Owner shall obtain the services of a licensed laboratory to verify the presence or absence of the material or substance reported by the Contractor and, in the event such material or substance is found to be present, to cause it to be rendered harmless. Unless otherwise required by the Contract Documents, the Owner shall furnish in writing to the Contractor and Architect the names and qualifications of persons or entities who are to perform tests verifying the presence or absence of the material or substance or who are to perform the task of removal or safe containment of the material or substance. The Contractor and the Architect will promptly reply to the Owner in writing stating whether or not either has reasonable objection to the persons or entities proposed by the Owner. If either the Contractor or Architect has an objection to a person or entity proposed by the Owner, the Owner shall propose another to whom the Contractor and the Architect have no reasonable objection. When the material or substance has been rendered harmless, Work in the affected area shall resume upon written agreement of the Owner and Contractor. By Change Order, the Contract Time shall be extended appropriately and the Contract Sum shall be increased by the amount of the Contractor's reasonable additional costs of shutdown, delay, and start-up.

§ 10.3.3 To the fullest extent permitted by law, the Owner shall indemnify and hold harmless the Contractor, Subcontractors, Architect, Architect's consultants, and agents and employees of any of them from and against claims, damages, losses, and expenses, including but not limited to attorneys' fees, arising out of or resulting from performance of the Work in the affected area if in fact the material or substance presents the risk of bodily injury or death as described in Section 10.3.1 and has not been rendered harmless, provided that such claim, damage, loss, or expense is attributable to bodily injury, sickness, disease or death, or to injury to or destruction of tangible property (other than the Work itself), except to the extent that such damage, loss, or expense is due to the fault or negligence of the party seeking indemnity.

§ 10.3.4 The Owner shall not be responsible under this Section 10.3 for hazardous materials or substances the Contractor brings to the site unless such materials or substances are required by the Contract Documents. The Owner shall be responsible for hazardous materials or substances required by the Contract Documents, except to the extent of the Contractor's fault or negligence in the use and handling of such materials or substances.

§ 10.3.5 The Contractor shall reimburse the Owner for the cost and expense the Owner incurs (1) for remediation of hazardous materials or substances the Contractor brings to the site and negligently handles, or (2) where the Contractor fails to perform its obligations under Section 10.3.1, except to the extent that the cost and expense are due to the Owner's fault or negligence.

§ 10.3.6 If, without negligence on the part of the Contractor, the Contractor is held liable by a government agency for the cost of remediation of a hazardous material or substance solely by reason of performing Work as required by the Contract Documents, the Owner shall reimburse the Contractor for all cost and expense thereby incurred.

§ 10.4 Emergencies

In an emergency affecting safety of persons or property, the Contractor shall act, at the Contractor's discretion, to prevent threatened damage, injury, or loss. Additional compensation or extension of time claimed by the Contractor on account of an emergency shall be determined as provided in Article 15 and Article 7.

ARTICLE 11 INSURANCE AND BONDS

§ 11.1 Contractor's Insurance and Bonds

§ 11.1.1 The Contractor shall purchase and maintain insurance of the types and limits of liability, containing the endorsements, and subject to the terms and conditions, as described in the Agreement or elsewhere in the Contract Documents. The Contractor shall purchase and maintain the required insurance from an insurance company or insurance companies lawfully authorized to issue insurance in the jurisdiction where the Project is located. The Owner, Architect, and Architect's consultants shall be named as additional insureds under the Contractor's commercial general liability policy or as otherwise described in the Contract Documents.

§ 11.1.2 The Contractor shall provide surety bonds of the types, for such penal sums, and subject to such terms and conditions as required by the Contract Documents. The Contractor shall purchase and maintain the required bonds from a company or companies lawfully authorized to issue surety bonds in the jurisdiction where the Project is located.

§ 11.1.3 Upon the request of any person or entity appearing to be a potential beneficiary of bonds covering payment of obligations arising under the Contract, the Contractor shall promptly furnish a copy of the bonds or shall authorize a copy to be furnished.

§ 11.1.4 **Notice of Cancellation or Expiration of Contractor's Required Insurance.** Within three (3) business days of the date the Contractor becomes aware of an impending or actual cancellation or expiration of any insurance required by the Contract Documents, the Contractor shall provide notice to the Owner of such impending or actual cancellation or expiration. Upon receipt of notice from the Contractor, the Owner shall, unless the lapse in coverage arises from an act or omission of the Owner, have the right to stop the Work until the lapse in coverage has been cured by the procurement of replacement coverage by the Contractor. The furnishing of notice by the Contractor shall not relieve the Contractor of any contractual obligation to provide any required coverage.

§ 11.2 Owner's Insurance

§ 11.2.1 The Owner shall purchase and maintain insurance of the types and limits of liability, containing the endorsements, and subject to the terms and conditions, as described in the Agreement or elsewhere in the Contract Documents. The Owner shall purchase and maintain the required insurance from an insurance company or insurance companies lawfully authorized to issue insurance in the jurisdiction where the Project is located.

§ 11.2.2 **Failure to Purchase Required Property Insurance.** If the Owner fails to purchase and maintain the required property insurance, with all of the coverages and in the amounts described in the Agreement or elsewhere in the Contract Documents, the Owner shall inform the Contractor in writing prior to commencement of the Work. Upon receipt of notice from the Owner, the Contractor may delay commencement of the Work and may obtain insurance that will protect the interests of the Contractor, Subcontractors, and Sub-Subcontractors in the Work. When the failure to provide coverage has been cured or resolved, the Contract Sum and Contract Time shall be equitably adjusted. In the event the Owner fails to procure coverage, the Owner waives all rights against the Contractor, Subcontractors, and Sub-subcontractors to the extent the loss to the Owner would have been covered by the insurance to have been procured by the Owner. The cost of the insurance shall be charged to the Owner by a Change Order. If the Owner does not provide written notice, and the Contractor is damaged by the failure or neglect of the Owner to purchase or maintain the required insurance, the Owner shall reimburse the Contractor for all reasonable costs and damages attributable thereto.

§ 11.2.3 **Notice of Cancellation or Expiration of Owner's Required Property Insurance.** Within three (3) business days of the date the Owner becomes aware of an impending or actual cancellation or expiration of any property insurance required by the Contract Documents, the Owner shall provide notice to the Contractor of such impending or actual cancellation or expiration. Unless the lapse in coverage arises from an act or omission of the Contractor: (1) the Contractor, upon receipt of notice from the Owner, shall have the right to stop the Work until the lapse in coverage has been cured by the procurement of replacement coverage by either the Owner or the Contractor; (2) the Contract Time and Contract Sum shall be equitably adjusted; and (3) the Owner waives all rights against the Contractor, Subcontractors, and Sub-subcontractors to the extent any loss to the Owner would have been covered by the insurance had it not expired or been cancelled. If the Contractor purchases replacement coverage, the cost of the insurance shall be charged to the Owner by an appropriate Change Order. The furnishing of notice by the Owner shall not relieve the Owner of any contractual obligation to provide required insurance.

§ 11.3 Waivers of Subrogation

§ 11.3.1 The Owner and Contractor waive all rights against (1) each other and any of their subcontractors, sub-subcontractors, agents, and employees, each of the other; (2) the Architect and Architect's consultants; and (3) Separate Contractors, if any, and any of their subcontractors, sub-subcontractors, agents, and employees, for damages caused by fire, or other causes of loss, to the extent those losses are covered by property insurance required by the Agreement or other property insurance applicable to the Project, except such rights as they have to proceeds of such insurance. The Owner or Contractor, as appropriate, shall require similar written waivers in favor of the individuals and entities identified above from the Architect, Architect's consultants, Separate Contractors, subcontractors, and sub-subcontractors. The policies of insurance purchased and maintained by each person or entity agreeing to waive claims pursuant to this section 11.3.1 shall not prohibit this waiver of subrogation. This waiver of subrogation shall be effective as to a person or entity (1) even though that person or entity would otherwise have a duty of indemnification, contractual or otherwise, (2) even though that person or entity did not pay the insurance premium directly or indirectly, or (3) whether or not the person or entity had an insurable interest in the damaged property.

§ 11.3.2 If during the Project construction period the Owner insures properties, real or personal or both, at or adjacent to the site by property insurance under policies separate from those insuring the Project, or if after final payment property insurance is to be provided on the completed Project through a policy or policies other than those insuring the Project during the construction period, to the extent permissible by such policies, the Owner waives all rights in accordance with the terms of Section 11.3.1 for damages caused by fire or other causes of loss covered by this separate property insurance.

§ 11.4 Loss of Use, Business Interruption, and Delay in Completion Insurance

The Owner, at the Owner's option, may purchase and maintain insurance that will protect the Owner against loss of use of the Owner's property, or the inability to conduct normal operations, due to fire or other causes of loss. The Owner waives all rights of action against the Contractor and Architect for loss of use of the Owner's property, due to fire or other hazards however caused.

§ 11.5 Adjustment and Settlement of Insured Loss

§ 11.5.1 A loss insured under the property insurance required by the Agreement shall be adjusted by the Owner as fiduciary and made payable to the Owner as fiduciary for the insureds, as their interests may appear, subject to requirements of any applicable mortgagee clause and of Section 11.5.2. The Owner shall pay the Architect and Contractor their just shares of insurance proceeds received by the Owner, and by appropriate agreements the Architect and Contractor shall make payments to their consultants and Subcontractors in similar manner.

§ 11.5.2 Prior to settlement of an insured loss, the Owner shall notify the Contractor of the terms of the proposed settlement as well as the proposed allocation of the insurance proceeds. The Contractor shall have 14 days from receipt of notice to object to the proposed settlement or allocation of the proceeds. If the Contractor does not object, the Owner shall settle the loss and the Contractor shall be bound by the settlement and allocation. Upon receipt, the Owner shall deposit the insurance proceeds in a separate account and make the appropriate distributions. Thereafter, if no other agreement is made or the Owner does not terminate the Contract for convenience, the Owner and Contractor shall execute a Change Order for reconstruction of the damaged or destroyed Work in the amount allocated for that purpose. If the Contractor timely objects to either the terms of the proposed settlement or the allocation of the proceeds, the Owner may proceed to settle the insured loss, and any dispute between the Owner and Contractor arising out of the settlement or allocation of the proceeds shall be resolved pursuant to Article 15. Pending resolution of any dispute, the Owner may issue a Construction Change Directive for the reconstruction of the damaged or destroyed Work.

ARTICLE 12 UNCOVERING AND CORRECTION OF WORK

§ 12.1 Uncovering of Work

§ 12.1.1 If a portion of the Work is covered contrary to the Architect's request or to requirements specifically expressed in the Contract Documents, it must, if requested in writing by the Architect, be uncovered for the Architect's examination and be replaced at the Contractor's expense without change in the Contract Time.

§ 12.1.2 If a portion of the Work has been covered that the Architect has not specifically requested to examine prior to its being covered, the Architect may request to see such Work and it shall be uncovered by the Contractor. If such Work is in accordance with the Contract Documents, the Contractor shall be entitled to an equitable adjustment to

the Contract Sum and Contract Time as may be appropriate. If such Work is not in accordance with the Contract Documents, the costs of uncovering the Work, and the cost of correction, shall be at the Contractor's expense.

§ 12.2 Correction of Work

§ 12.2.1 Before Substantial Completion

The Contractor shall promptly correct Work rejected by the Architect or failing to conform to the requirements of the Contract Documents, discovered before Substantial Completion and whether or not fabricated, installed or completed. Costs of correcting such rejected Work, including additional testing and inspections, the cost of uncovering and replacement, and compensation for the Architect's services and expenses made necessary thereby, shall be at the Contractor's expense.

§ 12.2.2 After Substantial Completion

§ 12.2.2.1 In addition to the Contractor's obligations under Section 3.5, if, within one year after the date of Substantial Completion of the Work or designated portion thereof or after the date for commencement of warranties established under Section 9.9.1, or by terms of any applicable special warranty required by the Contract Documents, any of the Work is found to be not in accordance with the requirements of the Contract Documents, the Contractor shall correct it promptly after receipt of notice from the Owner to do so, unless the Owner has previously given the Contractor a written acceptance of such condition. The Owner shall give such notice promptly after discovery of the condition. During the one-year period for correction of Work, if the Owner fails to notify the Contractor and give the Contractor an opportunity to make the correction, the Owner waives the rights to require correction by the Contractor and to make a claim for breach of warranty. If the Contractor fails to correct nonconforming Work within a reasonable time during that period after receipt of notice from the Owner or Architect, the Owner may correct it in accordance with Section 2.5.

§ 12.2.2.2 The one-year period for correction of Work shall be extended with respect to portions of Work first performed after Substantial Completion by the period of time between Substantial Completion and the actual completion of that portion of the Work.

§ 12.2.2.3 The one-year period for correction of Work shall not be extended by corrective Work performed by the Contractor pursuant to this Section 12.2.

§ 12.2.3 The Contractor shall remove from the site portions of the Work that are not in accordance with the requirements of the Contract Documents and are neither corrected by the Contractor nor accepted by the Owner.

§ 12.2.4 The Contractor shall bear the cost of correcting destroyed or damaged construction of the Owner or Separate Contractors, whether completed or partially completed, caused by the Contractor's correction or removal of Work that is not in accordance with the requirements of the Contract Documents.

§ 12.2.5 Nothing contained in this Section 12.2 shall be construed to establish a period of limitation with respect to other obligations the Contractor has under the Contract Documents. Establishment of the one-year period for correction of Work as described in Section 12.2.2 relates only to the specific obligation of the Contractor to correct the Work, and has no relationship to the time within which the obligation to comply with the Contract Documents may be sought to be enforced, nor to the time within which proceedings may be commenced to establish the Contractor's liability with respect to the Contractor's obligations other than specifically to correct the Work.

§ 12.3 Acceptance of Nonconforming Work

If the Owner prefers to accept Work that is not in accordance with the requirements of the Contract Documents, the Owner may do so instead of requiring its removal and correction, in which case the Contract Sum will be reduced as appropriate and equitable. Such adjustment shall be effected whether or not final payment has been made.

ARTICLE 13 MISCELLANEOUS PROVISIONS

§ 13.1 Governing Law

The Contract shall be governed by the law of the place where the Project is located, excluding that jurisdiction's choice of law rules. If the parties have selected arbitration as the method of binding dispute resolution, the Federal Arbitration Act shall govern Section 15.4.

§ 13.2 Successors and Assigns

§ 13.2.1 The Owner and Contractor respectively bind themselves, their partners, successors, assigns, and legal representatives to covenants, agreements, and obligations contained in the Contract Documents. Except as provided in Section 13.2.2, neither party to the Contract shall assign the Contract as a whole without written consent of the other. If either party attempts to make an assignment without such consent, that party shall nevertheless remain legally responsible for all obligations under the Contract.

§ 13.2.2 The Owner may, without consent of the Contractor, assign the Contract to a lender providing construction financing for the Project, if the lender assumes the Owner's rights and obligations under the Contract Documents. The Contractor shall execute all consents reasonably required to facilitate the assignment.

§ 13.3 Rights and Remedies

§ 13.3.1 Duties and obligations imposed by the Contract Documents and rights and remedies available thereunder shall be in addition to and not a limitation of duties, obligations, rights, and remedies otherwise imposed or available by law.

§ 13.3.2 No action or failure to act by the Owner, Architect, or Contractor shall constitute a waiver of a right or duty afforded them under the Contract, nor shall such action or failure to act constitute approval of or acquiescence in a breach thereunder, except as may be specifically agreed upon in writing.

§ 13.4 Tests and Inspections

§ 13.4.1 Tests, inspections, and approvals of portions of the Work shall be made as required by the Contract Documents and by applicable laws, statutes, ordinances, codes, rules, and regulations or lawful orders of public authorities. Unless otherwise provided, the Contractor shall make arrangements for such tests, inspections, and approvals with an independent testing laboratory or entity acceptable to the Owner, or with the appropriate public authority, and shall bear all related costs of tests, inspections, and approvals. The Contractor shall give the Architect timely notice of when and where tests and inspections are to be made so that the Architect may be present for such procedures. The Owner shall bear costs of tests, inspections, or approvals that do not become requirements until after bids are received or negotiations concluded. The Owner shall directly arrange and pay for tests, inspections, or approvals where building codes or applicable laws or regulations so require.

§ 13.4.2 If the Architect, Owner, or public authorities having jurisdiction determine that portions of the Work require additional testing, inspection, or approval not included under Section 13.4.1, the Architect will, upon written authorization from the Owner, instruct the Contractor to make arrangements for such additional testing, inspection, or approval, by an entity acceptable to the Owner, and the Contractor shall give timely notice to the Architect of when and where tests and inspections are to be made so that the Architect may be present for such procedures. Such costs, except as provided in Section 13.4.3, shall be at the Owner's expense.

§ 13.4.3 If procedures for testing, inspection, or approval under Sections 13.4.1 and 13.4.2 reveal failure of the portions of the Work to comply with requirements established by the Contract Documents, all costs made necessary by such failure, including those of repeated procedures and compensation for the Architect's services and expenses, shall be at the Contractor's expense.

§ 13.4.4 Required certificates of testing, inspection, or approval shall, unless otherwise required by the Contract Documents, be secured by the Contractor and promptly delivered to the Architect.

§ 13.4.5 If the Architect is to observe tests, inspections, or approvals required by the Contract Documents, the Architect will do so promptly and, where practicable, at the normal place of testing.

§ 13.4.6 Tests or inspections conducted pursuant to the Contract Documents shall be made promptly to avoid unreasonable delay in the Work.

§ 13.5 Interest

Payments due and unpaid under the Contract Documents shall bear interest from the date payment is due at the rate the parties agree upon in writing or, in the absence thereof, at the legal rate prevailing from time to time at the place where the Project is located.

ARTICLE 14 TERMINATION OR SUSPENSION OF THE CONTRACT

§ 14.1 Termination by the Contractor

§ 14.1.1 The Contractor may terminate the Contract if the Work is stopped for a period of 30 consecutive days through no act or fault of the Contractor, a Subcontractor, a Sub-subcontractor, their agents or employees, or any other persons or entities performing portions of the Work, for any of the following reasons:

- .1 Issuance of an order of a court or other public authority having jurisdiction that requires all Work to be stopped;
- .2 An act of government, such as a declaration of national emergency, that requires all Work to be stopped;
- .3 Because the Architect has not issued a Certificate for Payment and has not notified the Contractor of the reason for withholding certification as provided in Section 9.4.1, or because the Owner has not made payment on a Certificate for Payment within the time stated in the Contract Documents; or
- .4 The Owner has failed to furnish to the Contractor reasonable evidence as required by Section 2.2.

§ 14.1.2 The Contractor may terminate the Contract if, through no act or fault of the Contractor, a Subcontractor, a Sub-subcontractor, their agents or employees, or any other persons or entities performing portions of the Work, repeated suspensions, delays, or interruptions of the entire Work by the Owner as described in Section 14.3, constitute in the aggregate more than 100 percent of the total number of days scheduled for completion, or 120 days in any 365-day period, whichever is less.

§ 14.1.3 If one of the reasons described in Section 14.1.1 or 14.1.2 exists, the Contractor may, upon seven days' notice to the Owner and Architect, terminate the Contract and recover from the Owner payment for Work executed, as well as reasonable overhead and profit on Work not executed, and costs incurred by reason of such termination.

§ 14.1.4 If the Work is stopped for a period of 60 consecutive days through no act or fault of the Contractor, a Subcontractor, a Sub-subcontractor, or their agents or employees or any other persons or entities performing portions of the Work because the Owner has repeatedly failed to fulfill the Owner's obligations under the Contract Documents with respect to matters important to the progress of the Work, the Contractor may, upon seven additional days' notice to the Owner and the Architect, terminate the Contract and recover from the Owner as provided in Section 14.1.3.

§ 14.2 Termination by the Owner for Cause

§ 14.2.1 The Owner may terminate the Contract if the Contractor

- .1 repeatedly refuses or fails to supply enough properly skilled workers or proper materials;
- .2 fails to make payment to Subcontractors or suppliers in accordance with the respective agreements between the Contractor and the Subcontractors or suppliers;
- .3 repeatedly disregards applicable laws, statutes, ordinances, codes, rules and regulations, or lawful orders of a public authority; or
- .4 otherwise is guilty of substantial breach of a provision of the Contract Documents.

§ 14.2.2 When any of the reasons described in Section 14.2.1 exist, and upon certification by the Architect that sufficient cause exists to justify such action, the Owner may, without prejudice to any other rights or remedies of the Owner and after giving the Contractor and the Contractor's surety, if any, seven days' notice, terminate employment of the Contractor and may, subject to any prior rights of the surety:

- .1 Exclude the Contractor from the site and take possession of all materials, equipment, tools, and construction equipment and machinery thereon owned by the Contractor;
- .2 Accept assignment of subcontracts pursuant to Section 5.4; and
- .3 Finish the Work by whatever reasonable method the Owner may deem expedient. Upon written request of the Contractor, the Owner shall furnish to the Contractor a detailed accounting of the costs incurred by the Owner in finishing the Work.

§ 14.2.3 When the Owner terminates the Contract for one of the reasons stated in Section 14.2.1, the Contractor shall not be entitled to receive further payment until the Work is finished.

§ 14.2.4 If the unpaid balance of the Contract Sum exceeds costs of finishing the Work, including compensation for the Architect's services and expenses made necessary thereby, and other damages incurred by the Owner and not expressly waived, such excess shall be paid to the Contractor. If such costs and damages exceed the unpaid balance,

the Contractor shall pay the difference to the Owner. The amount to be paid to the Contractor or Owner, as the case may be, shall be certified by the Initial Decision Maker, upon application, and this obligation for payment shall survive termination of the Contract.

§ 14.3 Suspension by the Owner for Convenience

§ 14.3.1 The Owner may, without cause, order the Contractor in writing to suspend, delay or interrupt the Work, in whole or in part for such period of time as the Owner may determine.

§ 14.3.2 The Contract Sum and Contract Time shall be adjusted for increases in the cost and time caused by suspension, delay, or interruption under Section 14.3.1. Adjustment of the Contract Sum shall include profit. No adjustment shall be made to the extent

- .1 that performance is, was, or would have been, so suspended, delayed, or interrupted, by another cause for which the Contractor is responsible; or
- .2 that an equitable adjustment is made or denied under another provision of the Contract.

§ 14.4 Termination by the Owner for Convenience

§ 14.4.1 The Owner may, at any time, terminate the Contract for the Owner's convenience and without cause.

§ 14.4.2 Upon receipt of notice from the Owner of such termination for the Owner's convenience, the Contractor shall

- .1 cease operations as directed by the Owner in the notice;
- .2 take actions necessary, or that the Owner may direct, for the protection and preservation of the Work; and
- .3 except for Work directed to be performed prior to the effective date of termination stated in the notice, terminate all existing subcontracts and purchase orders and enter into no further subcontracts and purchase orders.

§ 14.4.3 In case of such termination for the Owner's convenience, the Owner shall pay the Contractor for Work properly executed; costs incurred by reason of the termination, including costs attributable to termination of Subcontracts; and the termination fee, if any, set forth in the Agreement.

ARTICLE 15 CLAIMS AND DISPUTES

§ 15.1 Claims

§ 15.1.1 Definition

A Claim is a demand or assertion by one of the parties seeking, as a matter of right, payment of money, a change in the Contract Time, or other relief with respect to the terms of the Contract. The term "Claim" also includes other disputes and matters in question between the Owner and Contractor arising out of or relating to the Contract. The responsibility to substantiate Claims shall rest with the party making the Claim. This Section 15.1.1 does not require the Owner to file a Claim in order to impose liquidated damages in accordance with the Contract Documents.

§ 15.1.2 Time Limits on Claims

The Owner and Contractor shall commence all Claims and causes of action against the other and arising out of or related to the Contract, whether in contract, tort, breach of warranty or otherwise, in accordance with the requirements of the binding dispute resolution method selected in the Agreement and within the period specified by applicable law, but in any case not more than 10 years after the date of Substantial Completion of the Work. The Owner and Contractor waive all Claims and causes of action not commenced in accordance with this Section 15.1.2.

§ 15.1.3 Notice of Claims

§ 15.1.3.1 Claims by either the Owner or Contractor, where the condition giving rise to the Claim is first discovered prior to expiration of the period for correction of the Work set forth in Section 12.2.2, shall be initiated by notice to the other party and to the Initial Decision Maker with a copy sent to the Architect, if the Architect is not serving as the Initial Decision Maker. Claims by either party under this Section 15.1.3.1 shall be initiated within 21 days after occurrence of the event giving rise to such Claim or within 21 days after the claimant first recognizes the condition giving rise to the Claim, whichever is later.

§ 15.1.3.2 Claims by either the Owner or Contractor, where the condition giving rise to the Claim is first discovered after expiration of the period for correction of the Work set forth in Section 12.2.2, shall be initiated by notice to the other party. In such event, no decision by the Initial Decision Maker is required.

§ 15.1.4 Continuing Contract Performance

§ 15.1.4.1 Pending final resolution of a Claim, except as otherwise agreed in writing or as provided in Section 9.7 and Article 14, the Contractor shall proceed diligently with performance of the Contract and the Owner shall continue to make payments in accordance with the Contract Documents.

§ 15.1.4.2 The Contract Sum and Contract Time shall be adjusted in accordance with the Initial Decision Maker's decision, subject to the right of either party to proceed in accordance with this Article 15. The Architect will issue Certificates for Payment in accordance with the decision of the Initial Decision Maker.

§ 15.1.5 Claims for Additional Cost

If the Contractor wishes to make a Claim for an increase in the Contract Sum, notice as provided in Section 15.1.3 shall be given before proceeding to execute the portion of the Work that is the subject of the Claim. Prior notice is not required for Claims relating to an emergency endangering life or property arising under Section 10.4.

§ 15.1.6 Claims for Additional Time

§ 15.1.6.1 If the Contractor wishes to make a Claim for an increase in the Contract Time, notice as provided in Section 15.1.3 shall be given. The Contractor's Claim shall include an estimate of cost and of probable effect of delay on progress of the Work. In the case of a continuing delay, only one Claim is necessary.

§ 15.1.6.2 If adverse weather conditions are the basis for a Claim for additional time, such Claim shall be documented by data substantiating that weather conditions were abnormal for the period of time, could not have been reasonably anticipated, and had an adverse effect on the scheduled construction.

§ 15.1.7 Waiver of Claims for Consequential Damages

The Contractor and Owner waive Claims against each other for consequential damages arising out of or relating to this Contract. This mutual waiver includes

- .1 damages incurred by the Owner for rental expenses, for losses of use, income, profit, financing, business and reputation, and for loss of management or employee productivity or of the services of such persons; and
- .2 damages incurred by the Contractor for principal office expenses including the compensation of personnel stationed there, for losses of financing, business and reputation, and for loss of profit, except anticipated profit arising directly from the Work.

This mutual waiver is applicable, without limitation, to all consequential damages due to either party's termination in accordance with Article 14. Nothing contained in this Section 15.1.7 shall be deemed to preclude assessment of liquidated damages, when applicable, in accordance with the requirements of the Contract Documents.

§ 15.2 Initial Decision

§ 15.2.1 Claims, excluding those where the condition giving rise to the Claim is first discovered after expiration of the period for correction of the Work set forth in Section 12.2.2 or arising under Sections 10.3, 10.4, and 11.5, shall be referred to the Initial Decision Maker for initial decision. The Architect will serve as the Initial Decision Maker, unless otherwise indicated in the Agreement. Except for those Claims excluded by this Section 15.2.1, an initial decision shall be required as a condition precedent to mediation of any Claim. If an initial decision has not been rendered within 30 days after the Claim has been referred to the Initial Decision Maker, the party asserting the Claim may demand mediation and binding dispute resolution without a decision having been rendered. Unless the Initial Decision Maker and all affected parties agree, the Initial Decision Maker will not decide disputes between the Contractor and persons or entities other than the Owner.

§ 15.2.2 The Initial Decision Maker will review Claims and within ten days of the receipt of a Claim take one or more of the following actions: (1) request additional supporting data from the claimant or a response with supporting data from the other party, (2) reject the Claim in whole or in part, (3) approve the Claim, (4) suggest a compromise, or (5) advise the parties that the Initial Decision Maker is unable to resolve the Claim if the Initial Decision Maker lacks sufficient information to evaluate the merits of the Claim or if the Initial Decision Maker concludes that, in the

Initial Decision Maker's sole discretion, it would be inappropriate for the Initial Decision Maker to resolve the Claim.

§ 15.2.3 In evaluating Claims, the Initial Decision Maker may, but shall not be obligated to, consult with or seek information from either party or from persons with special knowledge or expertise who may assist the Initial Decision Maker in rendering a decision. The Initial Decision Maker may request the Owner to authorize retention of such persons at the Owner's expense.

§ 15.2.4 If the Initial Decision Maker requests a party to provide a response to a Claim or to furnish additional supporting data, such party shall respond, within ten days after receipt of the request, and shall either (1) provide a response on the requested supporting data, (2) advise the Initial Decision Maker when the response or supporting data will be furnished, or (3) advise the Initial Decision Maker that no supporting data will be furnished. Upon receipt of the response or supporting data, if any, the Initial Decision Maker will either reject or approve the Claim in whole or in part.

§ 15.2.5 The Initial Decision Maker will render an initial decision approving or rejecting the Claim, or indicating that the Initial Decision Maker is unable to resolve the Claim. This initial decision shall (1) be in writing; (2) state the reasons therefor; and (3) notify the parties and the Architect, if the Architect is not serving as the Initial Decision Maker, of any change in the Contract Sum or Contract Time or both. The initial decision shall be final and binding on the parties but subject to mediation and, if the parties fail to resolve their dispute through mediation, to binding dispute resolution.

§ 15.2.6 Either party may file for mediation of an initial decision at any time, subject to the terms of Section 15.2.6.1.

§ 15.2.6.1 Either party may, within 30 days from the date of receipt of an initial decision, demand in writing that the other party file for mediation. If such a demand is made and the party receiving the demand fails to file for mediation within 30 days after receipt thereof, then both parties waive their rights to mediate or pursue binding dispute resolution proceedings with respect to the initial decision.

§ 15.2.7 In the event of a Claim against the Contractor, the Owner may, but is not obligated to, notify the surety, if any, of the nature and amount of the Claim. If the Claim relates to a possibility of a Contractor's default, the Owner may, but is not obligated to, notify the surety and request the surety's assistance in resolving the controversy.

§ 15.2.8 If a Claim relates to or is the subject of a mechanic's lien, the party asserting such Claim may proceed in accordance with applicable law to comply with the lien notice or filing deadlines.

§ 15.3 Mediation

§ 15.3.1 Claims, disputes, or other matters in controversy arising out of or related to the Contract, except those waived as provided for in Sections 9.10.4, 9.10.5, and 15.1.7, shall be subject to mediation as a condition precedent to binding dispute resolution.

§ 15.3.2 The parties shall endeavor to resolve their Claims by mediation which, unless the parties mutually agree otherwise, shall be administered by the American Arbitration Association in accordance with its Construction Industry Mediation Procedures in effect on the date of the Agreement. A request for mediation shall be made in writing, delivered to the other party to the Contract, and filed with the person or entity administering the mediation. The request may be made concurrently with the filing of binding dispute resolution proceedings but, in such event, mediation shall proceed in advance of binding dispute resolution proceedings, which shall be stayed pending mediation for a period of 60 days from the date of filing, unless stayed for a longer period by agreement of the parties or court order. If an arbitration is stayed pursuant to this Section 15.3.2, the parties may nonetheless proceed to the selection of the arbitrator(s) and agree upon a schedule for later proceedings.

§ 15.3.3 Either party may, within 30 days from the date that mediation has been concluded without resolution of the dispute or 60 days after mediation has been demanded without resolution of the dispute, demand in writing that the other party file for binding dispute resolution. If such a demand is made and the party receiving the demand fails to file for binding dispute resolution within 60 days after receipt thereof, then both parties waive their rights to binding dispute resolution proceedings with respect to the initial decision.

§ 15.3.4 The parties shall share the mediator's fee and any filing fees equally. The mediation shall be held in the place where the Project is located, unless another location is mutually agreed upon. Agreements reached in mediation shall be enforceable as settlement agreements in any court having jurisdiction thereof.

§ 15.4 Arbitration

§ 15.4.1 If the parties have selected arbitration as the method for binding dispute resolution in the Agreement, any Claim subject to, but not resolved by, mediation shall be subject to arbitration which, unless the parties mutually agree otherwise, shall be administered by the American Arbitration Association in accordance with its Construction Industry Arbitration Rules in effect on the date of the Agreement. The Arbitration shall be conducted in the place where the Project is located, unless another location is mutually agreed upon. A demand for arbitration shall be made in writing, delivered to the other party to the Contract, and filed with the person or entity administering the arbitration. The party filing a notice of demand for arbitration must assert in the demand all Claims then known to that party on which arbitration is permitted to be demanded.

§ 15.4.1.1 A demand for arbitration shall be made no earlier than concurrently with the filing of a request for mediation, but in no event shall it be made after the date when the institution of legal or equitable proceedings based on the Claim would be barred by the applicable statute of limitations. For statute of limitations purposes, receipt of a written demand for arbitration by the person or entity administering the arbitration shall constitute the institution of legal or equitable proceedings based on the Claim.

§ 15.4.2 The award rendered by the arbitrator or arbitrators shall be final, and judgment may be entered upon it in accordance with applicable law in any court having jurisdiction thereof.

§ 15.4.3 The foregoing agreement to arbitrate and other agreements to arbitrate with an additional person or entity duly consented to by parties to the Agreement, shall be specifically enforceable under applicable law in any court having jurisdiction thereof.

§ 15.4.4 Consolidation or Joinder

§ 15.4.4.1 Subject to the rules of the American Arbitration Association or other applicable arbitration rules, either party may consolidate an arbitration conducted under this Agreement with any other arbitration to which it is a party provided that (1) the arbitration agreement governing the other arbitration permits consolidation, (2) the arbitrations to be consolidated substantially involve common questions of law or fact, and (3) the arbitrations employ materially similar procedural rules and methods for selecting arbitrator(s).

§ 15.4.4.2 Subject to the rules of the American Arbitration Association or other applicable arbitration rules, either party may include by joinder persons or entities substantially involved in a common question of law or fact whose presence is required if complete relief is to be accorded in arbitration, provided that the party sought to be joined consents in writing to such joinder. Consent to arbitration involving an additional person or entity shall not constitute consent to arbitration of any claim, dispute or other matter in question not described in the written consent.

§ 15.4.4.3 The Owner and Contractor grant to any person or entity made a party to an arbitration conducted under this Section 15.4, whether by joinder or consolidation, the same rights of joinder and consolidation as those of the Owner and Contractor under this Agreement.

