

DOCUMENT G710 - 2017

Architects Supplemental Instructions

PROJECT: <i>(Name and address)</i> 22056 - Sussex County Courthouse Jurors Entrance Enclosure 1 The Circle Georgetown, DE 19947	CONTRACT INFORMATION: Contract for General Construction Date: July 22, 2025 DFM Proj. No. MC0201000028A	ASI INFORMATION: ASI No. 001 Date: 8/15/2025
OWNER: <i>(Name and address)</i> State of Delaware OMB/DFM Haslet Armory 122 Martin Luther King Jr. Blvd S. Dover, DE 19901	ARCHITECT: <i>(Name and address)</i> R G Architects, LLC 200 West Main Street Middletown, DE 19709	CONTRACTOR: <i>(Name and address)</i> Conventional Builders Inc. P.O. Box 47 847 School Street Houston, DE

The Contractor shall review the attached information and prepare a summary of Contract impact on time and Contract value through the use of a Change Order Proposal

(Insert a detailed description of the Architect's supplemental instructions and, if applicable, attach or reference specific exhibits)

1: REVISED SHEET E11-1

REVISED TYPE 'X' LIGHTING FIXTURE

In response to Fire Marshall comments:

Type 'X' lighting fixture is Noted in the Lighting Fixture Schedule with note 'EM' to lable fixture with Emergency Battery Backup.

OMITTED TYPE 'X1' LIGHTING FIXTURE

In response to RFI #2

Due to fixture requiring use of M/C cable and limited access in roof overhang, omit (4) four Type X1 fixtures shown in roof overhang.

ISSUED BY THE ARCHITECT:

R G Architects, LLC

ARCHITECT *(Firm Name)*



SIGNATURE

Neeka S. Grove, Architect

PRINTED NAME & TITLE

8/15/2025

DATE

FACSIMILE TO DOCUMENT G710 - Architects Supplemental Instructions - 2017

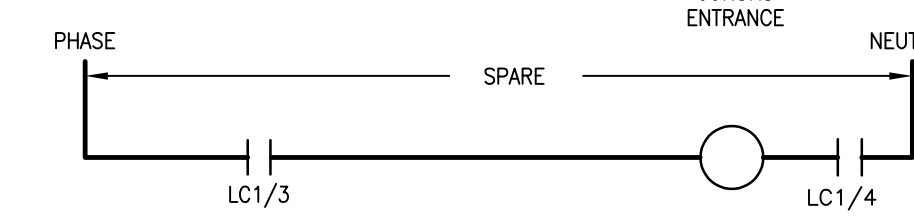
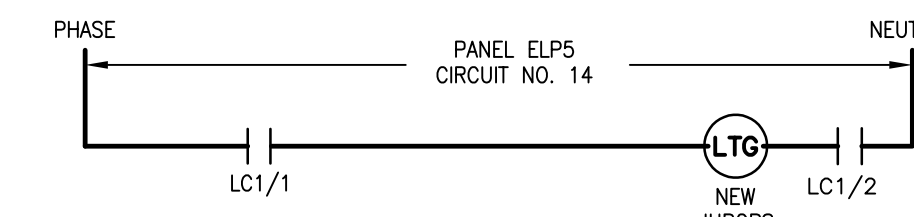
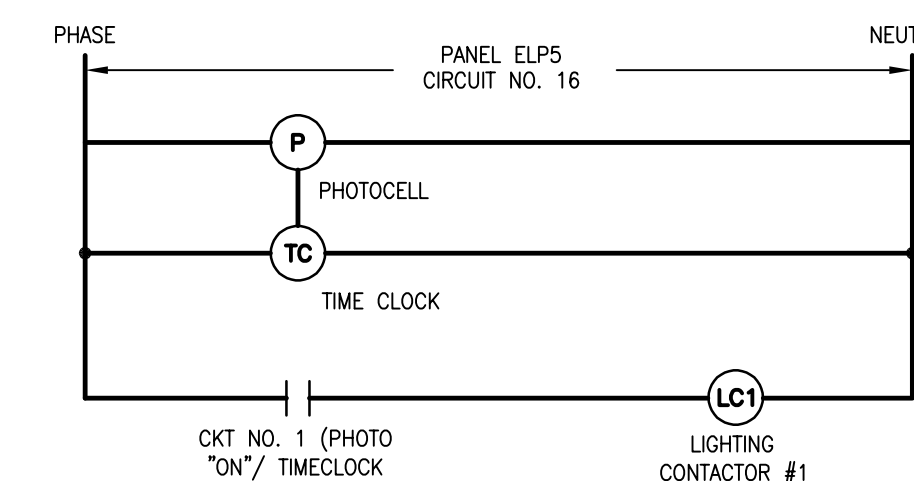
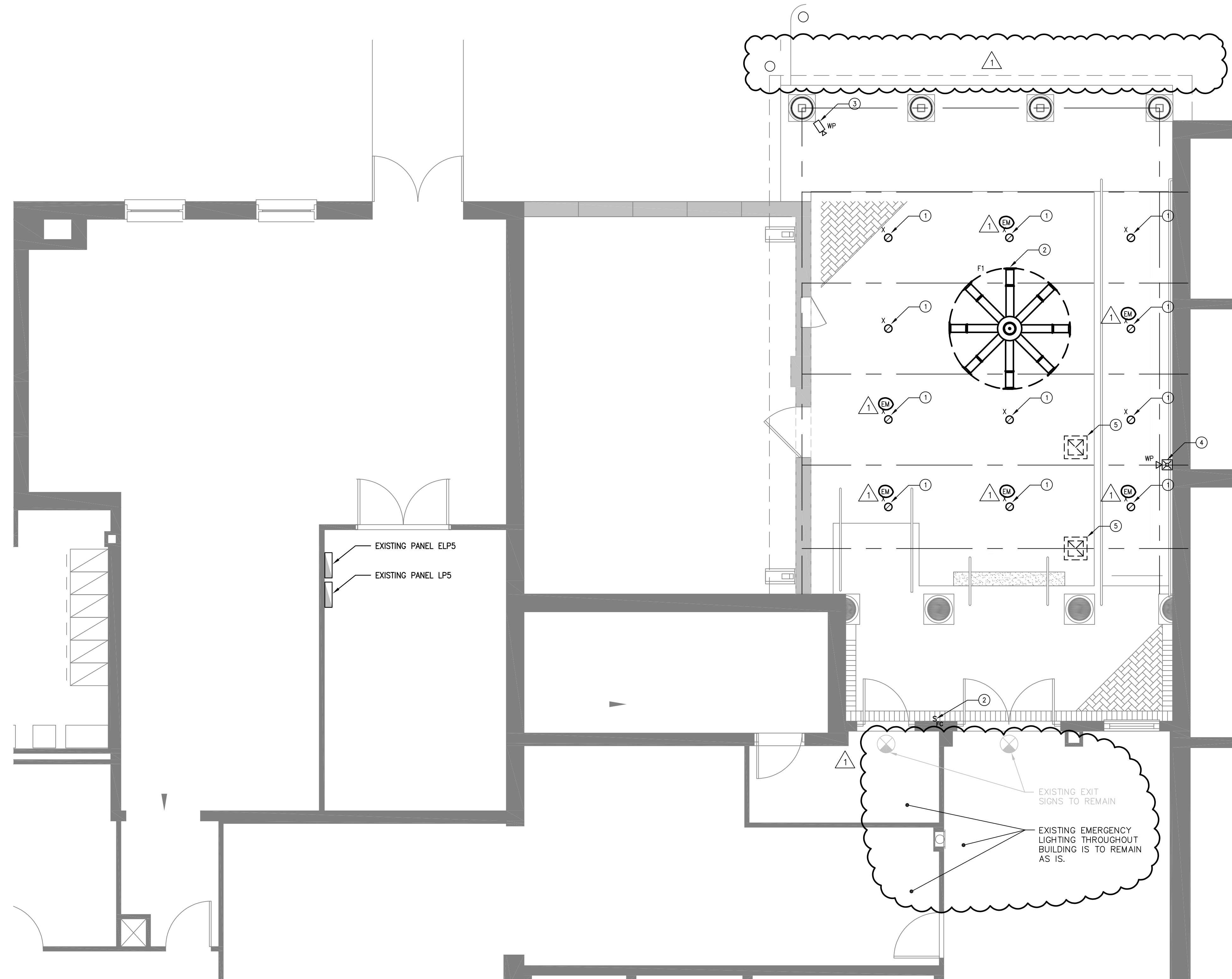
LIGHTING FIXTURE SCHEDULE					
TYPE	VOLTAGE	LAMP TYPE	DESCRIPTION	PROPOSED MANUFACTURER / SERIES	NOTES
X	120V AC	LED 10.8W 3000°K	SURFACE MOUNTED LED, WET LOCATION RATED, SHATTER RESISTANT CLEAR ACRYLIC LENS	MODERN FORMS / FM-W44806-30-SS (OR APPROVED EQUAL)	ALL FIXTURES LABELED "EM" SHALL BE FURNISHED AND INSTALLED WITH EMERGENCY BATTERY BACKUP CAPABLE OF PROVIDING 90 MINUTE EMERGENCY OPERATION. ALL FIXTURES LABELED "EM" SHALL BE FURNISHED AND INSTALLED WITH AN EXTRA #12 AWG. CU. WIRE FED UNSWITCHED FROM CIRCUIT FEEDING FIXTURE FOR CORRECT EMERGENCY BATTERY OPERATION.
X1			OMITTED FROM PROJECT		
F1	120V AC	55W	CEILING FAN WITH FAN SPEED CONTROLLER	HUNTER / KENNICOTT 51180 (OR APPROVED EQUAL)	

NEW WORK NOTES:

- A. WHERE CONNECTED TO A 20A. BRANCH CIRCUIT SUPPLYING AN INDIVIDUAL RECEPTACLE (SIMPLEX OR DUPLEX), THE RECEPTACLE SHALL BE RATED AT 20A.
- B. COORDINATE ALL WIRING DEVICE LOCATIONS IN FIELD.
- C. EXACT LOCATION OF ALL LIGHT FIXTURES SHALL BE COORDINATED IN FIELD.

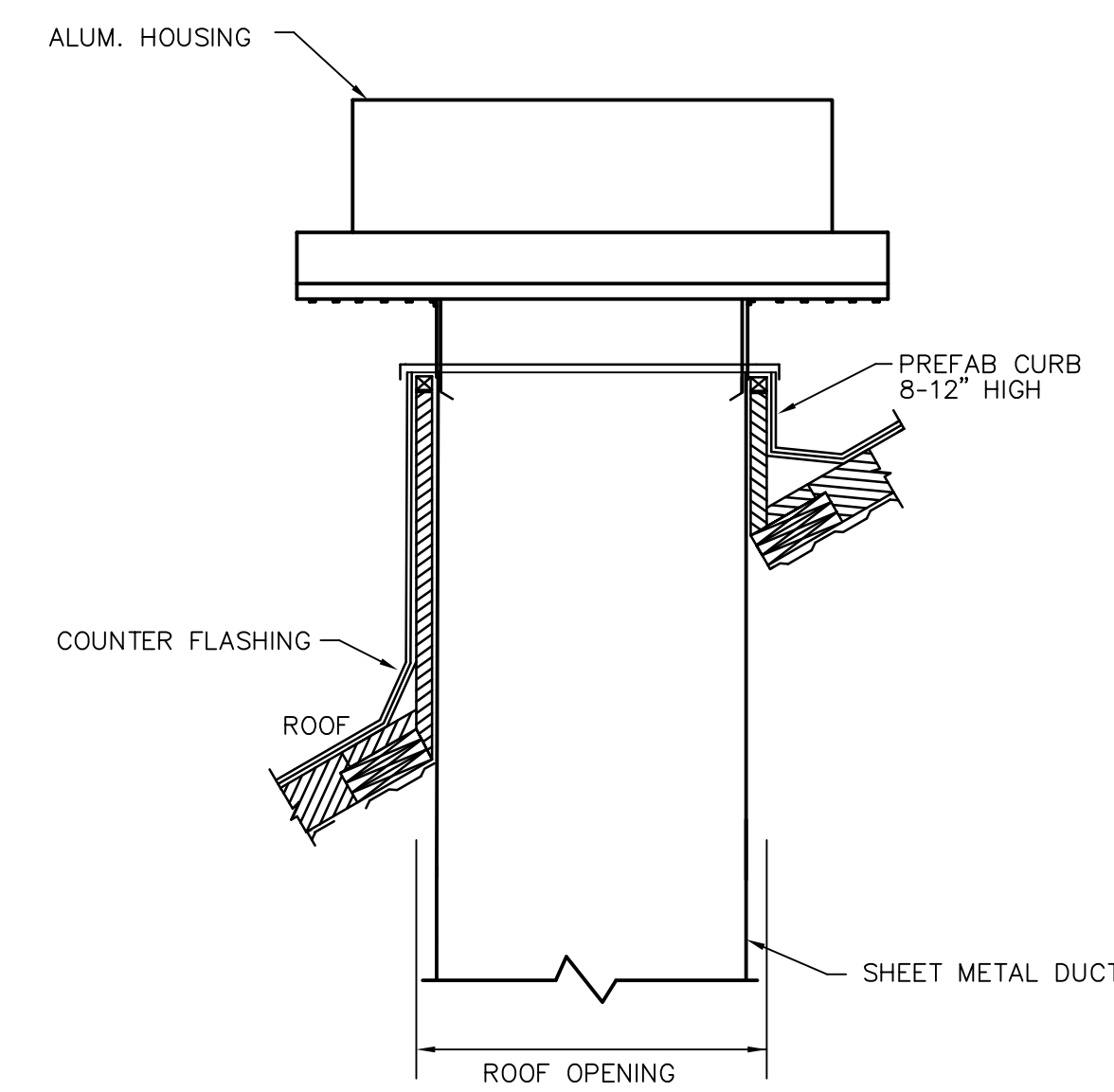
KEYED SHEET NOTES:

- 1 NEW LED LIGHTS. LIGHTS SHALL BE CONTROLLED VIA NEW TIMECLOCK/PHOTOCELL RELAY AS SHOWN IN DETAIL 2. LIGHTS SHALL BE FED FROM NEW 20A, SINGLE POLE BREAKER IN EXISTING PANEL ELP5 IN BREAKER SPACE #14. LIGHTING RELAY SHALL BE FED FROM NEW 20A, SINGLE POLE BREAKER IN EXISTING PANEL ELP5 IN BREAKER SPACE #16.
- 2 NEW CEILING FAN, E.C. SHALL PROVIDE NEW FAN SPEED CONTROLLER SWITCH WITH LOCKING, VANDAL-RESISTANT, CLEAR PLASTIC COVER. FAN SHALL BE FED FROM NEW 20A, SINGLE POLE BREAKER IN EXISTING PANEL ELP5 IN BREAKER SPACE #12.
- 3 NEW WEATHERPROOF SECURITY CAMERA TO BE TIED INTO EXISTING BUILDING SECURITY SYSTEM.
- 4 NEW WEATHERPROOF HORN-STROBE TO BE TIED INTO EXISTING BUILDING FIRE ALARM SYSTEM.
- 5 PROVIDE NEW GRAVITY VENTILATOR. GRAVITY VENTILATOR SHALL BE LOCATED ON ROOF. PROVIDE ROOF CURB COMPATIBLE WITH SLOPED ROOF. REFER TO ARCHITECTURAL DRAWINGS FOR EXACT LOCATION AND ROOF CONSTRUCTION.




LIGHTING CONTROL CONTACTOR SERVING LIGHTS. CONTACTOR SHALL BE INSTALLED IN SURFACE MOUNTED ENCLOSURE. THE ENCLOSURE SHALL BE NEMA 1 RATED, WITH HINGED COVER. PROVIDE AN ENGRAVED PHENOLIC LABEL WITH ONE INCH HIGH, WHITE LETTERING, ON A BLACK BACKGROUND, READING "LIGHTING CONTROL CONTACTOR", AND PLACE CENTERED ON THE COVER OF THE ENCLOSURE. CONTACTOR SHALL BE LOCATED IN MECHANICAL ROOM.


2 ELECTRICAL - PARITAL RENOVATION FLOOR PLAN
SCALE : N.T.S.



3 ROOF CURB INSTALLATION DETAIL
SCALE : N.T.S.



ARCHITECTS
R G Architects, LLC
 200 W. Main St., Middletown, DE 19709
 302.376.8100 302.376.9851 fax
 www.rgarchitects.net



JOHN R. FARINA P.E.
 DELAWARE PE# 13559

IMPORTANT - DO NOT DISTRIBUTE -
 NOTE: THESE DRAWINGS ARE CONFIDENTIAL FOR OFFICIAL USE ONLY. NOT FOR PUBLIC DISTRIBUTION. A DETERMINATION HAS BEEN MADE THAT THE PUBLICATION OF THESE PLANS COULD COMPROMISE PUBLIC SAFETY AND ARE NOT AVAILABLE PURSUANT TO DELAWARE CODE, TITLE 29, §10002 (1)(17)(a)(2) AND (3).

ISSUED FOR:
 PERMIT REVISION #1
 7/22/2025
 8/14/2025

PROJECT INFO:

SUSSEX COUNTY COURTHOUSE - JUROR ENTRANCE ENCLOSURE
 MC0201000028A

1 The Circle,
 Georgetown, DE 19947

SHEET INFO:

PROJECT NO: 22056
 DRAWN BY: JMD
 CHECKED BY: GDR/NSG
 SCALE: AS NOTED
 DATE: 22 JULY 2025

TITLE & NO.:

Copyright - R G Architects - 2025

ELECTRICAL
 PARTIAL
 RENOVATION
 FLOOR PLAN
 E11-1

1 ELECTRICAL - PARITAL RENOVATION FLOOR PLAN
 SCALE : 1/4" = 1'-0"